

ETC1.5-4TR

RF 1.5:1 Step-down Auto-Transformer 5MHz - 1000MHz


Rev. V2

Features

- Surface mount
- 1.5:1 Impedance ratio
- Available on tape and reel

Description

M/A-Com's ETC1.5-4 is a 1.5:1 RF step-down auto-transformer in a low cost, surface mount package. Ideally suited for high volume applications



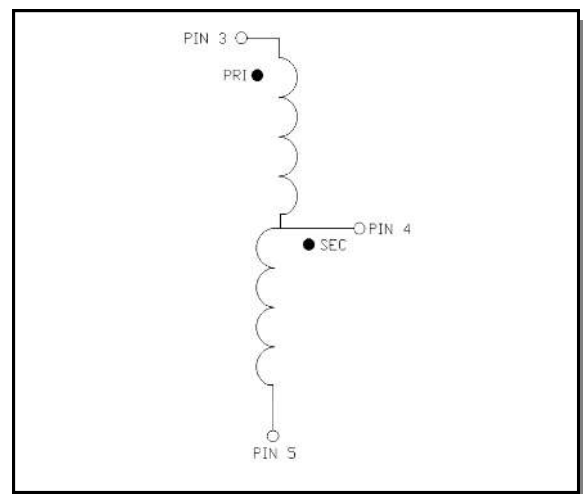
Electrical Specifications: $Z_0 = 75\Omega$, $T_A = 25^\circ\text{C}$, $P_{in} = 0\text{dBm}$

Parameter	Conditions	Units	Min	Typ	Max
Frequency Range		MHz	5		1000
Impedance		Ω		75	
Impedance Ratio				1.5:1	
Insertion Loss (Pin3 - Pin4)	5 - 200MHz @1000 MHz	dB	-	0.40	0.60
		dB	-	0.78	1.09
Input Return Loss (Pin3)	5 - 1000 MHz	dB	20	30	-

Pin Configuration:

Pin No.	Function
3	Primary Dot
5	Primary
5	Secondary
4	Secondary Dot
1,2	Not Connected

Schematic:



ETC1.5-4TR

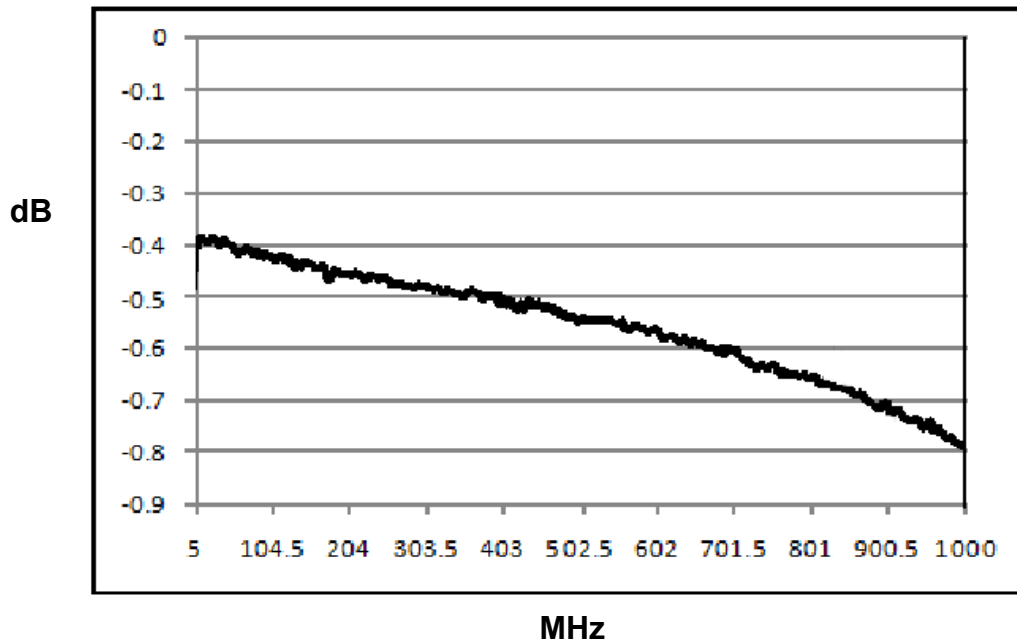


RF 1.5:1 Step-down Auto-Transformer
5MHz - 1000MHz

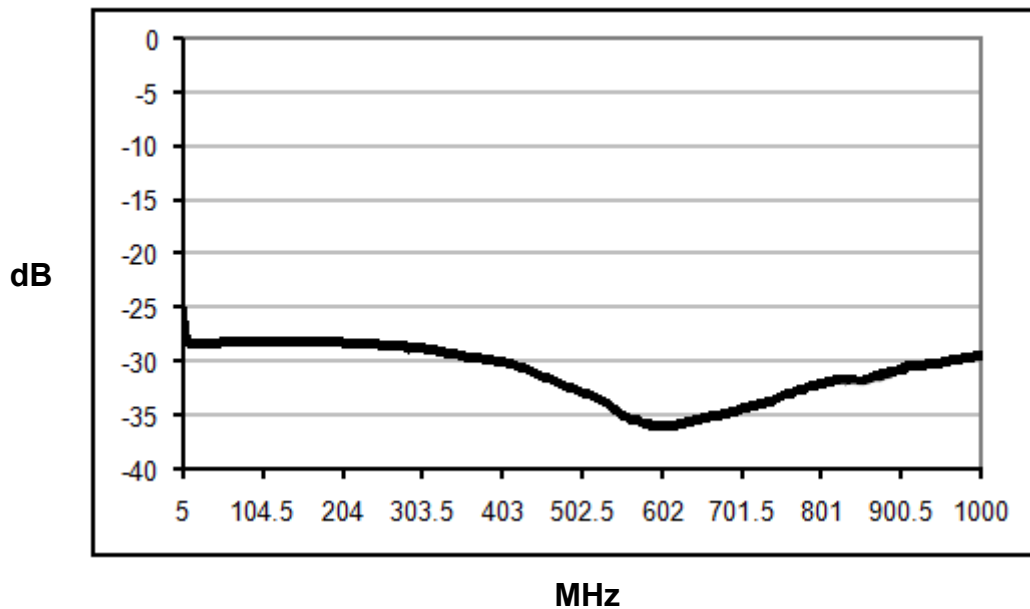
Rev. V2

Electrical Specifications: $Z_0 = 75\Omega$, $T_A = 25^\circ\text{C}$, $P_{in} = 0\text{dBm}$

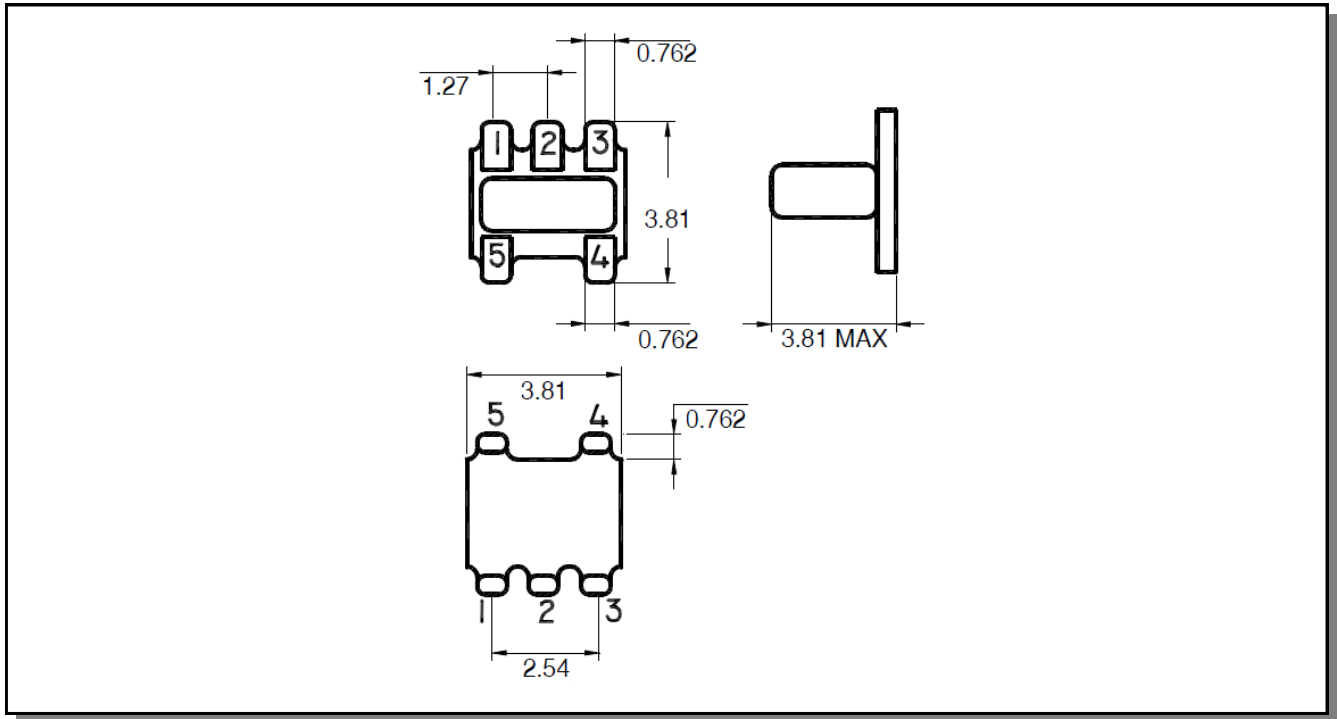
Insertion Loss:



Input Return Loss:

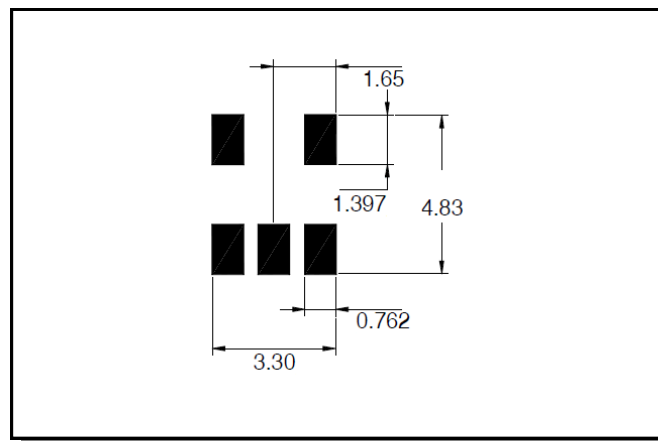


Outline Drawing



1. Dimensions in mm.
2. Tolerance: ± 0.2 mm unless otherwise noted.
3. Model number and lot code printed on reel.
4. Plating: Sn Finish

Recommended Footprint



ETC1.5-4TR



RF 1.5:1 Step-down Auto-Transformer
5MHz - 1000MHz

Rev. V2

Tape & Reel Information

Parameter	Units	Value
Qty per reel	-	2000
Reel size	mm	330
Tape width (W)	mm	12.00
Pitch (P ₁)	mm	8.00
A ₀	mm	4
B ₀	mm	4
K ₀	mm	2.9
Orientation	-	F5
Reference Application note ANI-019 for orientation		

Ordering Information

Part Number	Description
ETC1.5-4TR	Tape & Reel

Recommended Maximum Ratings

Parameter	Units	Min	Max
Input Power	mW		250
DC Current	mA		200
Operating Temperature Range	°C	-40	+85

Temperature data available on request