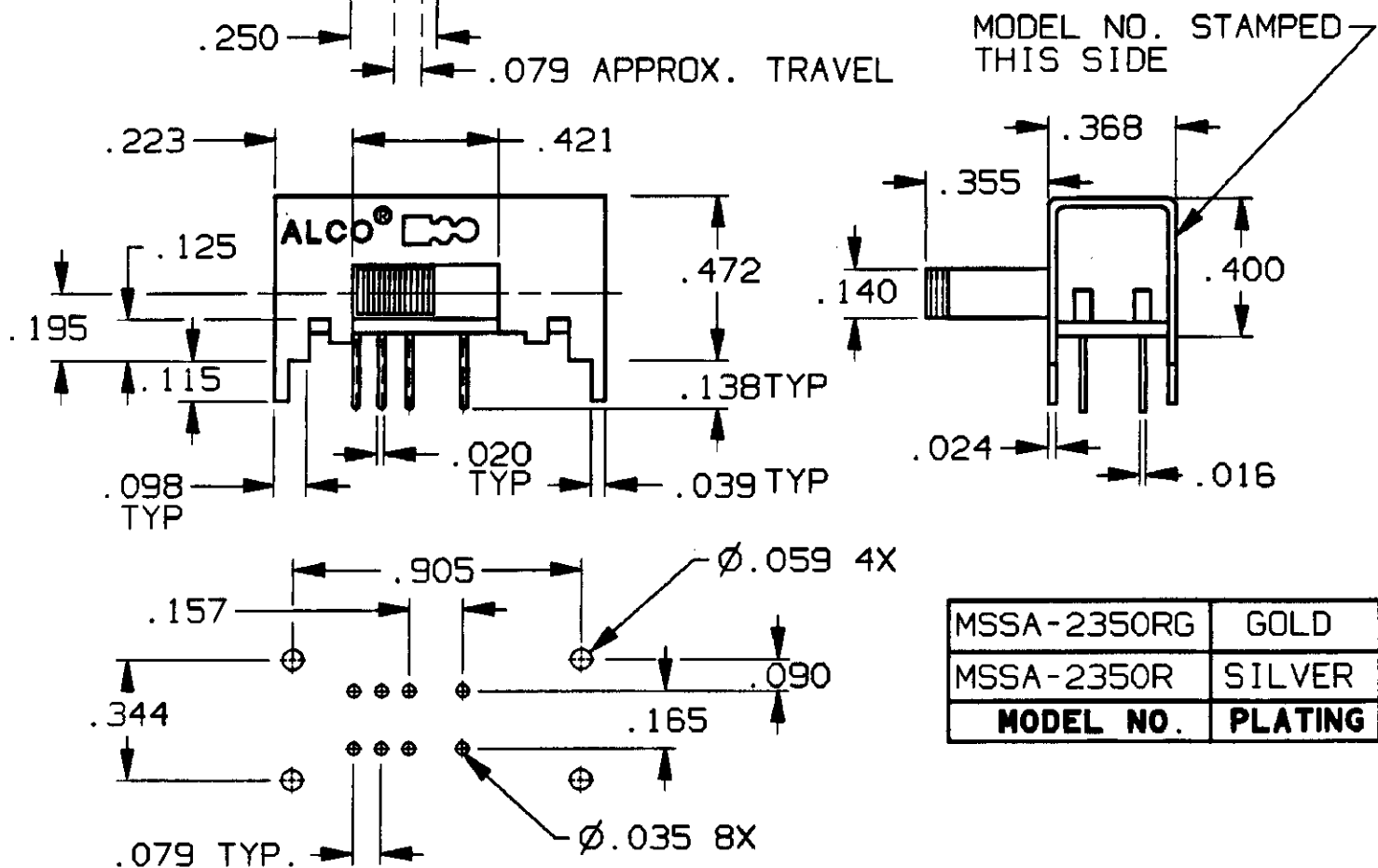
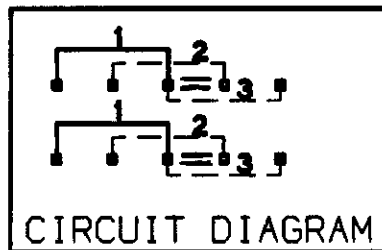
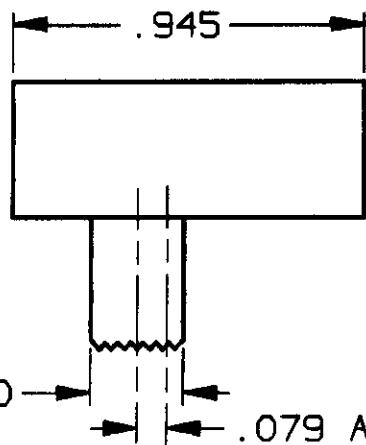


CONVERSION CHART		CONVERSION CHART	
INCH	MM	INCH	MM
.010	0,25	.472	11,98
.016	0,40	.905	22,98
.020	0,50	.945	24,00
.024	0,60		
.035	0,88		
.039	0,99		
.059	1,49		
.079	2,00		
.090	2,28		
.115	2,92		
.138	3,50		
.140	3,55		
.157	3,98		
.195	4,95		
.250	6,35		
.256	6,50		
.355	9,01		
.368	9,34		
.400	10,16		
.421	10,69		



MSSA-2350RG	GOLD
MSSA-2350R	SILVER
<b>MODEL NO.</b>	<b>PLATING</b>

**SPECIFICATIONS:**

**MATERIALS:**  
CASE: STEEL  
ACTUATOR: POLYESTER UL 94V-0  
MOVABLE CONTACT: COPPER ALLOY, SILVER OR GOLD PLATED.  
STATIONARY CONTACT: COPPER ALLOY, SILVER OR GOLD PLATED.  
TERMINALS: COPPER ALLOY, SILVER OR GOLD PLATED.

**ELECTRICAL:**  
CONTACT RATING: GOLD: 0.4 VA 20 VDC OR PEAK AC  
SILVER: 300 mA @ 125 VAC  
CONTACT RESISTANCE: 30mΩ MAX. INITIAL.  
INSULATION RESISTANCE: 1,000 MEGOHMS MIN.  
DIELECTRIC STRENGTH: 500V RMS @ SEA LEVEL.  
LIFE EXPECTANCY: 15,000 CYCLES MIN.

**MECHANICAL:**  
ACTUATION FORCE: 470 GRAMS AVERAGE.

**ENVIRONMENTAL:**  
OPERATING TEMPERATURE: -4°F TO +185°F  
(-20°C TO +85°C)  
STORAGE TEMPERATURE: -40°F TO +212°F  
(-40°C TO +100°C)

**NOTES:**

1. INTERPRET DRAWING PER ASME Y14.5M-1994.
2. TERMINALS ARE EPOXY SEALED.

**RECOMMENDED HOLE LAYOUT**  
TOLERANCE ±.002 UNLESS OTHERWISE NOTED

**CUSTOMER DRAWING**  
SPECIFICATIONS ARE SUBJECT TO CHANGES WITHOUT NOTICE

AUGAT D/N 40119-SD



REV <b>A</b>	REVISIONS OG3C-0173-02	<p>THIRD ANGLE PROJECTION</p>	UNLESS OTHERWISE SPECIFIED DIMENSIONS ARE IN INCHES DO NOT SCALE PRINT		ORIGINAL DATE OF DRAWING: 6-19-96	<b>TYCO ELECTRONICS</b> TITLE: <b>CUSTOMER DRAWING</b> SLIDE SWITCH, RA (MSSA-2350R) DWG. NO. <b>5-1437580-5</b> PRODUCT CODE: CS1 SCALE: SHEET 1 OF 1	
			TOLERANCES (EXCEPT AS NOTED) ANGULAR = DECIMAL .XX = DECIMAL .XXX = ±.010 DECIMAL .XXXX =		DRAWN: TRU-D DATE: 6-19-96		REV. <b>A</b>
			AUGAT CONFIDENTIAL This document contains information which is the exclusive property of Augat Inc. Distribution, reproduction or use by others is not permitted without the expressed written consent of Augat Inc.		MATERIAL: SEE SPECIFICATIONS		CHECKED: DATE:
			FINISH: SEE SPECIFICATIONS		APPROVED: DATE:		
CAD0130908		FIRST DESIGNED FOR:		CODE IDENT. NO. 91506	DWG. SIZE B		