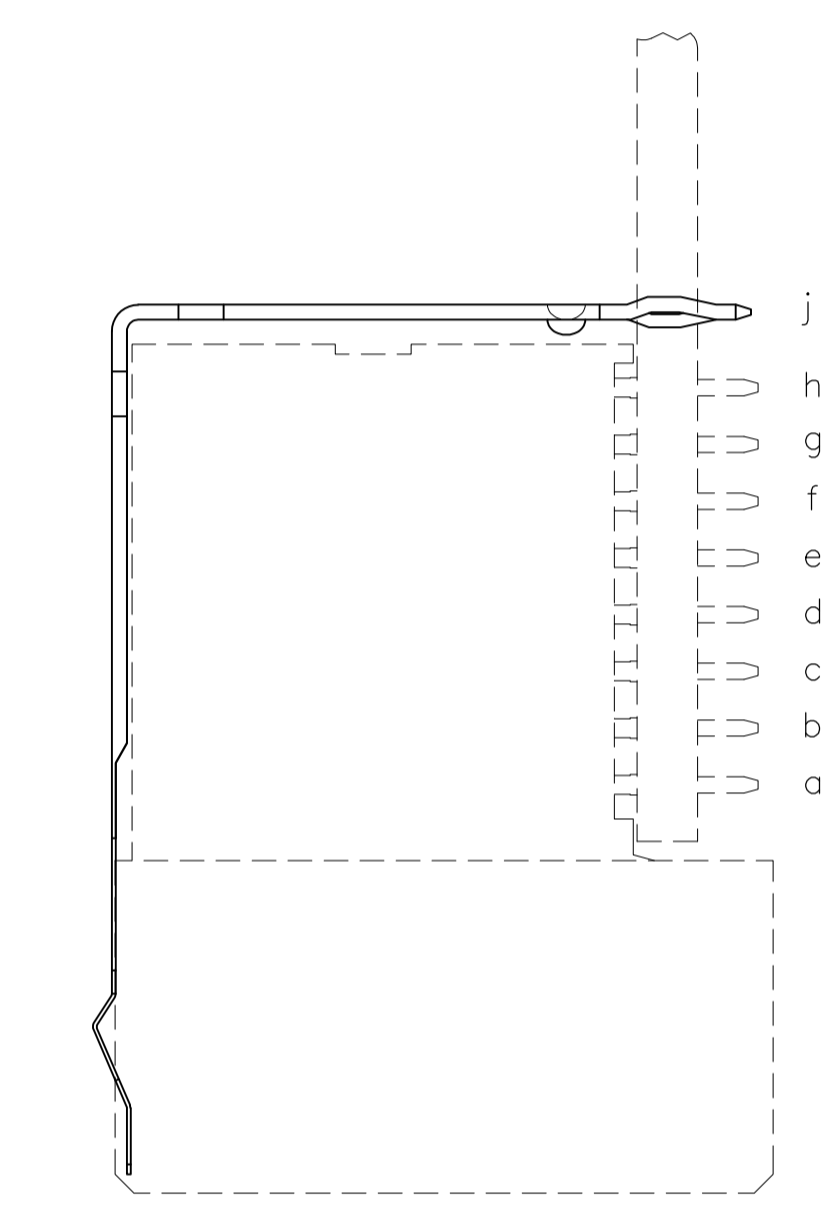
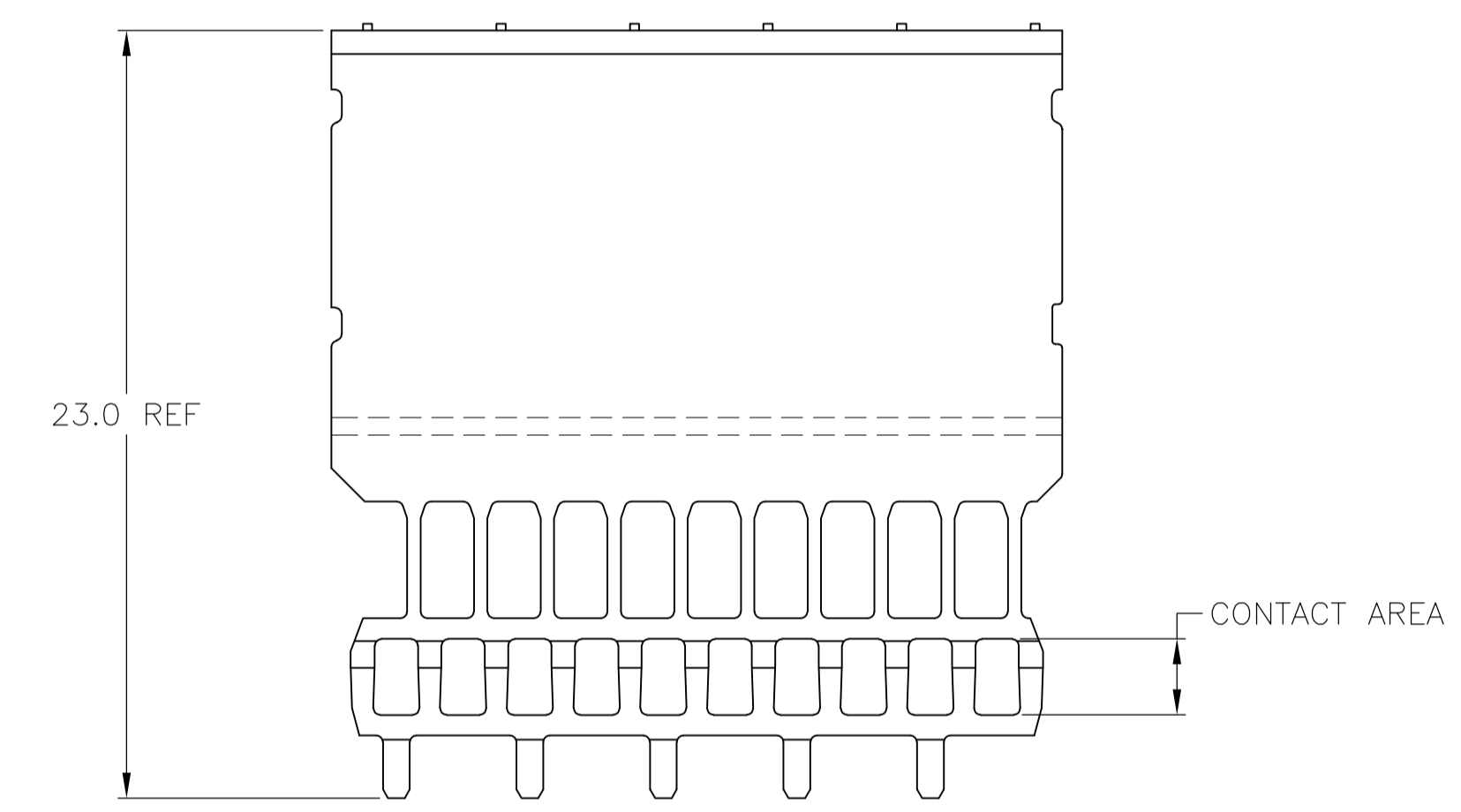
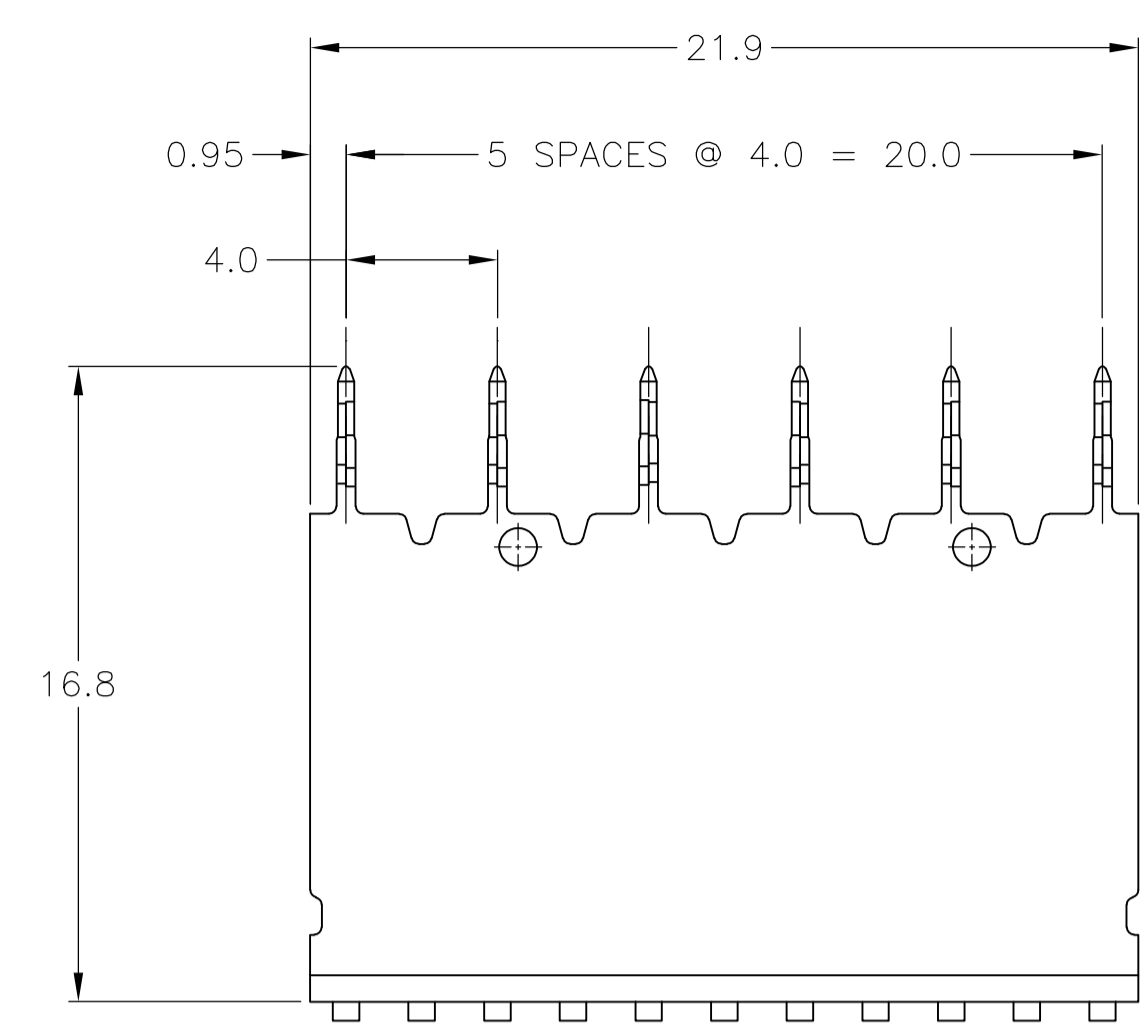
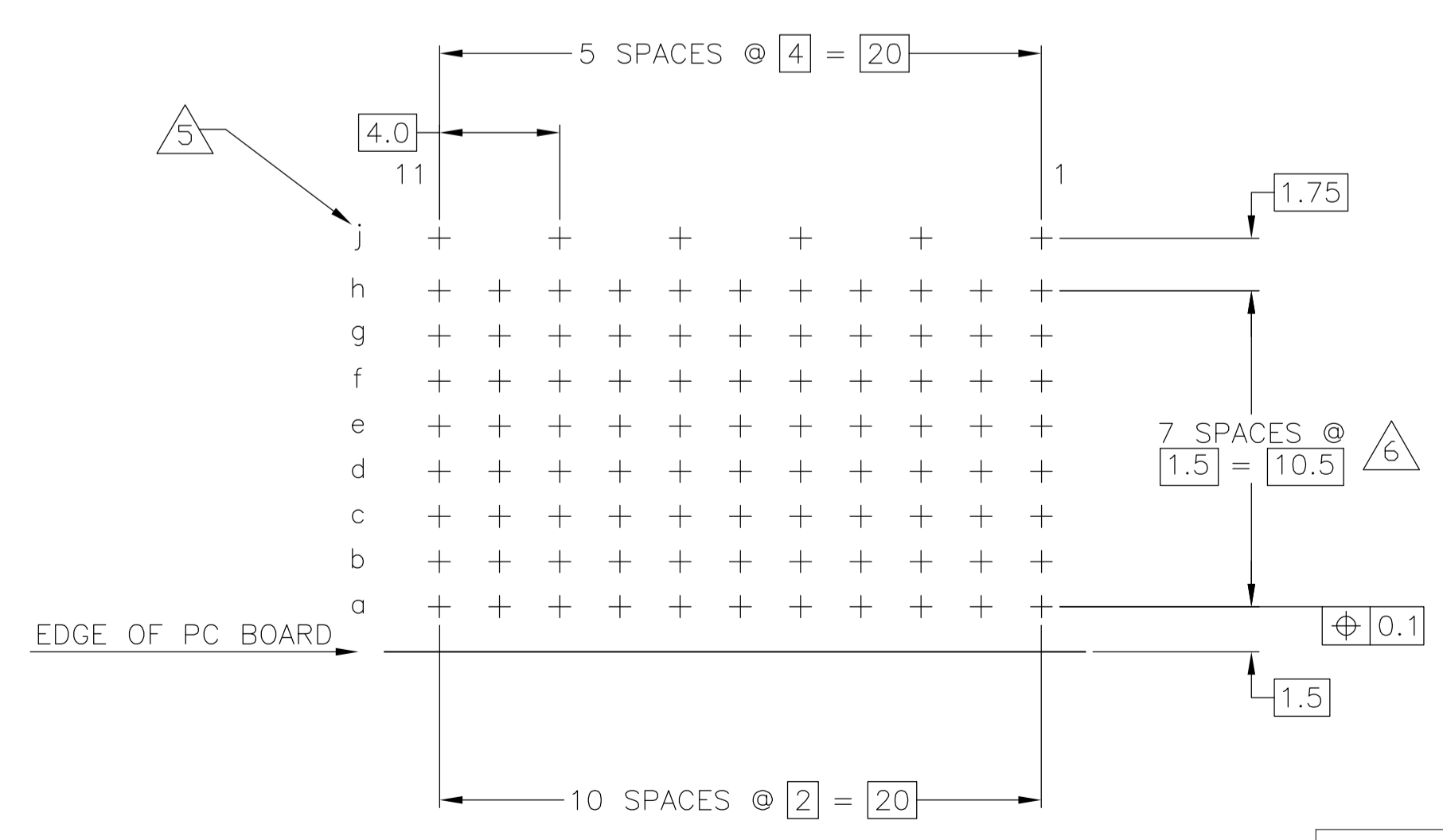


LOC		DIST		REVISIONS			
AD	00	REV	PER	DATE	BY	CHKD	APVD
A		REV PER EC	0512-0302-05	15DEC05	BC	GS	
A1		REVISED PER ECO-09-024606		02NOV09	KK	AEG	
B		ECR-10-018652		10SEP10	SW	MQW	



- 1 MATERIAL: CONTACT: PHOSPHOR BRONZE.
- 2 GENERAL PLATING SPECIFICATION: UNDERPLATING (ENTIRE CONTACT): 1.27µm MIN NICKEL AND ACTION PIN: 0.5µm MIN TIN. FOR PLATING OF MATING SURFACES SEE APPLICABLE SPECIFICATION REFERENCE FOR EACH DASH NUMBER.
- 3 CONFORMS TO ALL TESTING ACCORDING TO IEC 61076-4-101 PERFORMANCE LEVEL 2.
- 4 CONNECTOR TESTED AND QUALIFIED AGAINST TELCORDIA GR-1217-CORE QUALITY LEVEL 3, CENTRAL OFFICE APPLICATIONS.
- 5 ROW J 5 PLATED THROUGH HOLES FOR LOWER-SHIELD.
- 6 HOLE PATTERN FOR FEMALE CONNECTOR TYPE A. 88 PLATED-THROUGH HOLES A 1.5 X 2mm GRID.
- 7 CONTACT AREA LUBRICATED WITH BELLCORE APPROVED LUBRICANT. TECHNICAL REFERENCE: GR-1217-CORE, ISSUE 1, NOVEMBER 1995.
- 8 OBSOLETE PARTS: OBSOLETE CIS STREAMLINING PER D.RENAUD/D.SINISI



COMPONENT SIDE AS SHOWN
RECOMMENDED PCB-HOLE LAYOUT

PLATED THRU HOLES PARAMETERS
REFERENCE APPLICATION SPECIFICATION

2	4	7	-5646494-9-
2	3		5646494-1
FINISH			PART NUMBER

THIS DRAWING IS A CONTROLLED DOCUMENT.		DIN B CARBO 03AUG05	Tyco Electronics Corporation Harrisburg, PA 17105-3608	
DIMENSIONS: mm		CHK G SKIPPER 03AUG05	NAME GROUND RETURN UPPER-SHIELD, TYPE F Z-PACK 2mm HM 8 ROW, FEMALE (INTEGRATED VERSION)	
TOLERANCES UNLESS OTHERWISE SPECIFIED:		APVD G SKIPPER 03AUG05	PRODUCT SPEC 108-19082	
0-PLC ±		APPLICATION SPEC 114-19036		
1-PLC ±0.1		SIZE A1		
2-PLC ±		CAGE CODE 00779		
3-PLC ±		DRAWING NO 5646494		
4-PLC ±		RESTRICTED TO		
ANGLES		WEIGHT		
FINISH SEE TABLE		CUSTOMER DRAWING		
1		SCALE 5:1 SHEET 1 OF 1 REV B		