

1-1414552-0 ✓ ACTIVE



Power Relay F A

TE Internal #: 1-1414552-0

Mini Relays, 12 VDC Coil Voltage, 30 – 50 A, 1 Form C (CO), Rp 680Ω, Plug-In, 114 Ω Coil Resistance, Mounting Brackets, Power Relay F A

[View on TE.com >](#)

Relays, Contactors & Switches > Relays > Automotive Relays > Automotive Plug-In Relays > Mini Relays



Rated Coil Voltage: **12 VDC**

Mini Relay Contact Current Class: **30 – 50 A**

Mini Relay Contact Arrangement: **1 Form C (CO)**

Coil Suppression: **Rp 680Ω**

Mini Relay Mounting Type: **Plug-In**

Features

Product Type Features

Relay Type	Power Relay F4 A
------------	------------------

Electrical Characteristics

Current Rating (85°C)	60 A
Coil Power Rating Class	1 – 1.5 W W
Contact Limiting Short-Time Current	240 A
Insulation Initial Dielectric Between Contacts and Coil	500 Vrms
Insulation Initial Dielectric Between Coil/Contact Class	0 – 500 V
Insulation Initial Dielectric Between Open Contacts	500 Vrms
Coil Magnetic System	Monostable, DC
Contact Limiting Making Current	120 A
Coil Power Rating (DC)	1300 mW
Contact Limiting Continuous Current	60 A
Rated Voltage	12 VDC
Contact Limiting Breaking Current	60 A
Contact Switching Load (Min)	1000mA @ 5VDC
Rated Coil Voltage	12 VDC
Coil Suppression	Rp 680Ω
Mini Relay Coil Resistance	114 Ω



Body Features

Weight	60 g[2.1 oz]
--------	--------------

Contact Features

Terminal Type	Plug-In, Quick Connect
Contact Base Material	Silver Alloy
Mini Relay Contact Current Class	30 – 50 A
Mini Relay Contact Arrangement	1 Form C (CO)

Mechanical Attachment

Mini Relay Mounting Type	Plug-In
--------------------------	---------

Dimensions

Width Class (Mechanical)	30 – 40 mm
Height	54.2 mm[2.133 in]
Length	32.41 mm[1.276 in]
Length Class (Mechanical)	30 – 35 mm
Width	35.2 mm[1.386 in]
Height Class (Mechanical)	>50mm

Usage Conditions

Environmental Ambient Temperature Class	105 – 125°C
Environmental Ambient Temperature (Max)	125 °C[257 °F]

Other

Mounting Brackets	With
-------------------	------

Product Compliance

[For compliance documentation, visit the product page on TE.com>](#)

EU RoHS Directive 2011/65/EU	Compliant
EU ELV Directive 2000/53/EC	Compliant
China RoHS 2 Directive MIIT Order No 32, 2016	No Restricted Materials Above Threshold
EU REACH Regulation (EC) No. 1907/2006	Current ECHA Candidate List: JUNE 2023 (235) Candidate List Declared Against: JAN 2023 (233) Does not contain REACH SVHC
Halogen Content	Low Halogen - Br, Cl, F, I < 900 ppm per homogenous material. Also BFR/CFR/PVC

Free

Solder Process Capability

Not applicable for solder process capability


Product Compliance Disclaimer

This information is provided based on reasonable inquiry of our suppliers and represents our current actual knowledge based on the information they provided. This information is subject to change. The part numbers that TE has identified as EU RoHS compliant have a maximum concentration of 0.1% by weight in homogenous materials for lead, hexavalent chromium, mercury, PBB, PBDE, DBP, BBP, DEHP, DIBP, and 0.01% for cadmium, or qualify for an exemption to these limits as defined in the Annexes of Directive 2011/65/EU (RoHS2). Finished electrical and electronic equipment products will be CE marked as required by Directive 2011/65/EU. Components may not be CE marked. Additionally, the part numbers that TE has identified as EU ELV compliant have a maximum concentration of 0.1% by weight in homogenous materials for lead, hexavalent chromium, and mercury, and 0.01% for cadmium, or qualify for an exemption to these limits as defined in the Annexes of Directive 2000/53/EC (ELV). Regarding the REACH Regulation, the information TE provides on SVHC in articles for this part number is based on the latest European Chemicals Agency (ECHA) 'Guidance on requirements for substances in articles' posted at this URL: <https://echa.europa.eu/guidance-documents/guidance-on-reach>

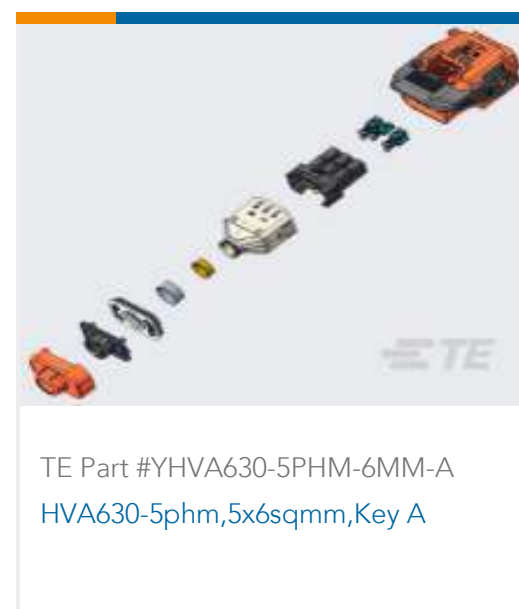
Compatible Parts

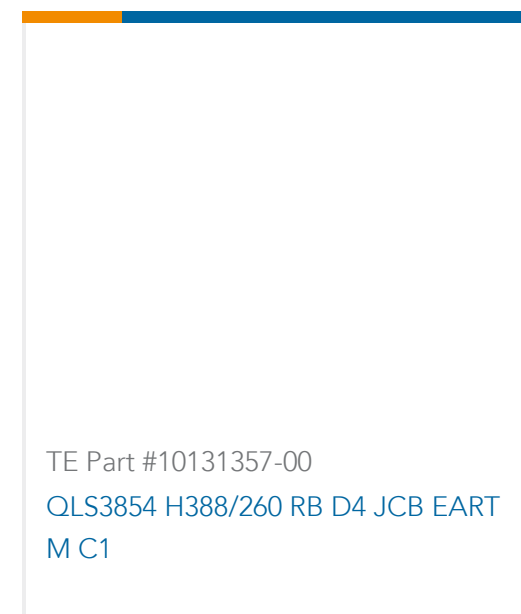


Also in the Series | Power Relay F A



Customers Also Bought





Documents

CAD Files

3D PDF

3D

Customer View Model

[ENG_CVM_CVM_1-1414552-0_O.2d_dxf.zip](#)

English

Customer View Model

[ENG_CVM_CVM_1-1414552-0_O.3d_igs.zip](#)

English

Customer View Model

[ENG_CVM_CVM_1-1414552-0_O.3d_stp.zip](#)

English

By downloading the CAD file I accept and agree to the [Terms and Conditions](#) of use.

Datasheets & Catalog Pages

Automotive Relay Application Notes

English

Shrouded Power Relay F4 A, Mini ISO, Plug-In

English

Product Specifications

Definitions General Purpose Relays

English