



5550-5650 MHz Cavity Bandpass Filter

ANATECH ELECTRONICS INC
RF & Microwave Filters & Products

Part Number: AB5600B854



Electrical specifications

- Center frequency:** 5600 MHz
- Passband bandwidth:** 100 MHz
- Insertion loss over PB:** 2.5 dB max
- Rejection 1:** DC-(CF-40) MHz, 20 dBc min
- Rejection 2:** DC-(+40)MHz-6200 MHz, 20 dBc min
- Group delay variation:** 4 ns over any 0.5 MHz in PB
- Power:** 50 Watts max

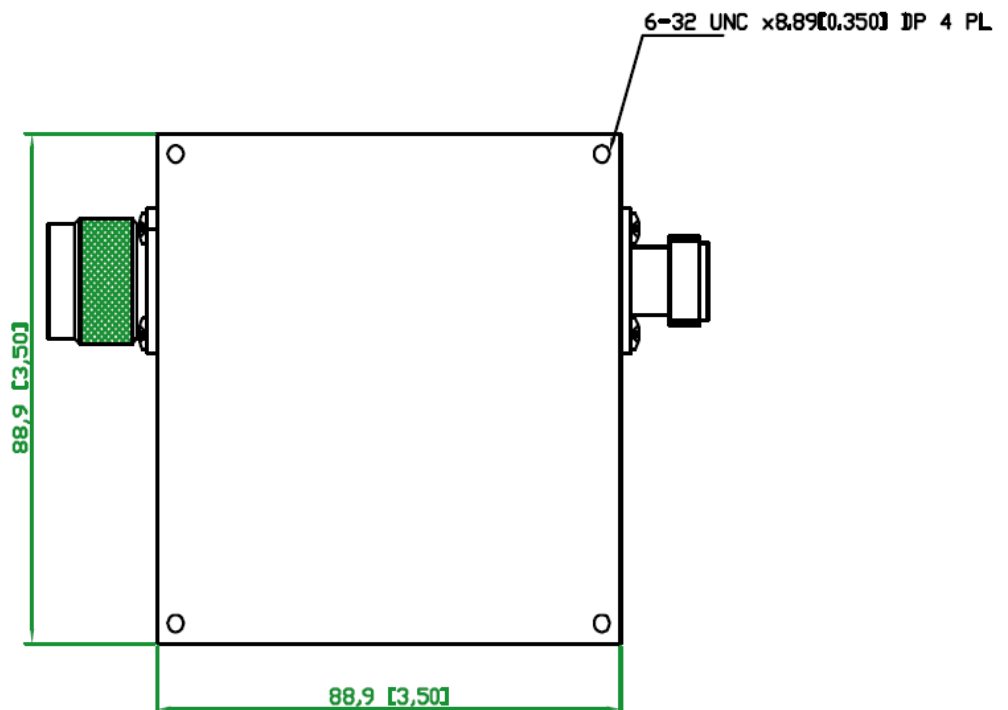
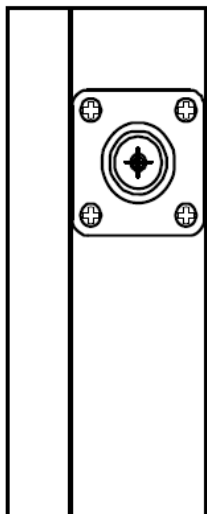

Mechanical

- Mounting Method:** Threaded Mounting Holes
- Connector Type:** N Female / N male
- Dimensions:** 3.50" X 3.50" X 1.50" in

Environmental

- Operating Temperature:** -45 to +85° C
- Storage Temperature:** -55 to +95° C
- Shock:** 20 G. 11ms
- Vibration:** 20 G. 5 to 200 MHz

Outline Drawing:





5550-5650 MHz Cavity Bandpass Filter

ANATECH ELECTRONICS INC
RF & Microwave Filters & Products

Part Number: AB5600B854



Plot:

