
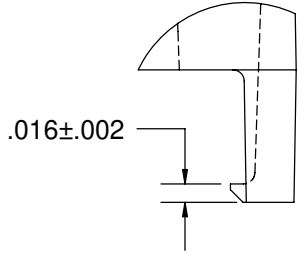
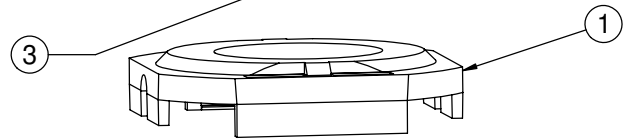


REVISION(S)			
LTR	DESCRIPTION	INIT	APP'D
A	ECN: 0S60-0009-04	E.T 1/13/04	S.D 1/13/04
B	ECR-06-017841	E.T 7/25/06	V.K 7/25/06

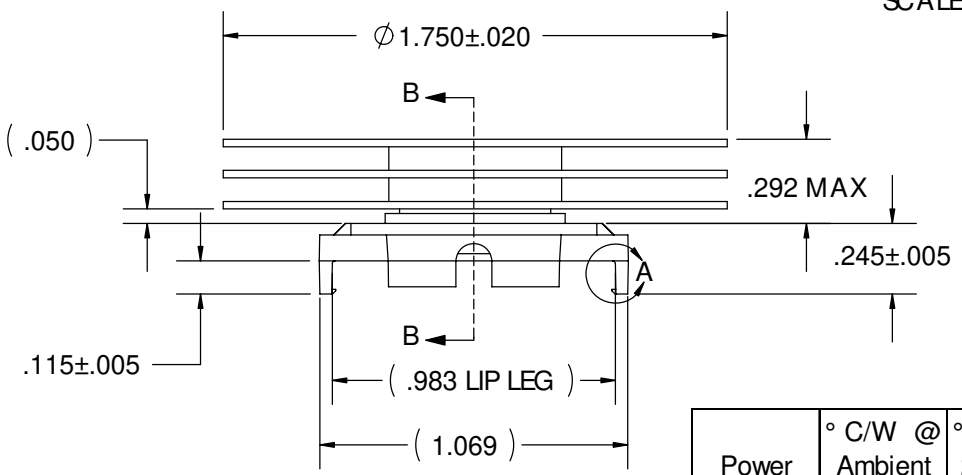
② 3-FIN HEAT SINK: 1.750 DIA.
0.422 HT.



① 4-LEG SCLIP SIZE: 25mm



DETAIL A
SCALE= 6X



1. MATERIAL:

HEAT SINK: ALUM. (BLACK ANODIZE)
CLIP: BLACK PEI (UL94-VO)

2. BEFORE THE HEATSINK APPLICATION, THE USER SHOULD IDENTIFY THE SPECIFICATION OF MAXIMUM LOAD ON THE BGA PACKAGE.

HEATSINK TORQUE SPECIFICATIONS CONVERTED TO FORCE.

BARE DIE PACKAGE:

1.5 POUND-FORCE INCH TORQUE = 8.5 POUND-FORCE
(0.17 NEWTON TORQUE = 37.81 NEWTON)

2.0 POUND-FORCE INCH TORQUE = 11.4 POUND-FORCE
(0.23 NEWTON METER TORQUE = 50.71 NEWTON)

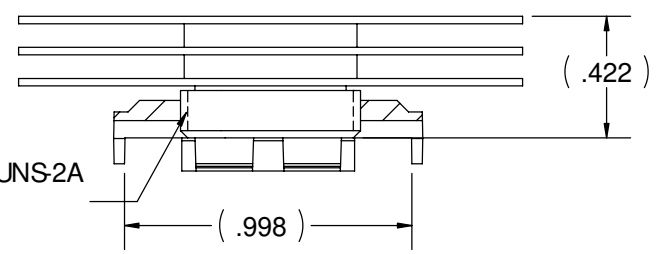
FULL SIZE LID PACKAGE:

1.5 POUND-FORCE INCH TORQUE = 8.3 POUND-FORCE
(0.17 NEWTON TORQUE = 36.92 NEWTON)

2.0 POUND-FORCE INCH TORQUE = 11.1 POUND-FORCE
(0.23 NEWTON METER TORQUE = 49.38 NEWTON)

3. REMOVE CLIP WITH REMOVAL TOOL P/N: 1542616-1.

4. RoHS COMPLIANT AND CERTIFIED.



SECTION B-B

Power	° C/W @ Ambient	° C/W @ 200 LFM	° C/W @ 400 LFM	° C/W @ 600 LFM
5 Watts	---	---	---	---
10 Watts	9.23	4.57	3.15	2.55

CUSTOMER DRAWING
SPECIFICATIONS ARE SUBJECT TO CHANGE WITHOUT NOTICE

ITEM	DESCRIPTION	QTY	QTY
1	MOUNTING CLIP	1542026-1	1
2	HEAT SINK	1542551-2	1
3	INTERFACE	1542891-1	1

tyco / Electronics Attleboro Falls Massachusetts 02763

UNLESS OTHERWISE SPECIFIED TO LEFANGS ARE:

DO NOT SCALE

DRAWN BY: SG	DATE: 08/06/2001	MATERIAL: SEE NOTE
ENGINEER: C.R	DATE: 08/06/2001	FINISH: SEE NOTE
FILENAME: PROJECT: SYSTEM: SOLIDWORK		

CONFIDENTIAL PROPERTY OF TYCO ELECTRONICS NOT TO BE DISCLOSED TO OTHERS REPRODUCED OR USED FOR ANY PURPOSES EXCEPT AS AUTHORIZED IN WRITING BY AN AUTHORIZED OFFICIAL OF TYCO. MUST BE RETURNED TO TYCO ON DEMAND, ON COMPLETION OF ORDERS OR OTHER PURPOSES FOR WHICH LENT.

TITLE: 25mm HEATSINK ASSEMBLY (HTS800-U)

DIMENSIONS ARE IN: INCHES	SCALE: 1.5:1	PART NO.: 9-1542005-4	SHEET: 1 OF 1
TIN/90 ANGLE PROJECTION	SIZE: A	DWG. NO. C-9-1542005-4	REV: B