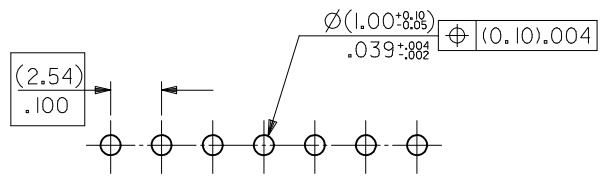
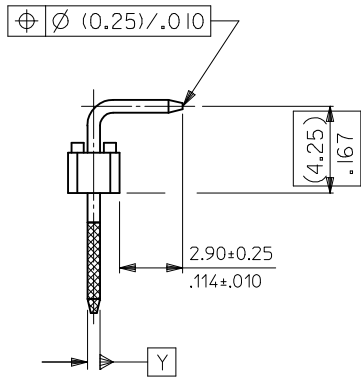
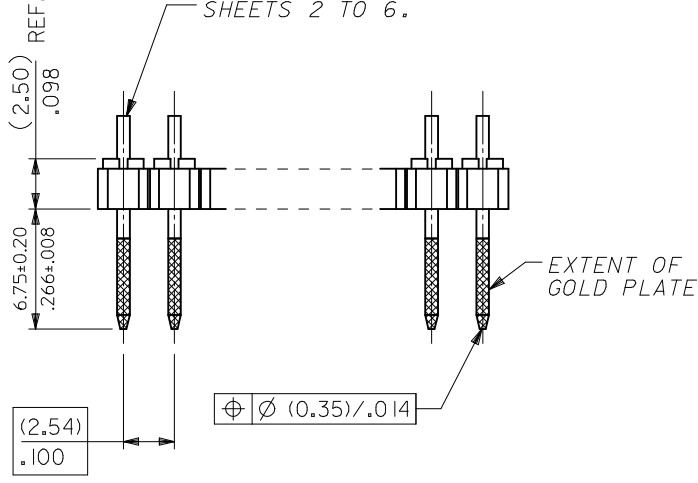


| CKT SIZE | DIM. "A" | | DIM. "B" (± 0.20 / $\pm .008$) | | CKT SIZE | DIM. "A" | | DIM. "B" (± 0.20 / $\pm .008$) | |
|----------|----------|-------|--------------------------------------|-------|----------|----------|-------|--------------------------------------|-------|
| 1X 1 | | | (2.54) | .100 | 1X21 | (50.80) | 2.000 | (53.34) | 2.100 |
| 1X 2 | (2.54) | .100 | (5.08) | .200 | 1X22 | (53.34) | 2.100 | (55.88) | 2.200 |
| 1X 3 | (5.08) | .200 | (7.62) | .300 | 1X23 | (55.88) | 2.200 | (58.42) | 2.300 |
| 1X 4 | (7.62) | .300 | (10.16) | .400 | 1X24 | (58.42) | 2.300 | (60.96) | 2.400 |
| 1X 5 | (10.16) | .400 | (12.70) | .500 | 1X25 | (60.96) | 2.400 | (63.50) | 2.500 |
| 1X 6 | (12.70) | .500 | (15.24) | .600 | 1X26 | (63.50) | 2.500 | (66.04) | 2.600 |
| 1X 7 | (15.24) | .600 | (17.78) | .700 | 1X27 | (66.04) | 2.600 | (68.58) | 2.700 |
| 1X 8 | (17.78) | .700 | (20.32) | .800 | 1X28 | (68.58) | 2.700 | (71.12) | 2.800 |
| 1X 9 | (20.32) | .800 | (22.86) | .900 | 1X29 | (71.12) | 2.800 | (73.66) | 2.900 |
| 1X10 | (22.86) | .900 | (25.40) | 1.000 | 1X30 | (73.66) | 2.900 | (76.20) | 3.000 |
| 1X11 | (25.40) | 1.000 | (27.94) | 1.100 | 1X31 | (76.20) | 3.000 | (78.74) | 3.100 |
| 1X12 | (27.94) | 1.100 | (30.48) | 1.200 | 1X32 | (78.74) | 3.100 | (81.28) | 3.200 |
| 1X13 | (30.48) | 1.200 | (33.02) | 1.300 | 1X33 | (81.28) | 3.200 | (83.82) | 3.300 |
| 1X14 | (33.02) | 1.300 | (35.56) | 1.400 | 1X34 | (83.82) | 3.300 | (86.36) | 3.400 |
| 1X15 | (35.56) | 1.400 | (38.10) | 1.500 | 1X35 | (86.36) | 3.400 | (88.90) | 3.500 |
| 1X16 | (38.10) | 1.500 | (40.64) | 1.600 | 1X36 | (88.90) | 3.500 | (91.44) | 3.600 |
| 1X17 | (40.64) | 1.600 | (43.18) | 1.700 | 1X37 | (91.44) | 3.600 | (93.98) | 3.700 |
| 1X18 | (43.18) | 1.700 | (45.72) | 1.800 | 1X38 | (93.98) | 3.700 | (96.52) | 3.800 |
| 1X19 | (45.72) | 1.800 | (48.26) | 1.900 | 1X39 | (96.52) | 3.800 | (99.06) | 3.900 |
| 1X20 | (48.26) | 1.900 | (50.80) | 2.000 | 1X40 | (99.06) | 3.900 | (101.60) | 4.000 |



RECOMMENDED PCB HOLE PATTERN

- NOTES
- PLEASE REFER TO SHT 2 FOR PLATING DETAILS.
 - PLEASE REFER TO SHT 3-7 FOR DIMENSIONS C & D.
 - RECOMMENDED PCB THICKNESS 1.60MM
 - PRODUCT SPECIFICATION: PS-99020-0001.
 - PACKAGING REFER TO PK-90120-100

| | | | | | | | | | | | |
|--|---|---|------------|-----------------------------------|--------------------|--|-------------------------------|------------------------|--------------|--|--|
| ADD SHT 3 EC NO: S2013-0915 DRWN:ATSEE CH'KD:CGOH APPR:KHLIM M1 | QUALITY SYMBOLS $\nabla F=0$ $\nabla F=0$ $\nabla F=0$ | GENERAL TOLERANCES (UNLESS SPECIFIED) | | DIMENSION STYLE MM ONLY | | SCALE NTS | DESIGN UNITS METRIC | THIRD ANGLE PROJECTION | | | |
| | | 4 PLACES \pm --- \pm --- 3 PLACES \pm --- \pm --- 2 PLACES ± 0.20 \pm --- 1 PLACE \pm --- \pm --- 0 PLACE \pm \pm | mm INCH | DRAWN BY DB | DATE 1987/07/16 | TITLE C-GRID III SINGLE ROW RIGHT ANGLE HEADER | | | | | |
| | | ANGULAR $\pm 3^\circ$ DRAFT WHERE APPLICABLE MUST REMAIN WITHIN DIMENSIONS | | CHECKED BY DB | DATE 1987/07/16 | APPROVED BY MLONG | | DATE 2012/02/24 | molex | | |
| | | SEE TABLE | | MATERIAL NO. | | DOCUMENT NO. SD-90121-001 | | SHEET NO. 1 OF 3 | | | |

THIS DRAWING CONTAINS INFORMATION THAT IS PROPRIETARY TO MOLEX INCORPORATED AND SHOULD NOT BE USED WITHOUT WRITTEN PERMISSION

PLATING OPTIONS

| PLATING | PLATING DESCRIPTION |
|---------|---|
| A | 3.00µm MIN TIN OVER 1.27MIN NICKEL OVERALL |
| E | 0.38µm MIN GOLD IN SELECTED AREA (2 SIDES) AND 3.00µm MIN TIN IN SELECTED AREA AND 1.30µm MIN NICKEL OVERALL |
| F | 0.76µm MIN GOLD IN SELECTED AREA (2 SIDES) AND 3.00µm MIN TIN IN SELECTED AREA AND 1.30µm MIN NICKEL OVERALL |
| G | 0.05-0.10µm GOLD FLASH IN SELECTED AREA (2 SIDES) AND 3.00µm MIN TIN IN SELECTED AREA AND 1.30µm MIN NICKEL OVERALL |

| CIRCUIT SIZE | PLATING TYPE A | PLATING TYPE E | PLATING TYPE F | PLATING TYPE G |
|-----------------|-------------------|-------------------|-------------------|-------------------|
| | PART NO. | PART NO. | PART NO. | PART NO. |
| 1 X 1 | 90121-0121 | 90121-0761 | 90121-0921 | 90121-1081 |
| 1 X 2 | ↑ -0122 | ↑ -0762 | ↑ -0922 | ↑ -1082 |
| 1 X 3 | -0123 | -0763 | -0923 | -1083 |
| 1 X 4 | -0124 | -0764 | -0924 | -1084 |
| 1 X 5 | -0125 | -0765 | -0925 | -1085 |
| 1 X 6 | -0126 | -0766 | -0926 | -1086 |
| 1 X 7 | -0127 | -0767 | -0927 | -1087 |
| 1 X 8 | -0128 | -0768 | -0928 | -1088 |
| 1 X 9 | -0129 | -0769 | -0929 | -1089 |
| 1 X 10 | -0130 | -0770 | -0930 | -1090 |
| 1 X 11 | -0131 | -0771 | -0931 | -1091 |
| 1 X 12 | -0132 | -0772 | -0932 | -1092 |
| 1 X 13 | -0133 | -0773 | -0933 | -1093 |
| 1 X 14 | -0134 | -0774 | -0934 | -1094 |
| 1 X 15 | -0135 | -0775 | -0935 | -1095 |
| 1 X 16 | -0136 | -0776 | -0936 | -1096 |
| 1 X 17 | -0137 | -0777 | -0937 | -1097 |
| 1 X 18 | -0138 | -0778 | -0938 | -1098 |
| 1 X 19 | -0139 | -0779 | -0939 | -1099 |
| 1 X 20 | -0140 | -0780 | -0940 | -1100 |
| 1 X 21 | -0141 | -0781 | -0941 | -1101 |
| 1 X 22 | -0142 | -0782 | -0942 | -1102 |
| 1 X 23 | -0143 | -0783 | -0943 | -1103 |
| 1 X 24 | -0144 | -0784 | -0944 | -1104 |
| 1 X 25 | -0145 | -0785 | -0945 | -1105 |
| 1 X 26 | -0146 | -0786 | -0946 | -1106 |
| 1 X 27 | -0147 | -0787 | -0947 | -1107 |
| 1 X 28 | -0148 | -0788 | -0948 | -1108 |
| 1 X 29 | -0149 | -0789 | -0949 | -1109 |
| 1 X 30 | -0150 | -0790 | -0950 | -1110 |
| 1 X 31 | -0151 | -0791 | -0951 | -1111 |
| 1 X 32 | -0152 | -0792 | -0952 | -1112 |
| 1 X 33 | -0153 | -0793 | -0953 | -1113 |
| 1 X 34 | -0154 | -0794 | -0954 | -1114 |
| 1 X 35 | -0155 | -0795 | -0955 | -1115 |
| 1 X 36 | -0156 | -0796 | -0956 | -1116 |
| 1 X 37 | -0157 | -0797 | -0957 | -1117 |
| 1 X 38 | -0158 | -0798 | -0958 | -1118 |
| 1 X 39 | ↓ -0159 | ↓ -0799 | ↓ -0959 | ↓ -1119 |
| 1 X 40 | 90121-0160 | 90121-0800 | 90121-0960 | 90121-1120 |

| | | | | | | | | | |
|---|---|--|--------------|--|--------------------|---|------------------------|---------------------------|--|
| ADD SHT 3 EC NO: S2013-0915 DRW: NATSEE CH: KD: CGOH APPR: KHL IM 2013/06/28 2014/11/26 2014/11/28 | QUALITY SYMBOLS ▽=0 ▽=0 ▽=0 | GENERAL TOLERANCES (UNLESS SPECIFIED) | | DIMENSION STYLE MM ONLY | | SCALE NTS | DESIGN UNITS METRIC | THIRD ANGLE PROJECTION | |
| | | 4 PLACES ± --- ± --- | mm INCH | DRAWN BY DB | DATE 1987/07/16 | TITLE C-GRID III SINGLE ROW RIGHT ANGLE HEADER | | | |
| | | 3 PLACES ± --- ± --- | ± 0.20 ± --- | CHECKED BY DB | DATE 1987/07/16 | molex | | | |
| | | 2 PLACES ± --- ± --- | ± --- ± --- | APPROVED BY MLONG | DATE 2012/02/24 | | | | |
| 1 PLACE ± --- ± --- | ± --- ± --- | DRAFT WHERE APPLICABLE MUST REMAIN WITHIN DIMENSIONS | | THIS DRAWING CONTAINS INFORMATION THAT IS PROPRIETARY TO MOLEX INCORPORATED AND SHOULD NOT BE USED WITHOUT WRITTEN PERMISSION | | | | | |
| 0 PLACE ± --- ± --- | ANGULAR ± 3 ° | SIZE A3 | | | | | | | |

F

F

ASSEMBLIES WITH VOIDED CIRCUIT OPTION

E

E

| PART NO. | CKT SIZE | VOID CKT | PLATING |
|------------|----------|----------|---------|
| 90121-1224 | 1 X 4 | 3 | A |

D

D

C

C

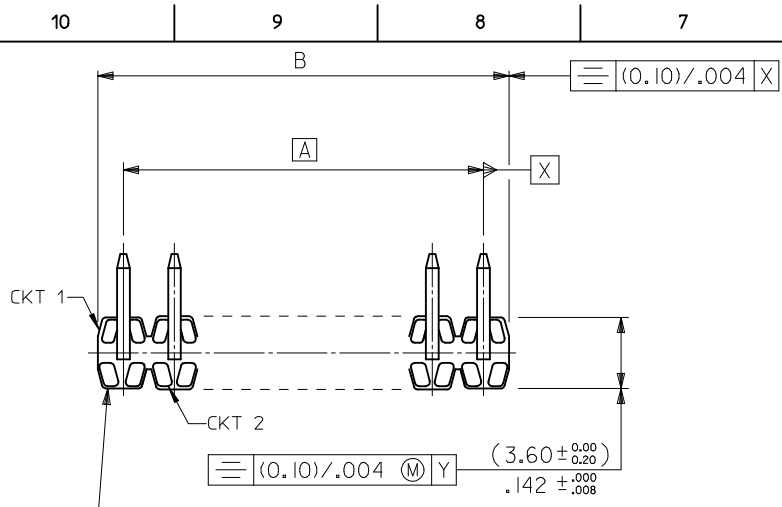
B

B

A

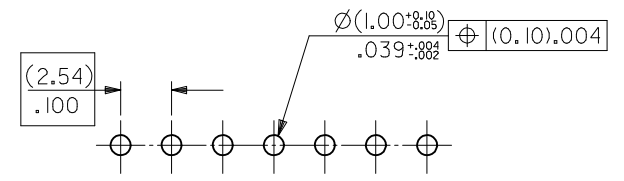
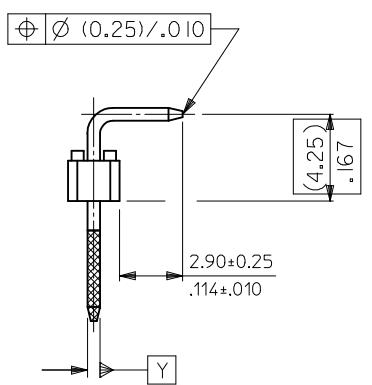
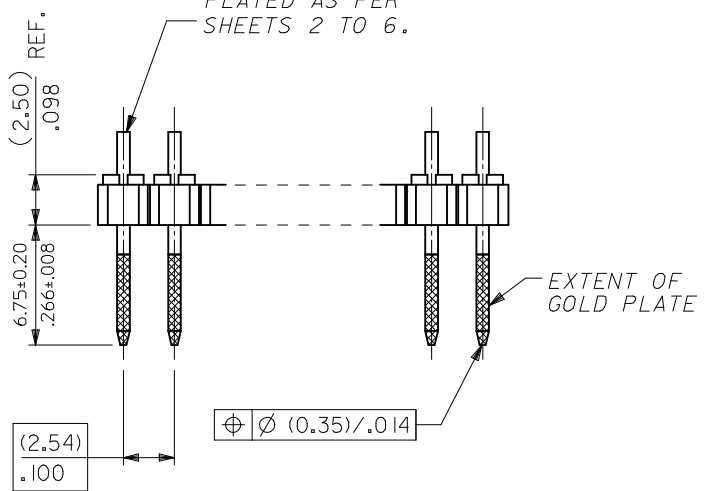
A

| ADD SHT 3 EC NO: S2013-0915 DRW:NAT/SEE CH'KD:CGOH APPR:KHL/IM | 2013/06/28 2014/11/26 2014/11/28 | DESCRIPTION REV | QUALITY SYMBOLS | GENERAL TOLERANCES (UNLESS SPECIFIED) | DIMENSION STYLE | SCALE | DESIGN UNITS | THIRD ANGLE PROJECTION | | | | | | | | | | | | | | | | | | | | | |
|--|--|--------------------|--|--|-----------------|---|--------------|------------------------|-------|-------|----------|-------|-------|----------|--------|-------|---------|-------|-------|---------|---|---|---------|-----|--------|---|--|---|--|
| | | | $\nabla_A = 0$ $\nabla_C = 0$ $\nabla_P = 0$ | <table border="1"> <thead> <tr> <th></th> <th>mm</th> <th>INCH</th> </tr> </thead> <tbody> <tr> <td>4 PLACES</td> <td>± ---</td> <td>± ---</td> </tr> <tr> <td>3 PLACES</td> <td>± ---</td> <td>± ---</td> </tr> <tr> <td>2 PLACES</td> <td>± 0.20</td> <td>± ---</td> </tr> <tr> <td>1 PLACE</td> <td>± ---</td> <td>± ---</td> </tr> <tr> <td>0 PLACE</td> <td>±</td> <td>±</td> </tr> </tbody> </table> | | mm | INCH | 4 PLACES | ± --- | ± --- | 3 PLACES | ± --- | ± --- | 2 PLACES | ± 0.20 | ± --- | 1 PLACE | ± --- | ± --- | 0 PLACE | ± | ± | MM ONLY | NTS | METRIC | DRAWN BY: DB DATE: 1987/07/16 CHECKED BY: DB DATE: 1987/07/16 APPROVED BY: MLONG DATE: 2012/02/24 | | TITLE: C-GRID III SINGLE ROW RIGHT ANGLE HEADER molex | |
| | | | | mm | INCH | | | | | | | | | | | | | | | | | | | | | | | | |
| | | | 4 PLACES | ± --- | ± --- | | | | | | | | | | | | | | | | | | | | | | | | |
| 3 PLACES | ± --- | ± --- | | | | | | | | | | | | | | | | | | | | | | | | | | | |
| 2 PLACES | ± 0.20 | ± --- | | | | | | | | | | | | | | | | | | | | | | | | | | | |
| 1 PLACE | ± --- | ± --- | | | | | | | | | | | | | | | | | | | | | | | | | | | |
| 0 PLACE | ± | ± | | | | | | | | | | | | | | | | | | | | | | | | | | | |
| | ANGULAR ± 3 ° | SEE TABLE | | | MATERIAL NO. | DOCUMENT NO. | SHEET NO. | | | | | | | | | | | | | | | | | | | | | | |
| M1 | | | DRAFT WHERE APPLICABLE MUST REMAIN WITHIN DIMENSIONS | | SIZE A3 | THIS DRAWING CONTAINS INFORMATION THAT IS PROPRIETARY TO MOLEX INCORPORATED AND SHOULD NOT BE USED WITHOUT WRITTEN PERMISSION | | | | | | | | | | | | | | | | | | | | | | | |



WAFER: 15% GLASS FILLED POLYESTER TO UL 94V-0. COLOUR: BLACK.

PINS: (0.635)/.025 SQ. BRASS WIRE. PLATED AS PER SHEETS 2 TO 6.



RECOMMENDED PCB HOLE PATTERN

| CKT SIZE | DIM. "A" | | DIM. "B" (± 0.20 / $\pm .008$) | | CKT SIZE | DIM. "A" | | DIM. "B" (± 0.20 / $\pm .008$) | |
|----------|----------|-------|--------------------------------------|-------|----------|----------|-------|--------------------------------------|-------|
| 1X 1 | | | (2.54) | .100 | 1X21 | (50.80) | 2.000 | (53.34) | 2.100 |
| 1X 2 | (2.54) | .100 | (5.08) | .200 | 1X22 | (53.34) | 2.100 | (55.88) | 2.200 |
| 1X 3 | (5.08) | .200 | (7.62) | .300 | 1X23 | (55.88) | 2.200 | (58.42) | 2.300 |
| 1X 4 | (7.62) | .300 | (10.16) | .400 | 1X24 | (58.42) | 2.300 | (60.96) | 2.400 |
| 1X 5 | (10.16) | .400 | (12.70) | .500 | 1X25 | (60.96) | 2.400 | (63.50) | 2.500 |
| 1X 6 | (12.70) | .500 | (15.24) | .600 | 1X26 | (63.50) | 2.500 | (66.04) | 2.600 |
| 1X 7 | (15.24) | .600 | (17.78) | .700 | 1X27 | (66.04) | 2.600 | (68.58) | 2.700 |
| 1X 8 | (17.78) | .700 | (20.32) | .800 | 1X28 | (68.58) | 2.700 | (71.12) | 2.800 |
| 1X 9 | (20.32) | .800 | (22.86) | .900 | 1X29 | (71.12) | 2.800 | (73.66) | 2.900 |
| 1X10 | (22.86) | .900 | (25.40) | 1.000 | 1X30 | (73.66) | 2.900 | (76.20) | 3.000 |
| 1X11 | (25.40) | 1.000 | (27.94) | 1.100 | 1X31 | (76.20) | 3.000 | (78.74) | 3.100 |
| 1X12 | (27.94) | 1.100 | (30.48) | 1.200 | 1X32 | (78.74) | 3.100 | (81.28) | 3.200 |
| 1X13 | (30.48) | 1.200 | (33.02) | 1.300 | 1X33 | (81.28) | 3.200 | (83.82) | 3.300 |
| 1X14 | (33.02) | 1.300 | (35.56) | 1.400 | 1X34 | (83.82) | 3.300 | (86.36) | 3.400 |
| 1X15 | (35.56) | 1.400 | (38.10) | 1.500 | 1X35 | (86.36) | 3.400 | (88.90) | 3.500 |
| 1X16 | (38.10) | 1.500 | (40.64) | 1.600 | 1X36 | (88.90) | 3.500 | (91.44) | 3.600 |
| 1X17 | (40.64) | 1.600 | (43.18) | 1.700 | 1X37 | (91.44) | 3.600 | (93.98) | 3.700 |
| 1X18 | (43.18) | 1.700 | (45.72) | 1.800 | 1X38 | (93.98) | 3.700 | (96.52) | 3.800 |
| 1X19 | (45.72) | 1.800 | (48.26) | 1.900 | 1X39 | (96.52) | 3.800 | (99.06) | 3.900 |
| 1X20 | (48.26) | 1.900 | (50.80) | 2.000 | 1X40 | (99.06) | 3.900 | (101.60) | 4.000 |

- NOTES
- PLEASE REFER TO SHT 2 FOR PLATING DETAILS.
 - PLEASE REFER TO SHT 3-7 FOR DIMENSIONS C & D.
 - RECOMMENDED PCB THICKNESS 1.60MM
 - PRODUCT SPECIFICATION: PS-99020-0001.
 - PACKAGING REFER TO PK-90120-100

| | | | | | | | | | | |
|--|---|---------------------------------------|--------|---|-------------|--------------|--|-------------------------------------|----------------------------|--|
| ADD SHT 3 EC NO: S2013-0915 DRWN:ATSEE CH'KD:CGOH APPR:KHLIM M1 | QUALITY SYMBOLS $\nabla F=0$ $\nabla F=0$ $\nabla F=0$ | GENERAL TOLERANCES (UNLESS SPECIFIED) | | DIMENSION STYLE MM ONLY | | SCALE NTS | DESIGN UNITS METRIC | THIRD ANGLE PROJECTION | | |
| | | 4 PLACES | ± --- | ± --- | DRAWN BY | DATE | TITLE C-GRID III SINGLE ROW RIGHT ANGLE HEADER | | | |
| | | 3 PLACES | ± --- | ± --- | CHECKED BY | DATE | | | | |
| | | 2 PLACES | ± 0.20 | ± --- | APPROVED BY | DATE | MATERIAL NO. SEE TABLE | DOCUMENT NO. SD-90121-001 | SHEET NO. 1 OF 3 | |
| DRAFT WHERE APPLICABLE MUST REMAIN WITHIN DIMENSIONS | | ANGULAR ± 3° | | THIS DRAWING CONTAINS INFORMATION THAT IS PROPRIETARY TO MOLEX INCORPORATED AND SHOULD NOT BE USED WITHOUT WRITTEN PERMISSION | | | | | | |

PLATING OPTIONS

| PLATING | PLATING DESCRIPTION |
|---------|---|
| A | 3.00µm MIN TIN OVER 1.27MIN NICKEL OVERALL |
| E | 0.38µm MIN GOLD IN SELECTED AREA (2 SIDES) AND 3.00µm MIN TIN IN SELECTED AREA AND 1.30µm MIN NICKEL OVERALL |
| F | 0.76µm MIN GOLD IN SELECTED AREA (2 SIDES) AND 3.00µm MIN TIN IN SELECTED AREA AND 1.30µm MIN NICKEL OVERALL |
| G | 0.05-0.10µm GOLD FLASH IN SELECTED AREA (2 SIDES) AND 3.00µm MIN TIN IN SELECTED AREA AND 1.30µm MIN NICKEL OVERALL |

| CIRCUIT SIZE | PLATING TYPE A | PLATING TYPE E | PLATING TYPE F | PLATING TYPE G |
|-----------------|-------------------|-------------------|-------------------|-------------------|
| | PART NO. | PART NO. | PART NO. | PART NO. |
| 1 X 1 | 90121-0121 | 90121-0761 | 90121-0921 | 90121-1081 |
| 1 X 2 | ↑ -0122 | ↑ -0762 | ↑ -0922 | ↑ -1082 |
| 1 X 3 | -0123 | -0763 | -0923 | -1083 |
| 1 X 4 | -0124 | -0764 | -0924 | -1084 |
| 1 X 5 | -0125 | -0765 | -0925 | -1085 |
| 1 X 6 | -0126 | -0766 | -0926 | -1086 |
| 1 X 7 | -0127 | -0767 | -0927 | -1087 |
| 1 X 8 | -0128 | -0768 | -0928 | -1088 |
| 1 X 9 | -0129 | -0769 | -0929 | -1089 |
| 1 X 10 | -0130 | -0770 | -0930 | -1090 |
| 1 X 11 | -0131 | -0771 | -0931 | -1091 |
| 1 X 12 | -0132 | -0772 | -0932 | -1092 |
| 1 X 13 | -0133 | -0773 | -0933 | -1093 |
| 1 X 14 | -0134 | -0774 | -0934 | -1094 |
| 1 X 15 | -0135 | -0775 | -0935 | -1095 |
| 1 X 16 | -0136 | -0776 | -0936 | -1096 |
| 1 X 17 | -0137 | -0777 | -0937 | -1097 |
| 1 X 18 | -0138 | -0778 | -0938 | -1098 |
| 1 X 19 | -0139 | -0779 | -0939 | -1099 |
| 1 X 20 | -0140 | -0780 | -0940 | -1100 |
| 1 X 21 | -0141 | -0781 | -0941 | -1101 |
| 1 X 22 | -0142 | -0782 | -0942 | -1102 |
| 1 X 23 | -0143 | -0783 | -0943 | -1103 |
| 1 X 24 | -0144 | -0784 | -0944 | -1104 |
| 1 X 25 | -0145 | -0785 | -0945 | -1105 |
| 1 X 26 | -0146 | -0786 | -0946 | -1106 |
| 1 X 27 | -0147 | -0787 | -0947 | -1107 |
| 1 X 28 | -0148 | -0788 | -0948 | -1108 |
| 1 X 29 | -0149 | -0789 | -0949 | -1109 |
| 1 X 30 | -0150 | -0790 | -0950 | -1110 |
| 1 X 31 | -0151 | -0791 | -0951 | -1111 |
| 1 X 32 | -0152 | -0792 | -0952 | -1112 |
| 1 X 33 | -0153 | -0793 | -0953 | -1113 |
| 1 X 34 | -0154 | -0794 | -0954 | -1114 |
| 1 X 35 | -0155 | -0795 | -0955 | -1115 |
| 1 X 36 | -0156 | -0796 | -0956 | -1116 |
| 1 X 37 | -0157 | -0797 | -0957 | -1117 |
| 1 X 38 | -0158 | -0798 | -0958 | -1118 |
| 1 X 39 | ↓ -0159 | ↓ -0799 | ↓ -0959 | ↓ -1119 |
| 1 X 40 | 90121-0160 | 90121-0800 | 90121-0960 | 90121-1120 |

| | | | | | | | | | |
|---|---|--|--------------|------------------------------|---------------------|---|------------------------|---------------------------|--|
| ADD SHT 3 EC NO: S2013-0915 DRW: NATSEE CH'KD: CGOH APPR: KHLIM 2013/06/28 2014/11/26 2014/11/28 | QUALITY SYMBOLS ▽=0 ▽=0 ▽=0 | GENERAL TOLERANCES (UNLESS SPECIFIED) | | DIMENSION STYLE MM ONLY | | SCALE NTS | DESIGN UNITS METRIC | THIRD ANGLE PROJECTION | |
| | | 4 PLACES ± --- ± --- | mm INCH | DRAWN BY DB | DATE 1987/07/16 | TITLE C-GRID III SINGLE ROW RIGHT ANGLE HEADER | | | |
| | | 3 PLACES ± --- ± --- | ± 0.20 ± --- | CHECKED BY DB | DATE 1987/07/16 | molex | | | |
| | | 2 PLACES ± 0.20 ± --- | ± --- ± --- | APPROVED BY MLONG | DATE 2012/02/24 | | | | |
| 1 PLACE ± --- ± --- | ± ± | MATERIAL NO. SEE TABLE | | DOCUMENT NO. SD-90121-001 | SHEET NO. 2 OF 3 | | | | |
| 0 PLACE ± ± | ANGULAR ± 3 ° | THIS DRAWING CONTAINS INFORMATION THAT IS PROPRIETARY TO MOLEX INCORPORATED AND SHOULD NOT BE USED WITHOUT WRITTEN PERMISSION | | | | | | | |
| DRAFT WHERE APPLICABLE MUST REMAIN WITHIN DIMENSIONS | | | | | | | | | |

F

F

ASSEMBLIES WITH VOIDED CIRCUIT OPTION

E

E

| PART NO. | CKT SIZE | VOID CKT | PLATING |
|------------|----------|----------|---------|
| 90121-1224 | 1 X 4 | 3 | A |

D

D

C

C

B

B

A

A

| | | | | | | | | | | | | |
|--|--------------------|--|---------------------------------------|-------|---|--------------------|--|------------------------|------------------------|--|--|--|
| ADD SHT 3 EC NO: S2013-0915 DRWN:ATSEE 2013/06/28 CHKD:CGOH 2014/11/26 APPR:KHLIM 2014/11/28 | DESCRIPTION REV | QUALITY SYMBOLS | GENERAL TOLERANCES (UNLESS SPECIFIED) | | DIMENSION STYLE MM ONLY | | SCALE NTS | DESIGN UNITS METRIC | THIRD ANGLE PROJECTION | | | |
| | | $\nabla_A = 0$ $\nabla_C = 0$ $\nabla_P = 0$ | mm | INCH | DRAWN BY DB | DATE 1987/07/16 | TITLE C-GRID III SINGLE ROW RIGHT ANGLE HEADER molex DOCUMENT NO. SD-90121-001 SHEET NO. 3 OF 3 | | | | | |
| | | 4 PLACES | ± --- | ± --- | CHECKED BY DB | DATE 1987/07/16 | | | | | | |
| | | 3 PLACES | ± --- | ± --- | APPROVED BY MLONG | DATE 2012/02/24 | | | | | | |
| 2 PLACES | ± 0.20 | ± --- | MATERIAL NO. SEE TABLE | | | | | | | | | |
| 1 PLACE | ± --- | ± --- | ANGULAR ± 3 ° | | DRAFT WHERE APPLICABLE MUST REMAIN WITHIN DIMENSIONS | | | | | | | |
| 0 PLACE | ± | ± | | | THIS DRAWING CONTAINS INFORMATION THAT IS PROPRIETARY TO MOLEX INCORPORATED AND SHOULD NOT BE USED WITHOUT WRITTEN PERMISSION | | | | | | | |