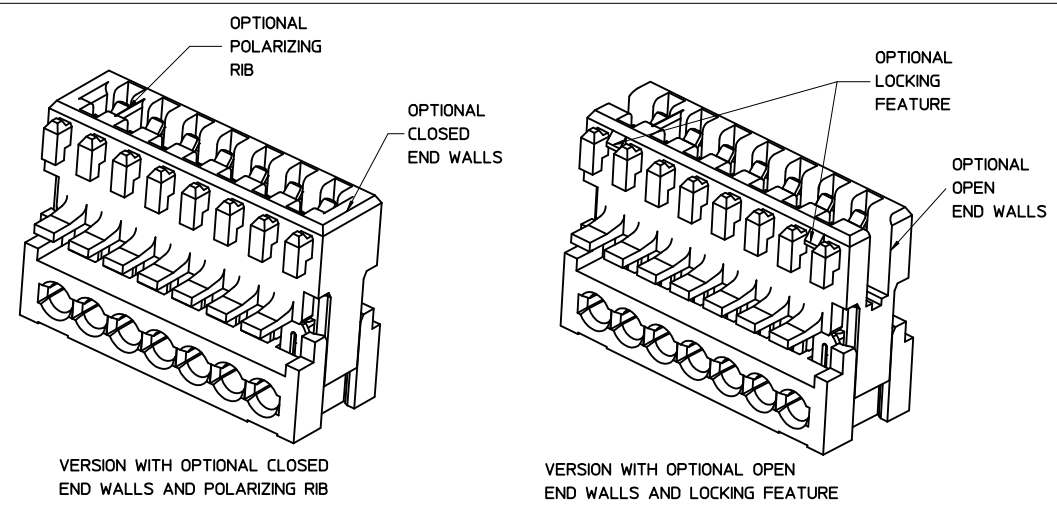
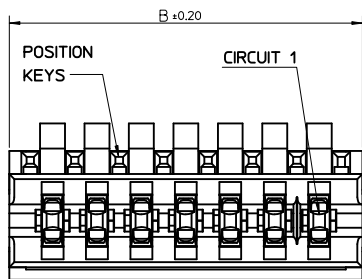
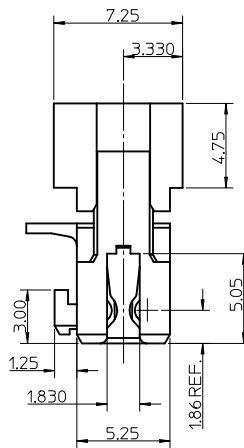
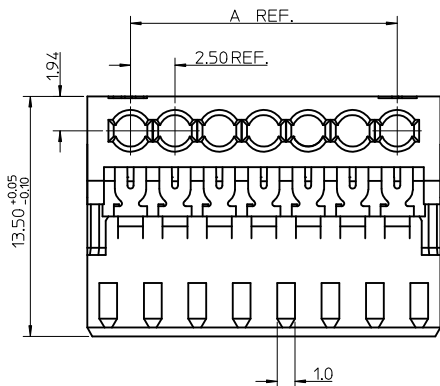


SHIPPING ARRANGEMENT
SCALE 3:1

CCT	'A'	'B'
3	5.0	9.875
4	7.5	12.375
5	10.0	14.875
6	12.5	17.375
7	15.0	19.875
8	17.5	22.375
9	20.0	24.875
10	22.5	27.375
11	25.0	29.875
12	27.5	32.375
13	30.0	34.875
14	32.5	37.375
15	35.0	39.875
16	37.5	42.375
17	40.0	44.875
18	42.5	47.375
19	45.0	49.875
20	47.5	52.375



SEE SUBSEQUENT SHEETS FOR RELEVANT PART NUMBERS.

NOTES:

1. REFER TO PRODUCT SPECIFICATION: PS-99020-0040.
2. MATERIAL: HOUSING - POLYESTER (PBT) 10% GLASS FILLED, UL94-V0, COLOUR: NATURAL (BEIGE).
TERMINAL: PHOSPHOR BRONZE 0.30 REF. THICK - PLATING HOT TIN DIP.
3. REFER TO APPLICATION SPEC (AS-99033-0008)
4. REFER TO PACKAGING SPEC (PK-90871-001)

ADDED PART NOS. EC NO: E2011-0155 DRAWN: BMAGUIRE 2010/09/24 CHKD: APPR: BMAGUIRE 2010/11/11 REV	QUALITY SYMBOLS ▽=0 ▽=0	GENERAL TOLERANCES (UNLESS SPECIFIED) <table border="1"> <thead> <tr> <th></th> <th>mm</th> <th>INCH</th> </tr> </thead> <tbody> <tr><td>4 PLACES</td><td>± ---</td><td>± ---</td></tr> <tr><td>3 PLACES</td><td>± 0.05</td><td>± ---</td></tr> <tr><td>2 PLACES</td><td>± 0.10</td><td>± ---</td></tr> <tr><td>1 PLACE</td><td>± 0.2</td><td>± ---</td></tr> <tr><td colspan="2">ANGULAR</td><td>± 1/2°</td></tr> </tbody> </table>		mm	INCH	4 PLACES	± ---	± ---	3 PLACES	± 0.05	± ---	2 PLACES	± 0.10	± ---	1 PLACE	± 0.2	± ---	ANGULAR		± 1/2°	DIMENSION STYLE MM ONLY	SCALE 5:1	DESIGN UNITS METRIC	THIRD ANGLE PROJECTION
		mm	INCH																					
	4 PLACES	± ---	± ---																					
	3 PLACES	± 0.05	± ---																					
2 PLACES	± 0.10	± ---																						
1 PLACE	± 0.2	± ---																						
ANGULAR		± 1/2°																						
DRAWN BY LK IERNAN	DATE 1999/01/13	TITLE APPLI-MATE 2.5 FEMALE																						
CHECKED BY PWHITE	DATE 1999/01/13	APPROVED BY BMAGUIRE																						
MATERIAL NO. SEE SHEET 2-6	DATE 2010/11/11	MOLEX INCORPORATED		DOCUMENT NO. SD-90871-001	SHEET NO. 1 OF 6																			
DRAFT WHERE APPLICABLE MUST REMAIN WITHIN DIMENSIONS																								
THIS DRAWING CONTAINS INFORMATION THAT IS PROPRIETARY TO MOLEX INCORPORATED AND SHOULD NOT BE USED WITHOUT WRITTEN PERMISSION																								

3 CIRCUIT

MOLEX PART NO.	TERMINAL VOID POSITION	REMOVED POSITION KEYS	CONFIGURATION (SEE NOTE 1)	REF.	END WALLS	POLARIZING RB	LOCKING DEVICE	CONTACT PITCH	CABLE TYPE (SEE NOTE 2)	COLOUR STRIPE
90871-0001	NONE	NONE		K00	OPEN	NONE	NONE	2.5	A	NONE
90871-0002	NONE	a d		K36	OPEN	NONE	NONE	2.5	A	RED
90871-0013	NONE	a		K30	OPEN	NONE	NONE	2.5	A	NONE
90871-0014	NONE	b		K31	OPEN	NONE	NONE	2.5	A	NONE
90871-0015	NONE	c		K32	OPEN	NONE	NONE	2.5	A	NONE
90871-0016	NONE	d		K33	OPEN	NONE	NONE	2.5	A	NONE
90871-0017	NONE	b d		K34	OPEN	NONE	NONE	2.5	A	NONE
90871-0018	NONE	a c		K35	OPEN	NONE	NONE	2.5	A	NONE
90871-0019	NONE	a d		K36	OPEN	NONE	NONE	2.5	A	NONE
90871-0020	NONE	a b		K37	OPEN	NONE	NONE	2.5	A	NONE
90871-0021	NONE	b c		K38	OPEN	NONE	NONE	2.5	A	NONE
90871-0022	NONE	c d		K39	OPEN	NONE	NONE	2.5	A	NONE
90871-0024	CKT 3	c		K32	OPEN	NONE	NONE	2.5/5.0	A	BLUE
90871-0034	NONE	NONE		-	OPEN	BETWEEN CKT 1 & CKT 2	NONE	2.5	A	NONE
90871-0041	NONE	NONE		-	OPEN	BETWEEN CKT 2 & CKT 3	NONE	2.5	A	NONE
90871-0042	CKT 1	NONE		K00	OPEN	NONE	NONE	2.5/5.0	A	NONE
90871-0251	NONE	NONE		-	CLOSED	BETWEEN CKT 2 & CKT 3	NONE	2.5	A	NONE
90871-0252	NONE	NONE		-	CLOSED	NONE	NONE	2.5	A	NONE
90871-0044	NONE	ALL		-	OPEN	NONE	NONE	2.5	A	NONE
90871-0253	NONE	NONE		K13	1ST CLOSED LAST OPEN	NONE	NONE	2.5	A	BLUE

NOTES

- + DENOTES TERMINAL VOIDED POSITION
 - ⊕ DENOTES TERMINAL LOADED POSITION
 - | DENOTES POLARIZING RB POSITION
- A - APPLICABLE CABLE: 0.22 - 0.38 sq.mm (12 CONDUCTORS)
 - B - APPLICABLE CABLE: 0.22 sq.mm (7 CONDUCTORS)
0.34 sq.mm (7 CONDUCTORS)

SEE SHEET 1 SEC NO: E2011-0155 DRAWN BY: DRW:BMAGUIRE CHKD: CHYR:BMAGUIRE APPR:BMAGUIRE AH	2010/09/24 2010/11/11	QUALITY SYMBOLS	GENERAL TOLERANCES (UNLESS SPECIFIED)		DIMENSION STYLE		SCALE	DESIGN UNITS	THIRD ANGLE PROJECTION	
		▽=0	m	INCH	MM ONLY		1:1	METRIC		
		▽=0	4 PLACES ± --- ± ---	3 PLACES ± 0.05 ± ---	2 PLACES ± 0.10 ± ---	1 PLACE ± 0.2 ± ---	ANGULAR ± 1/2°	DRAWN BY DATE	CHECKED BY DATE	TITLE
			DRAFT WHERE APPLICABLE MUST REMAIN WITHIN DIMENSIONS		SEE CHARTS		APPROVED BY DATE		MATERIAL NO.	
					LKIERNAN 1999/01/13		PWHITE 1999/01/13		APPLI-MATE 2.5 FEMALE	
					BMAGUIRE 2010/11/11		MOLEX INCORPORATED		SD-90871-001	
									SHEET NO. 2 OF 6	
									THIS DRAWING CONTAINS INFORMATION THAT IS PROPRIETARY TO MOLEX INCORPORATED AND SHOULD NOT BE USED WITHOUT WRITTEN PERMISSION	

4 CIRCUIT										
MOLEX PART NO.	TERMINAL VOID POSITION	REMOVED POSITION KEYS	CONFIGURATION (SEE NOTE 1)	REF.	END WALLS	POLARIZING RIB	LOCKING DEVICE	CONTACT PITCH	CABLE TYPE (SEE NOTE 2)	COLOUR STRIPE
90871-0501	NONE	NONE		K00	OPEN	NONE	NONE	2.5	A	NONE
90871-0502	NONE	d		K31	OPEN	NONE	NONE	2.5	A	NONE
90871-0503	NONE	a d		K33	OPEN	NONE	NONE	2.5	A	NONE
90871-0504	NONE	c e		K34	OPEN	NONE	NONE	2.5	A	NONE
90871-0505	NONE	a		K35	OPEN	NONE	NONE	2.5	A	NONE
90871-0506	NONE	NONE		-	OPEN	BETWEEN CKT 2 & CKT 3	NONE	2.5	A	NONE
90871-0538	NONE	b		K38	OPEN	NONE	NONE	2.5	A	NONE
90871-0530	NONE	b c		K30	OPEN	NONE	NONE	2.5	A	NONE
90871-0539	NONE	a b		K39	OPEN	NONE	NONE	2.5	A	NONE
90871-0540	NONE	d e		-	OPEN	NONE	NONE	2.5	A	NONE
90871-0541	NONE	ALL		-	OPEN	NONE	NONE	2.5	A	NONE
90871-0542	NONE	a b e		-	OPEN	NONE	NONE	2.5	A	NONE
90871-0677	NONE	b c		K30	OPEN	NONE	NONE	2.5	B	GREEN
90871-0678	NONE	c d		K32	OPEN	NONE	NONE	2.5	B	RED
90871-0679	NONE	a c e		K44	OPEN	NONE	NONE	2.5	B	NONE
90871-0507	CKT 1	NONE		K00P59	OPEN	NONE	NONE	2.5/5.0	A	NONE
90871-0751	NONE	NONE		-	CLOSED	BETWEEN CKT 3 & CKT 4	NONE	2.5	A	NONE
90871-0508	NONE	NONE		K01	OPEN	BETWEEN CKT 3 & CKT 4	NONE	2.5	A	RED
90871-0509	NONE	NONE		K14	OPEN	BETWEEN CKT 1 & CKT 2	NONE	2.5	A	BLUE
90871-0752	NONE	a b d		-	1ST CLOSED LAST OPEN	NONE	NONE	2.5	A	NONE
90871-0755	NONE	NONE		K02	1ST CLOSED LAST OPEN	NONE	NONE	2.5	A	NONE
90871-0510	NONE	a c d		K40	OPEN	NONE	NONE	2.5	A	NONE

5 CIRCUIT										
MOLEX PART NO.	TERMINAL VOID POSITION	REMOVED POSITION KEYS	CONFIGURATION (SEE NOTE 1)	REF.	END WALLS	POLARIZING RIB	LOCKING DEVICE	CONTACT PITCH	CABLE TYPE (SEE NOTE 2)	COLOUR STRIPE
90871-1001	NONE	NONE		K00	OPEN	NONE	NONE	2.5	A	NONE
90871-1002	NONE	ALL		-	OPEN	BETWEEN CKT 3 & CKT 4	NONE	2.5	A	NONE
90871-1003	NONE	NONE		-	OPEN	BETWEEN CKT 4 & CKT 5	NONE	2.5	A	NONE
90871-1004	NONE	c d		K30	OPEN	NONE	NONE	2.5	A	NONE
90871-1005	NONE	a		K34	OPEN	NONE	NONE	2.5	A	NONE
90871-1006	NONE	b		K35	OPEN	NONE	NONE	2.5	A	NONE
90871-1007	NONE	a b e f		K45	OPEN	NONE	NONE	2.5	A	NONE
90871-1008	NONE	NONE		-	OPEN	BETWEEN CKT 2 & CKT 3	NONE	2.5	A	NONE
90871-1009	CKT 2, 3, 4	NONE		K00	OPEN	NONE	NONE	2.5/5.0	A	NONE
90871-1251	NONE	NONE		-	CLOSED	BETWEEN CKT 4 & CKT 5	NONE	2.5	A	NONE

NOTES

- 1. + DENOTES TERMINAL VOIDED POSITION
- ⊙ DENOTES TERMINAL LOADED POSITION
- ! DENOTES POLARIZING RIB POSITION
- 2. A - APPLICABLE CABLE: 0.22 - 0.38 sqmm (12 CONDUCTORS)
- B - APPLICABLE CABLE: 0.22 sqmm (7 CONDUCTORS)
- 0.34 sqmm (7 CONDUCTORS)

SEE SHEET 1 SEC NO: E201-0055 DRW: BMAGUIRE CHKD: BMAGUIRE APPR: BMAGUIRE AH	2010/09/24 2010/11/11 DESCRIPTION	QUALITY SYMBOLS ▽=0 ▽=0	GENERAL TOLERANCES (UNLESS SPECIFIED) <table border="1"> <tr><th colspan="2">mm</th><th colspan="2">INCH</th></tr> <tr><td>4 PLACES</td><td>± 0.10</td><td>± ---</td><td>± ---</td></tr> <tr><td>3 PLACES</td><td>± 0.05</td><td>± ---</td><td>± ---</td></tr> <tr><td>2 PLACES</td><td>± 0.10</td><td>± ---</td><td>± ---</td></tr> <tr><td>1 PLACE</td><td>± 0.2</td><td>± ---</td><td>± ---</td></tr> </table>	mm		INCH		4 PLACES	± 0.10	± ---	± ---	3 PLACES	± 0.05	± ---	± ---	2 PLACES	± 0.10	± ---	± ---	1 PLACE	± 0.2	± ---	± ---	DIMENSION STYLE MM ONLY	SCALE 1:1	DESIGN UNITS METRIC	THIRD ANGLE PROJECTION
	mm		INCH																								
	4 PLACES	± 0.10	± ---	± ---																							
	3 PLACES	± 0.05	± ---	± ---																							
2 PLACES	± 0.10	± ---	± ---																								
1 PLACE	± 0.2	± ---	± ---																								
DRAWN BY: LK IERNAN CHECKED BY: PWHITE APPROVED BY: BMAGUIRE DATE: 1999/01/13 DATE: 1999/01/13 DATE: 2010/11/11			TITLE APPLI-MATE 2.5 FEMALE																								
DRAFT WHERE APPLICABLE MUST REMAIN WITHIN DIMENSIONS			SEE CHARTS		MATERIAL NO. SD-90871-001		SHEET NO. 3 OF 6																				
THIS DRAWING CONTAINS INFORMATION THAT IS PROPRIETARY TO MOLEX INCORPORATED AND SHOULD NOT BE USED WITHOUT WRITTEN PERMISSION																											

6 CIRCUIT

MOLEX PART NO.	TERMINAL VOID POSITION	REMOVED POSITION KEYS	CONFIGURATION (SEE NOTE 1)	REF.	END WALLS	POLARIZING RIB	LOCKING DEVICE	CONTACT PITCH	CABLE TYPE (SEE NOTE 2)	COLOUR STRIPE
90871-1501	NONE	NONE		K00	OPEN	NONE	NONE	2.5	A	NONE
90871-1502	NONE	ALL		-	OPEN	BETWEEN CKT 3 & CKT 4	NONE	2.5	A	NONE
90871-1503	NONE	c e f g		K40	OPEN	NONE	NONE	2.5	A	NONE
90871-1504	NONE	ALL		-	OPEN	BETWEEN CKT 2 & CKT 3	NONE	2.5	A	NONE
90871-1505	CKT 2, 5	d f		K30	OPEN	NONE	NONE	2.5/5.0	A	NONE
90871-1506	NONE	a b f g		-	OPEN	NONE	NONE	2.5	A	NONE
90871-1507	NONE	e f		-	OPEN	NONE	NONE	2.5	A	NONE
90871-1508	NONE	d f		K30	OPEN	NONE	NONE	2.5	A	NONE
90871-1751	NONE	ALL		-	CLOSED	BETWEEN CKT 2 & CKT 3	NONE	2.5	A	NONE
90871-1509	NONE	g		K41	OPEN	NONE	NONE	2.5	A	NONE
90871-1510	CKT 2	c f		K00P45	OPEN	NONE	NONE	2.5/5.0	A	NONE
90871-1511	CKT 2, 5	NONE		K00	OPEN	NONE	NONE	2.5/5.0	A	NONE
90871-1512	CKT 3, 5	NONE		K00	OPEN	NONE	NONE	2.5/5.0	A	NONE
90871-1513	CKT 2, 4	b d e f		K34	OPEN	NONE	NONE	2.5/5.0	A	NONE
90871-1514	CKT 3, 5	NONE		-	OPEN	BETWEEN CKT 1 & CKT 2	NONE	2.5/5.0	A	NONE
90871-1515	CKT 2, 5	NONE		-	OPEN	BETWEEN CKT 2 & CKT 3	NONE	2.5/5.0	A	NONE
90871-1516	NONE	c f		-	OPEN	BETWEEN CKT 3 & CKT 4	NONE	2.5	A	NONE
90871-1517	NONE	c e		K46	OPEN	NONE	NONE	2.5	A	NONE
90871-1518	CKT 2, 4	NONE		K00	OPEN	NONE	NONE	2.5/5.0	A	NONE
90871-1519	NONE	a c e		-	OPEN	NONE	NONE	2.5	A	NONE
90871-1520	CKT 5	c e		K46	OPEN	NONE	NONE	2.5/5.0	A	NONE
90871-1521	CKT 2, 4, 5, 6	c e		K46	OPEN	NONE	NONE	2.5/5.0	A	NONE
90871-1522	CKT 2, 6	c e		K46	OPEN	NONE	NONE	2.5/5.0	A	NONE
90871-1523	NONE	NONE		-	OPEN	BETWEEN CKT 4 & CKT 5	NONE	2.5	A	NONE
90871-1524	CKT 2, 4, 5, 6	NONE		K00	OPEN	NONE	NONE	2.5/5.0	A	NONE

6 CIRCUIT continued

MOLEX PART NO.	TERMINAL VOID POSITION	REMOVED POSITION KEYS	CONFIGURATION (SEE NOTE 1)	REF.	END WALLS	POLARIZING RIB	LOCKING DEVICE	CONTACT PITCH	CABLE TYPE (NOTE 2)	COLOUR STRIPE
90871-1525	CKT 2, 6	NONE		K00	OPEN	NONE	NONE	2.5/5.0	A	NONE
90871-1526	CKT 2, 5	NONE		K00	OPEN	NONE	NONE	2.5/5.0	A	NONE
90871-1528	NONE	b, d, e, g		-	OPEN	NONE	NONE	2.5	A	NONE
90871-1752	NONE	NONE		K06	CLOSED	BETWEEN CKT 5 & CKT 6	NONE	2.5	A	NONE
90871-1527	CKT 2, 5	c e		K46	OPEN	NONE	NONE	2.5/5.0	A	NONE
90871-1529	CKT 4	d		-	OPEN	NONE	NONE	2.5/5.0	A	NONE
90871-1753	NONE	NONE		K21	1ST CLOSED LAST OPEN	BETWEEN CKT 2 & CKT 3	NONE	2.5/5.0	A	BLUE

7 CIRCUIT

MOLEX PART NO.	TERMINAL VOID POSITION	REMOVED POSITION KEYS	CONFIGURATION (SEE NOTE 1)	REF.	END WALLS	POLARIZING RIB	LOCKING DEVICE	CONTACT PITCH	CABLE TYPE (SEE NOTE 2)	COLOUR STRIPE
90871-2001	NONE	NONE		K00	OPEN	NONE	NONE	2.5	A	NONE
90871-2002	NONE	ALL		-	OPEN	BETWEEN CKT 2 & CKT 3	NONE	2.5	A	NONE
90871-2004	NONE	a		K30	OPEN	NONE	NONE	2.5	A	NONE
90871-2251	NONE	ALL		-	CLOSED	BETWEEN CKT 2 & CKT 3	NONE	2.5	A	NONE
90871-2005	CKT 2	h		K44P56	OPEN	NONE	NONE	2.5/5.0	A	NONE
90871-2006	CKT 4	a		K30P54	OPEN	NONE	NONE	2.5/5.0	A	NONE
90871-2007	CKT 2	NONE		K00P38	OPEN	NONE	NONE	2.5/5.0	A	NONE
90871-2008	NONE	b c f h		-	OPEN	NONE	NONE	2.5	A	NONE
90871-2253	NONE	ALL		-	CLOSED	BETWEEN CKT 6 & CKT 7	NONE	2.5	A	NONE
90871-2009	NONE	a d e f h		-	OPEN	NONE	NONE	2.5	A	NONE
90871-2010	NONE	b d e f h		-	OPEN	NONE	NONE	2.5	A	NONE
90871-2011	NONE	a b		K82	OPEN	NONE	NONE	2.5	A	NONE
90871-2012	NONE	c d e f g h		K83	OPEN	NONE	NONE	2.5	A	NONE

NOTES
 1. + DENOTES TERMINAL VOIDED POSITION
 ⊕ DENOTES TERMINAL LOADED POSITION
 I DENOTES POLARIZING RIB POSITION

2. A - APPLICABLE CABLE: 0.22 - 0.38 sq.mm (12 CONDUCTORS)
 B - APPLICABLE CABLE: 0.22 sq.mm (7 CONDUCTORS)
 0.34 sq.mm (7 CONDUCTORS)

SEE SHEET 1 LCC NO: E2011-055 DRWING: BMAGUIRE 2010/09/24 CHKD: APPR: BMAGUIRE 2010/11/11 REV: AH	QUALITY SYMBOLS 	GENERAL TOLERANCES (UNLESS SPECIFIED) 4 PLACES ± 0.10 ± 0.15 3 PLACES ± 0.05 ± 0.10 2 PLACES ± 0.10 ± 0.15 1 PLACE ± 0.2 ± 0.25 ANGULAR ± 1/2°	DIMENSION STYLE MM ONLY DRAWN BY DATE LKIERNAN 1999/01/13 CHECKED BY DATE PWHITE 1999/01/13 APPROVED BY DATE BMAGUIRE 2010/11/11	SCALE 1:1 DESIGN UNITS METRIC THIRD ANGLE PROJECTION	APPLI-MATE 2.5 FEMALE
	DRAFT WHERE APPLICABLE MUST REMAIN WITHIN DIMENSIONS		SEE CHARTS	MATERIAL NO. SD-90871-001	SHEET NO. 4 OF 6
	THIS DRAWING CONTAINS INFORMATION THAT IS PROPRIETARY TO MOLEX INCORPORATED AND SHOULD NOT BE USED WITHOUT WRITTEN PERMISSION				
	MOLEX INCORPORATED				

8 CIRCUIT										
MOLEX PART NO.	TERMINAL VOID POSITION	REMOVED POSITION KEYS	CONFIGURATION (SEE NOTE 1)	REF.	END WALLS	POLARIZING RIB	LOCKING DEVICE	CONTACT PITCH	CABLE TYPE (SEE NOTE 2)	COLOUR STRIPE
90871-2501	NONE	NONE	ⓈⓈⓈⓈⓈⓈⓈⓈ 12345678	K00	OPEN	NONE	NONE	2.5	A	NONE
90871-2502	NONE	NONE	ⓈⓈⓈⓈⓈⓈⓈⓈ 12345678	K00	OPEN	BETWEEN CKT 3 & CKT 4	NONE	2.5	A	NONE
90871-2503	NONE	c f h i	ⓈⓈⓈⓈⓈⓈⓈⓈ 12345678	-	OPEN	NONE	NONE	2.5	A	NONE
90871-2504	NONE	NONE	ⓈⓈⓈⓈⓈⓈⓈⓈ 12345678	-	OPEN	BETWEEN CKT 2 & CKT 3	NONE	2.5	A	NONE
90871-2505	NONE	b c d h i	ⓈⓈⓈⓈⓈⓈⓈⓈ 12345678	K30	OPEN	NONE	NONE	2.5	A	NONE
90871-2751	NONE	NONE	ⓈⓈⓈⓈⓈⓈⓈⓈ 12345678	-	CLOSED	BETWEEN CKT 7 & CKT 8	NONE	2.5	A	NONE
90871-2506	NONE	NONE	ⓈⓈⓈⓈⓈⓈⓈⓈ 12345678	-	OPEN	BETWEEN CKT 7 & CKT 8	NONE	2.5	A	NONE
90871-2507	CKT 3, 4, 5	NONE	ⓈⓈⓈⓈⓈⓈⓈⓈ 12345678	K00	OPEN	NONE	NONE	2.5/5.0	A	NONE
90871-2508	CKT 4, 5, 6	NONE	ⓈⓈⓈⓈⓈⓈⓈⓈ 12345678	K00	OPEN	NONE	NONE	2.5/5.0	A	NONE
90871-2752	NONE	a b c d e f g h	ⓈⓈⓈⓈⓈⓈⓈⓈ 12345678	-	CLOSED	BETWEEN CKT 6 & CKT 7	NONE	2.5	A	NONE
90871-2753	NONE	NONE	ⓈⓈⓈⓈⓈⓈⓈⓈ 12345678	K06	CLOSED	NONE	NONE	2.5	A	NONE
90871-2509	NONE	a c d e g h i	ⓈⓈⓈⓈⓈⓈⓈⓈ 12345678	-	OPEN	NONE	NONE	2.5	A	NONE
90871-2510	NONE	b d e f h	ⓈⓈⓈⓈⓈⓈⓈⓈ 12345678	-	OPEN	NONE	NONE	2.5	A	NONE

9 CIRCUIT										
MOLEX PART NO.	TERMINAL VOID POSITION	REMOVED POSITION KEYS	CONFIGURATION (SEE NOTE 1)	REF.	END WALLS	POLARIZING RIB	LOCKING DEVICE	CONTACT PITCH	CABLE TYPE (SEE NOTE 2)	COLOUR STRIPE
90871-3001	NONE	NONE	ⓈⓈⓈⓈⓈⓈⓈⓈ 123456789	K00	OPEN	NONE	NONE	2.5	A	NONE
90871-3002	NONE	NONE	ⓈⓈⓈⓈⓈⓈⓈⓈ 123456789	-	OPEN	BETWEEN CKT 4 & CKT 5	NONE	2.5	A	NONE
90871-3003	CKT 2, 5, 8	NONE	ⓈⓈⓈⓈⓈⓈⓈⓈ 123456789	K00	OPEN	NONE	NONE	2.5/5.0	A	NONE
90871-3004	NONE	NONE	ⓈⓈⓈⓈⓈⓈⓈⓈ 123456789	-	OPEN	BETWEEN CKT 2 & CKT 3	NONE	2.5	A	NONE
90871-3251	NONE	NONE	ⓈⓈⓈⓈⓈⓈⓈⓈ 123456789	-	CLOSED	BETWEEN CKT 8 & CKT 9	NONE	2.5	A	NONE
90871-3256	NONE	NONE	ⓈⓈⓈⓈⓈⓈⓈⓈ 123456789	K06	1ST OPEN LAST CLOSED	NONE	NONE	2.5	A	NONE

10 CIRCUIT										
MOLEX PART NO.	TERMINAL VOID POSITION	REMOVED POSITION KEYS	CONFIGURATION (SEE NOTE 1)	REF.	END WALLS	POLARIZING RIB	LOCKING DEVICE	CONTACT PITCH	CABLE TYPE (SEE NOTE 2)	COLOUR STRIPE
90871-3501	NONE	NONE	ⓈⓈⓈⓈⓈⓈⓈⓈ 12345678910	K00	OPEN	NONE	NONE	2.5	A	NONE
90871-3502	NONE	ALL	ⓈⓈⓈⓈⓈⓈⓈⓈ 12345678910	-	OPEN	BETWEEN CKT 2 & CKT 3	NONE	2.5	A	NONE
90871-3751	NONE	ALL	ⓈⓈⓈⓈⓈⓈⓈⓈ 12345678910	-	CLOSED	BETWEEN CKT 2 & CKT 3	NONE	2.5	A	NONE
90871-3503	CKT 2, 5, 7, 9	NONE	ⓈⓈⓈⓈⓈⓈⓈⓈ 12345678910	K00	OPEN	NONE	NONE	2.5/5.0	A	NONE
90871-3752	NONE	NONE	ⓈⓈⓈⓈⓈⓈⓈⓈ 12345678910	-	CLOSED	BETWEEN CKT 9 & CKT 10	NONE	2.5	A	NONE
90871-3753	NONE	NONE	ⓈⓈⓈⓈⓈⓈⓈⓈ 12345678910	-	1ST CLOSED LAST OPEN	NONE	NONE	2.5	A	NONE

11 CIRCUIT										
MOLEX PART NO.	TERMINAL VOID POSITION	REMOVED POSITION KEYS	CONFIGURATION (SEE NOTE 1)	REF.	END WALLS	POLARIZING RIB	LOCKING DEVICE	CONTACT PITCH	CABLE TYPE (SEE NOTE 2)	COLOUR STRIPE
90871-4001	NONE	NONE	ⓈⓈⓈⓈⓈⓈⓈⓈ 1234567891011	K00	OPEN	NONE	NONE	2.5	A	NONE
90871-4002	NONE	ALL	ⓈⓈⓈⓈⓈⓈⓈⓈ 1234567891011	-	OPEN	BETWEEN CKT 9 & CKT 10	NONE	2.5	A	NONE
90871-4251	NONE	NONE	ⓈⓈⓈⓈⓈⓈⓈⓈ 1234567891011	-	CLOSED	NONE	NONE	2.5	A	NONE

12 CIRCUIT										
MOLEX PART NO.	TERMINAL VOID POSITION	REMOVED POSITION KEYS	CONFIGURATION (SEE NOTE 1)	REF.	END WALLS	POLARIZING RIB	LOCKING DEVICE	CONTACT PITCH	CABLE TYPE (SEE NOTE 2)	COLOUR STRIPE
90871-4501	NONE	NONE	ⓈⓈⓈⓈⓈⓈⓈⓈ 12345678910112	K00	OPEN	NONE	NONE	2.5	A	NONE
90871-4751	NONE	NONE	ⓈⓈⓈⓈⓈⓈⓈⓈ 12345678910112	-	CLOSED	BETWEEN CKT 11 & CKT 12	NONE	2.5	A	NONE

- NOTES: 1. + DENOTES TERMINAL VOIDED POSITION
 Ⓢ DENOTES TERMINAL LOADED POSITION
 | DENOTES POLARIZING RIB POSITION
2. A - APPLICABLE CABLE: 0.22 - 0.38 sq.mm (12 CONDUCTORS)
 B - APPLICABLE CABLE: 0.22 sq.mm (7 CONDUCTORS)
 0.34 sq.mm (7 CONDUCTORS)

SEE SHEET 1 SEC NO: E2011-0155 DRAWN BY: BMAGUIRE CHKD: AH APPROVED BY: BMAGUIRE	2010/09/24	2010/11/11	QUALITY SYMBOLS ▽=0 ▽=0	GENERAL TOLERANCES (UNLESS SPECIFIED) mm INCH 4 PLACES ±.--- ±.--- 3 PLACES ±.05 ±.--- 2 PLACES ±.10 ±.--- 1 PLACE ±.2 ±.--- ANGULAR ±1/2°	DIMENSION STYLE MM ONLY	SCALE 1:1	DESIGN UNITS METRIC	THIRD ANGLE PROJECTION
	DRAWN BY DATE LKIERNAN 1999/01/13		CHECKED BY DATE PWHITE 1999/01/13		APPROVED BY DATE BMAGUIRE 2010/11/11		MATERIAL NO. DOCUMENT NO.	
	DRAFT WHERE APPLICABLE MUST REMAIN WITHIN DIMENSIONS				SEE CHARTS		SD-90871-001	
	THIS DRAWING CONTAINS INFORMATION THAT IS PROPRIETARY TO MOLEX INCORPORATED AND SHOULD NOT BE USED WITHOUT WRITTEN PERMISSION							

