




3.50mm Pin Spacing – Pluggable PCB Blocks

Pin Spacing: 3.50mm
 Orientation: Horizontal Plug
 Clamp Type: Screw Cage
 Design: Single Mold



SHxx-3.50

ELECTRICAL

	Current	Voltage	Wire Range
	8A	300V	30-16AWG
	8A	130V	1.5mm ² Stranded 1.5mm ² Solid

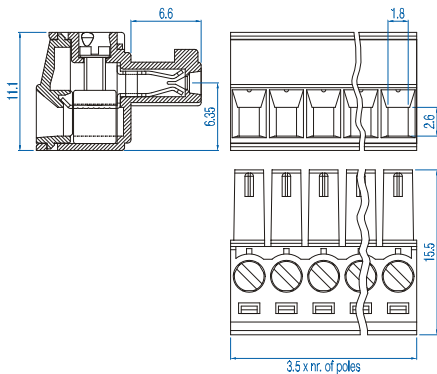
INSTALLATION DATA

Screw Size	M2	PCB Hole Size	–
Torque	0.25Nm (2.3 lbf-in.)	Stripping Lgth.	8mm


MATERIAL

Body	Polyamide	Screw	Galvanized Steel
Flammability Class	UL94V-0	Terminal	Tin-Plated Brass
Temperature Limit	105°C UL 125°C IEC	Clamp	Nickeled Brass
Color	Green		

No. Poles	Cat. #	Length (mm)	Std. Pk.
2	SH02-3.50	7.0	100
3	SH03-3.50	10.5	100
4	SH04-3.50	14.0	50
5	SH05-3.50	17.5	50
6	SH06-3.50	21.0	50
7	SH07-3.50	24.5	50
8	SH08-3.50	28.0	50
9	SH09-3.50	31.5	50
10	SH10-3.50	35.0	50
11	SH11-3.50	38.5	50
12	SH12-3.50	42.0	50
13	SH13-3.50	45.5	20
14	SH14-3.50	49.0	20
15	SH15-3.50	52.5	20
16	SH16-3.50	56.0	20
17	SH17-3.50	59.5	20
18	SH18-3.50	63.0	20
19	SH19-3.50	66.5	20
20	SH20-3.50	70.0	20
21	SH21-3.50	73.5	20
22	SH22-3.50	77.0	20
23	SH23-3.50	80.5	20
24	SH24-3.50	84.0	20





Pin Spacing: 3.50mm
 Orientation: Horizontal Plug
 with Screw Flange
 Clamp Type: –
 Design: Single Mold



SHxx-3.50-K

ELECTRICAL

	Current	Voltage	Wire Range
	8A	300V	30-16AWG
	8A	130V	1.5mm ² Stranded 1.5mm ² Solid

INSTALLATION DATA

Screw Size	M2	PCB Hole Size	–
Torque	0.25Nm (2.3 lbf-in.)	Stripping Lgth.	8mm

MATERIAL

Body	Polyamide	Screw	Galvanized Steel
Flammability Class	UL94V-0	Terminal	Tin-Plated Brass
Temperature Limit	105°C UL 125°C IEC	Clamp	Nickeled Brass
Color	Green		

No. Poles	Cat. #	Length (mm)	Std. Pk.
2	SH02-3.50-K	17.4	100
3	SH03-3.50-K	20.9	100
4	SH04-3.50-K	24.4	50
5	SH05-3.50-K	27.9	50
6	SH06-3.50-K	31.4	50
7	SH07-3.50-K	34.9	50
8	SH08-3.50-K	38.4	50
9	SH09-3.50-K	41.9	50
10	SH10-3.50-K	45.4	50
11	SH11-3.50-K	48.9	50
12	SH12-3.50-K	52.4	50
13	SH13-3.50-K	55.9	20
14	SH14-3.50-K	59.4	20
15	SH15-3.50-K	62.9	20
16	SH16-3.50-K	66.4	20
17	SH17-3.50-K	69.9	20
18	SH18-3.50-K	73.4	20
19	SH19-3.50-K	76.9	20
20	SH20-3.50-K	80.4	20
21	SH21-3.50-K	83.9	20
22	SH22-3.50-K	87.4	20

