BNC Connectors, 50 Ohm (Continued)

BNC Connectors

Right-Angle PC Board/Panel Mount Jacks

Plating
Body — Nickel
Center Contact — See chart
Dielectric — Polymethyl Pentene
Lockwasher and Jam Nut see page 35.

Mounting Post Style

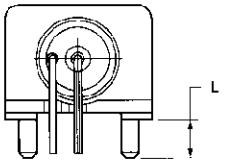

Compliant Post

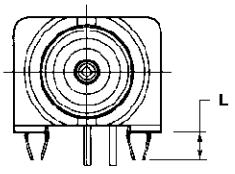

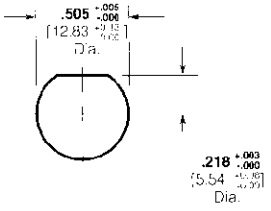

Maximum Panel Thickness .240 [6.1]

Recommended Panel Cutout

VALOX Body

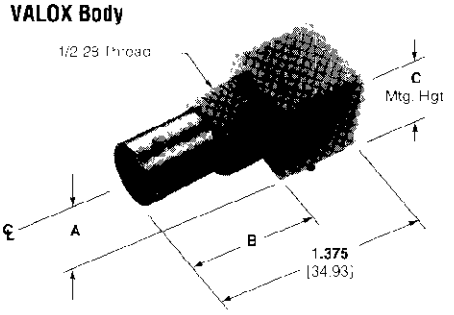

Metal Body

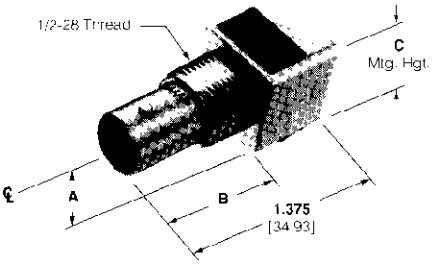

Body Material	Center Contact Plating	Dimensions A	Dimensions B	Dimensions C	Part Numbers: Without Mounting Posts	Part Numbers: With Mounting Posts	Part Numbers: L	Part Numbers: With Compliant Posts	Part Numbers: E
VALOX, White	Tin-Lead	.338 8.59	.835 21.21	.625 15.88	226990-1	227161-1	.137 3.48	—	
	Gold1	.338 8.59	.835 21.21	.625 15.88	226990-3	227161-3	.137 3.48	—	—
	Gold1	.272 6.91	.835 21.21	.519 13.18	—	227161-7	.137 3.48	414684-1	.185 4.70
	Gold2	.272 6.91	.835 21.21	.519 13.18	—	1-227161-4	—	—	—
	Gold3	.272 6.91	.835 21.21	.519 13.18	—	415082-1	—	—	—
	Tin-Lead	.272 6.91	.835 21.21	.519 13.18	226990-7	—	—	—	—
VALOX, Black	Tin-Lead	.338 8.59	.835 21.21	.625 15.88	226990-2	227161-2	.137 3.48	—	—
	Gold1	.338 8.59	.835 21.21	.625 15.88	226990-6	227161-6	.137 3.48	—	—
	Gold1	.272 6.91	.835 21.21	.519 13.18	—	227161-9	.137 3.48	415218-1	.110 2.79
	Gold1	.243 6.17	.835 21.21	.460 11.68	—	415046-1		415046-2	—
Metal	Tin-Lead	.325 8.26	.820 20.83	.625 15.88	227433-1	227561-1	.137 3.48	—	—
	Gold1	.325 8.26	.820 20.83	.625 15.88	227676-1	227577-1	.137 3.48	222785-1	.153 3.89
	Gold1	.272 6.91	.820 20.83	.500 12.70	—	413879-1	.137 3.48	—	—
	Gold2	.272 6.91	.820 20.83	.500 12.70	—	413879-2	.137 3.48		—
High Temp. Housing	Gold1	.272 6.91	.835 21.21	.519 13.18	—	1-227161-3*	—	—	—

Plating:
Gold1 — .000030 [0.00076] thick
Gold2 — .000050 [0.00127] thick
Gold3 — .000003 [0.00008] thick
Note: If an Insulating Bushing is required see part number 330620 and Panel Cutout on page 30.
*IR reflow compatible

Without Mounting Posts

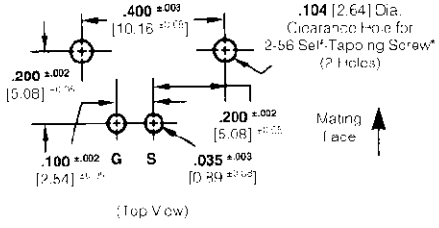

With Mounting Posts

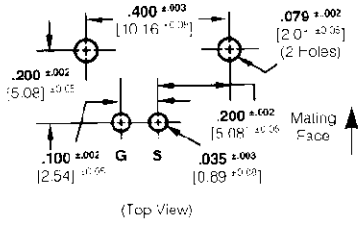

Recommended PC Board Layouts

* Screw for panel thickness of **3/32** [2.38] or greater
Part No. 221108-2.
Screw for panel thickness of less than **3/32** [2.38]
Part No. 221108-4.

For drawings, technical data or samples, contact your AMP sales engineer or call the AMP Product Information Center 1-800-522-6752.
Dimensions are in inches and millimeters unless otherwise specified. Values in brackets are metric equivalents.
Specifications subject to change. Consult AMP Incorporated for latest specifications.