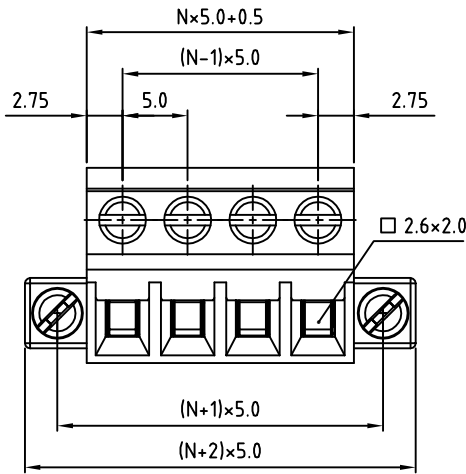
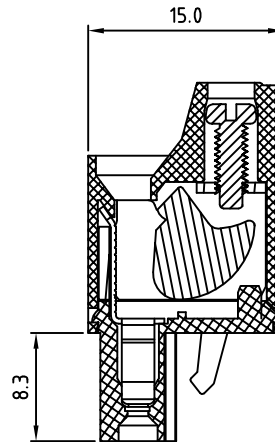
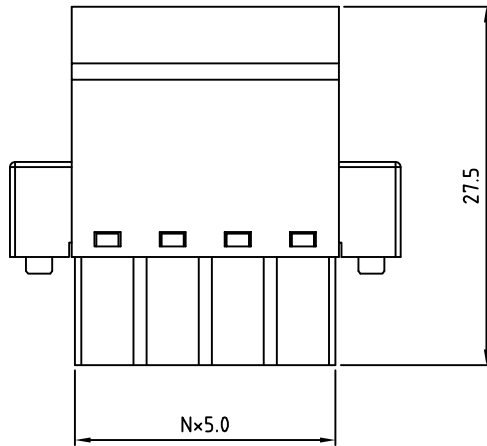


SIGN	DATE	DESCRIPTION	APPROVER

THIS IS CAD DRAWING, DO NOT REVISE MANUALLY!!!



N=Number of poles



- Material:
- Terminal body
  - (metal housing): Steel
  - Terminal screw: Steel Zinc plating "-" slot type.
  - Wire guard: PhBz(CuSn), Tin plated.
  - Insulator(housing): Thermoplastic (UL94V-0)
  - With flange screw: Steel Zinc plated, M2.5

- Electrical: cULus / TUV
- Voltage rating: 300V / 300V
  - Current rating: 20A / 20A
  - Wire range: 0.34-2.5mm<sup>2</sup>
  - Solid wire(AWG): 12-22
  - Stranded wire(AWG): 12-22
  - Torque: 3.5 Lb-In / 0.4N.m
  - Screw: M2.5
  - Wire strip length: 6-7mm
  - Withstanding Voltage: 1.6KV / 2.5KV
  - Operating temperature: -30°C to +105°C
  - Safety Approval: RoHS Compliant

PART NUMBER:

OSTVMXX7552

- |              |                     |
|--------------|---------------------|
| No. of Poles | COLOR               |
| 02 2 Poles   | 0: Black            |
| 03 3 Poles   | 5: Green (Standard) |
| ... ..       | 6: Blue             |
| 24 24 Poles  | 8: Grey             |



THESE DRAWINGS AND SPECIFICATIONS ARE THE PROPERTY OF ON-SHORE TECHNOLOGY, INC. AND SHALL NOT BE REPRODUCED, COPIED OR USED IN ANY MANNER WITHOUT THE PRIOR WRITTEN CONSENT OF ON-SHORE TECHNOLOGY, INC.

TITLE		OSTVM 5.0mm Series W/Flange			
PART NO.	OSTVMXX7552	DWG NO.	OSTVMXX7552.DWG		
APPROVED	CHECKED	DESIGNED	DRAWN	CUST NO.	Tolerance
Shi Jun 2006.10.25	Shi Jun 2006.10.25	Tony 2006.10.25	Tony 2006.10.25		X. ±0.50
					X.X ±0.30
					X.XX ±0.10
				SHEET: 01/01	X° ±1°