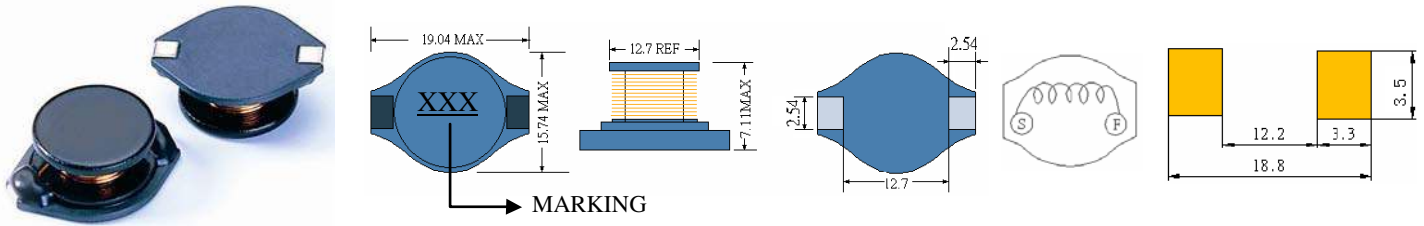


SC5022F

SMD POWER INDUCTORS



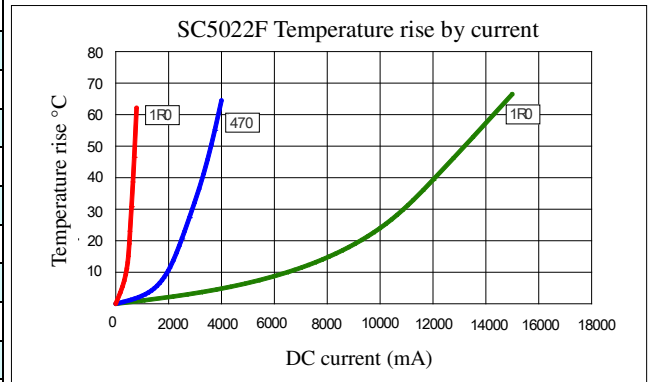
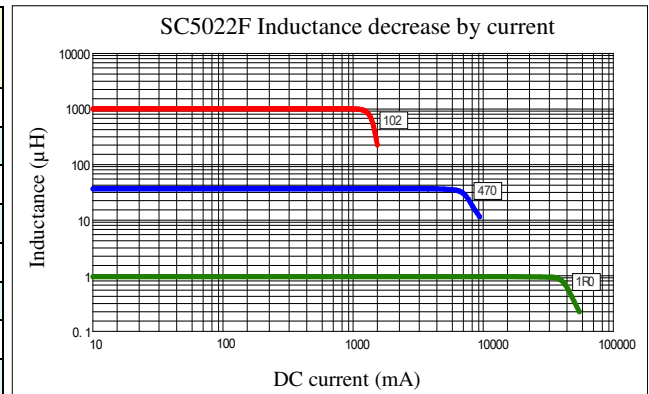
• Features

1. Open frame construction
2. Excellent Power Density
3. Engineered to Provide High Efficiency



ELECTRICAL CHARACTERISTICS

Part Number	Inductance (uH) (1)	Test Frequency	DC Resistance (Ω MAX) (2)	Saturation Current (3) (A)	Temperature Current (4) (A)
SC5022F-1R0	1.0	100KHZ	9m	20.0	10.5
SC5022F-2R2	2.2	100KHZ	14m	16.0	9.00
SC5022F-3R3	3.3	100KHZ	15m	14.0	8.00
SC5022F-4R7	4.7	100KHZ	19m	13.0	7.10
SC5022F-5R6	5.6	100KHZ	20m	12.0	6.30
SC5022F-6R8	6.8	100KHZ	25m	11.5	5.60
SC5022F-100	10	100KHZ	31m	10.0	5.20
SC5022F-150	15	100KHZ	36m	8.0	4.50
SC5022F-220	22	100KHZ	47m	7.0	3.90
SC5022F-330	33	100KHZ	66m	5.5	3.30
SC5022F-470	47	100KHZ	86m	4.5	2.80
SC5022F-680	68	100KHZ	0.13	3.5	2.36
SC5022F-101	100	100KHZ	0.19	3.0	1.95
SC5022F-151	150	100KHZ	0.25	2.6	1.60
SC5022F-221	220	100KHZ	0.38	2.4	1.20
SC5022F-331	330	100KHZ	0.56	1.9	1.00
SC5022F-471	470	100KHZ	0.85	1.4	0.80
SC5022F-681	680	100KHZ	1.24	1.2	0.68
SC5022F-102	1000	100KHZ	1.80	1.0	0.58



(1). Inductance tolerance for 1.0uH~3.3uH: $\pm 30\%$, for 4.7uH~1000uH: $\pm 20\%$. Tested at 0.25V, 0ADC and 25°C.

(2). DCR measured at 25°C.

(3). The DC current at which the inductance decreases by 10% from its initial value.

(4). The DC current that results in a 40°C temperature rise from 25°C ambient.

[Click here for QUANTITY PER REEL & PACKING INFORMATION](#)

Custom versions available upon request.



belfuse.com/signal

© 2019 Signal Transformer – Specification subject to change without notice. 12.19

128 Atlantic Avenue, Lynbrook, NY 11563
Toll Free 866-239-5777 • Tel 516-239-5777 • Fax 516-239-7208
Sales@signaltransformer.com • techhelp@signaltransformer.com