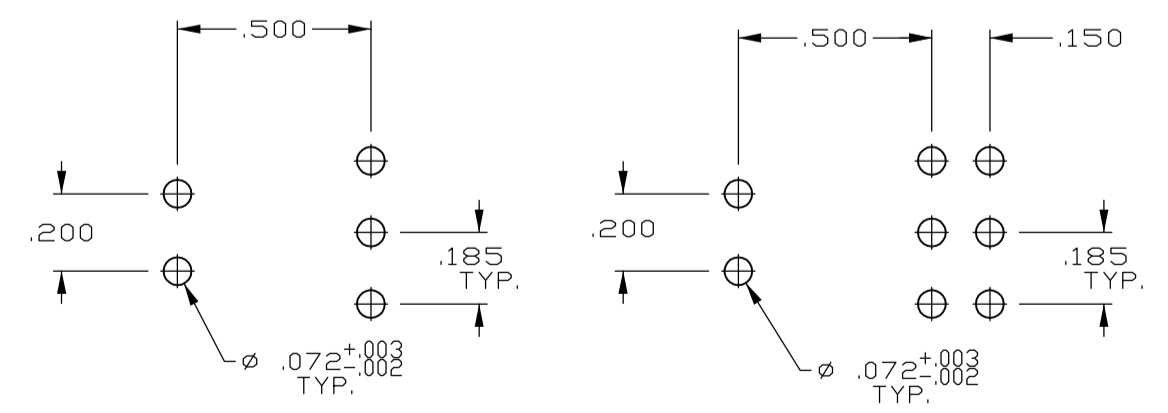
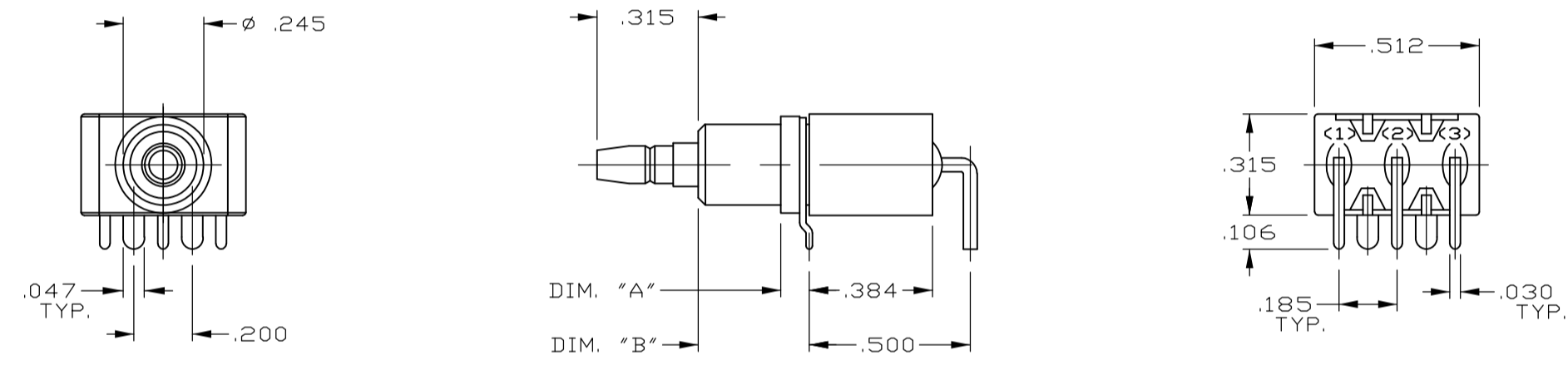
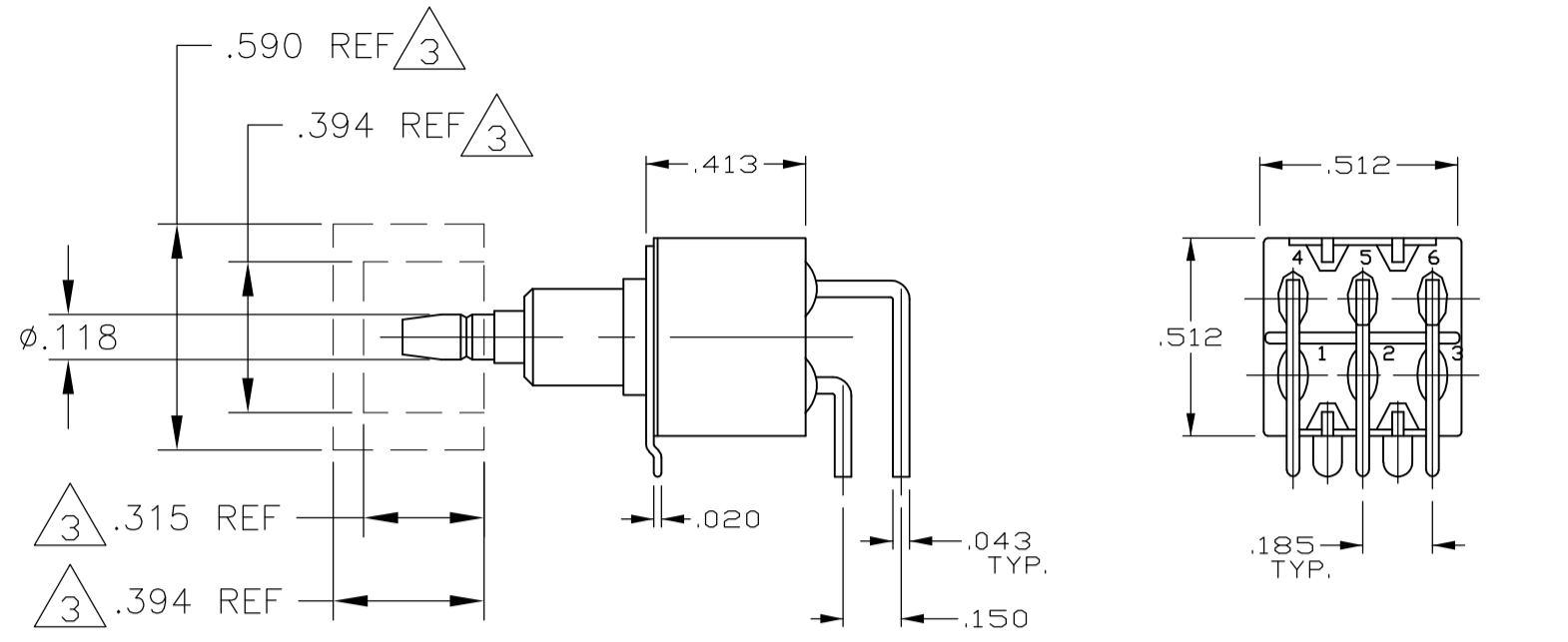


THIS DRAWING IS UNPUBLISHED. RELEASED FOR PUBLICATION  
 © COPYRIGHT BY TYCO ELECTRONICS CORPORATION. ALL RIGHTS RESERVED.

LOC		DIST		REVISIONS			
P	LTR	DESCRIPTION	DATE	DWN	APVD		
	A1	ECO-07-013575	19JUN2007	MB	MZ		



RECOMMENDED HOLE LAYOUT  
 TOLERANCE ±.002 UNLESS OTHERWISE NOTED

- Terminal numbers are for reference only and do not appear on switches.
  - All materials and finishes shall comply with EU Directive 2002/95/EC of 27Jan2003 (RoHS).
- △ Switch does not include plastic cap. Dimensions shown describe Alcoswitch cap C22\* and C23\* found on drawings 1825068 & 1825069 and sold separately.

Specifications	
Rating	3A @ 125VAC, resistive load
Initial contact resistance	10 milliohms max @ 1A, 2-4 VDC
Insulation resistance	1,000 megohms min. @ 500VDC
Dielectric withstanding voltage	1,000 VRMS at sea level
Durability	50,000 cycles
Operating Force	MPS103DRA04 = 400 +/-200 grams MPS103FRA04 = 300 +/-100 grams MPS203NRA04 = 500 +300/-200 grams MPS203RRA04 = 500 +200/-100 grams
Travel	momentary = .039 push on/push off = .098
Operating temperature	-15C to +70C
Storage temperature	-15C to +70C

Materials		
Component name	Base material	Finish
Case	Epoxy resin, UL94 V-0, black	
Frame	stainless steel	
Actuator	Copper alloy	Nickel
Fixed contact	Copper alloy	Silver
Moving contact	Phosphor bronze, silver clad	
Terminals	Copper alloy	Silver
Support bracket	Brass	Tin

Tyco P/N	Alco P/N	Poles	Throws	Dim "A"	Dim "B"	Function		Connected terminals	
						On	Mom	3-2	3-1
1825400-1	MPS103DRA04	1	2	.108	.423	On	On	3-2	3-1
1825400-2	MPS103FRA04	1	2	.074	.364	On	Mom	3-2	3-1
1825400-3	MPS203NRA04	2	2	.108	.423	On	On	3-2, 6-5	3-1, 6-4
1825400-4	MPS203RRA04	2	2	.074	.364	On	Mom	3-2, 6-5	3-1, 6-4

THIS DRAWING IS A CONTROLLED DOCUMENT.

DIMENSIONS: INCHES	TOLERANCES UNLESS OTHERWISE SPECIFIED: 0 PLC ± - 1 PLC ± - 2 PLC ± - 3 PLC ± .010 4 PLC ± - ANGLES ± 1°	DWN R BROWN 09JUN2006 CHK M.ZITTO 09JUN2006 APVD M.ZITTO 09JUN2006 PRODUCT SPEC APPLICATION SPEC	Tyco Electronics Corporation Harrisburg, Pa 17105-3608
MATERIAL SEE CHART	FINISH SEE CHART	WEIGHT -	NAME PUSH BUTTON, SNAP ACTION SWITCH (MPS 103*RA, MPS 203*RA) SERIES
CUSTOMER DRAWING		SCALE 2:1	RESTRICTED TO

SIZE: A2 CAGE CODE: 00779 DRAWING NO: 1825400 SHEET 1 OF 1 REV A1

1825400