

181299-2 ✓ ACTIVE

AMPMODU | AMPMODU MOD 1

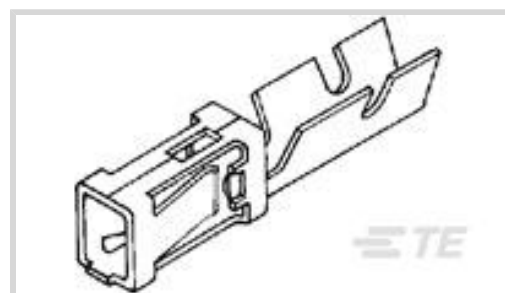
TE Internal #: 181299-2

Connector Contact, Socket, .15 in [3.81 mm] Centerline, Gold, 22 – 18 AWG Wire Size, .3 – .9 mm<sup>2</sup> Wire Size, Straight, Wire & Cable, 5 A, AMPMODU MOD 1

[View on TE.com >](#)



Connectors > PCB Connectors > Board-to-Board Connectors > Board-to-Board Connector Contacts



Contact Type: **Socket**

Centerline (Pitch): **3.81 mm [ .15 in ]**

Contact Mating Area Plating Material: **Gold**

Wire Size: **.3 – .9 mm<sup>2</sup>**

## Features

### Product Type Features

Applied Pressure	Standard
Connector & Contact Terminates To	Wire & Cable

### Electrical Characteristics

Dielectric Withstanding Voltage (Max)	1200 VAC
Insulation Resistance	5000 MΩ
Contact Resistance	15 mΩ

### Contact Features

Contact Mating Area Plating Material Thickness	.4 μm[15.748 μin]
PCB Contact Termination Area Plating Material	Gold Flash
Contact Base Material	Phosphor Bronze
Contact Type	Socket
Contact Mating Area Plating Material	Gold
Contact Orientation	Straight
Contact Current Rating (Max)	5 A

### Termination Features

Termination Method to Wire & Cable	Crimp
------------------------------------	-------

### Mechanical Attachment

Contact Retention Type Within Housing	Snap-In
Wire Insulation Support	With



PCB Mount Retention	Without
---------------------	---------

### Housing Features

Mating Entry Location	Top
Centerline (Pitch)	3.81 mm [.15 in]

### Dimensions

Compatible Insulation Diameter Range	1.8 – 2.3 mm [.071 – .091 in]
Wire Size	.3 – .9 mm <sup>2</sup>

### Usage Conditions

Operating Temperature Range	-40 – 105 °C [-40 – 221 °F]
-----------------------------	-----------------------------

### Operation/Application

Circuit Application	Signal
---------------------	--------

### Packaging Features

Packaging Quantity	2000
Packaging Method	Loose Piece

### Product Compliance

[For compliance documentation, visit the product page on TE.com>](#)

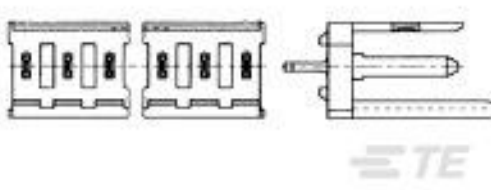
EU RoHS Directive 2011/65/EU	Compliant
EU ELV Directive 2000/53/EC	Compliant
China RoHS 2 Directive MIIT Order No 32, 2016	No Restricted Materials Above Threshold
EU REACH Regulation (EC) No. 1907/2006	Current ECHA Candidate List: JUNE 2023 (235) Candidate List Declared Against: JAN 2023 (233) Does not contain REACH SVHC
Halogen Content	Low Halogen - Br, Cl, F, I < 900 ppm per homogenous material. Also BFR/CFR/PVC Free
Solder Process Capability	Not applicable for solder process capability

#### Product Compliance Disclaimer

This information is provided based on reasonable inquiry of our suppliers and represents our current actual knowledge based on the information they provided. This information is subject to change. The part numbers that TE has identified as EU RoHS compliant have a maximum concentration of 0.1% by weight in homogenous materials for lead, hexavalent chromium, mercury, PBB, PBDE, DBP, BBP, DEHP, DIBP, and 0.01% for cadmium, or qualify for an exemption to these limits as defined in the Annexes of Directive 2011/65/EU (RoHS2). Finished electrical and electronic equipment products will be CE marked as required by Directive 2011/65/EU. Components may not be CE marked. Additionally, the part numbers that TE has identified as EU ELV compliant have a maximum concentration of 0.1% by weight in homogenous

materials for lead, hexavalent chromium, and mercury, and 0.01% for cadmium, or qualify for an exemption to these limits as defined in the Annexes of Directive 2000/53/EC (ELV). Regarding the REACH Regulation, the information TE provides on SVHC in articles for this part number is based on the latest European Chemicals Agency (ECHA) 'Guidance on requirements for substances in articles' posted at this URL: <https://echa.europa.eu/guidance-documents/guidance-on-reach>

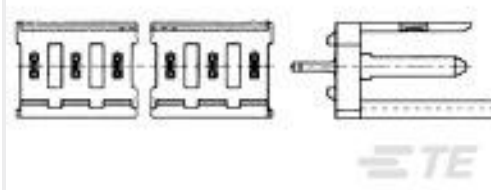
## Compatible Parts




TE Part # 280612-2  
8P MOD 1 SHROUDED HEADER, ST,  
0.4 Au



TE Part # 280611-2  
6P MOD 1 SHROUDED HEADER, ST,  
0.4 Au



TE Part # 280616-1  
4P MOD 1 P.S.ASSY.



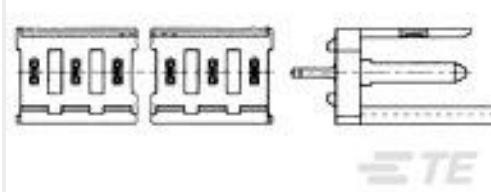
TE Part # 280594  
AMP MODU MOD I RECEPT HSG



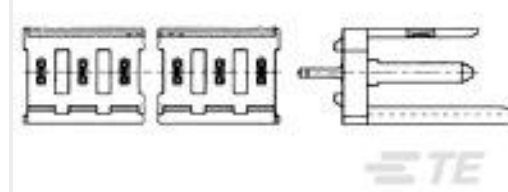
TE Part # 280592  
AMPMODU I RECEPTACLE HOUSING.



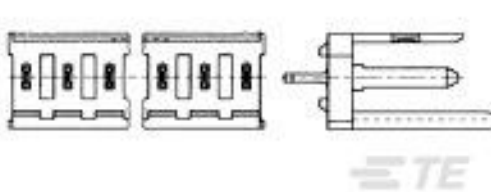
TE Part # 280593  
AMP MODU MOD I RECEPT HSG



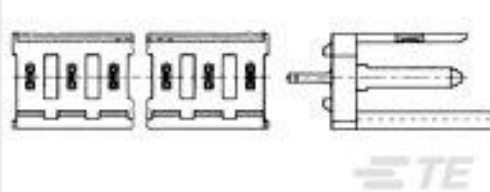
TE Part # 280612-1  
8P MOD 1 SHROUDED HEADER, ST,  
TIN PLTD



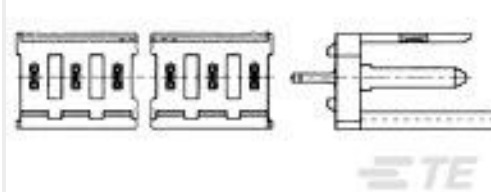
TE Part # 280618-2  
MOD I INCREMENTAL ASSY



TE Part # 280616-2  
MOD I INCREMENTAL ASSY



TE Part # 280610-2  
4P MOD 1 SHROUDED HEADER, ST,  
0.4 Au



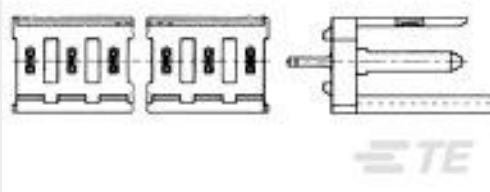
TE Part # 280613-1  
10P MOD 1 SHROUDED HEADER, ST,  
TIN PLTD



TE Part # 280614-2  
12P MOD 1 SHROUDED HEADER, ST,  
0.4 Au



TE Part # 280591  
AMPMODU MODU I REC HOUSING



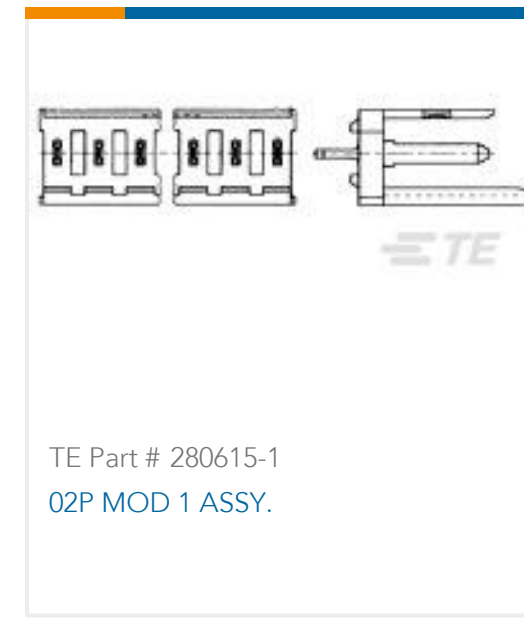

TE Part # 280609-1  
2P MOD 1 SHROUDED HEADER, ST,  
TIN PLTD




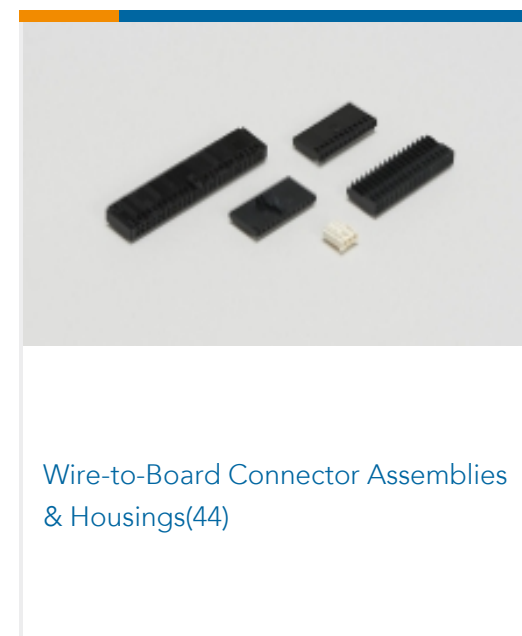
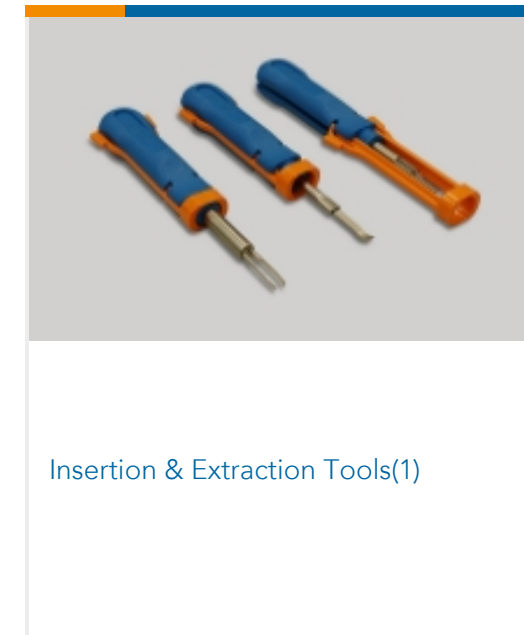
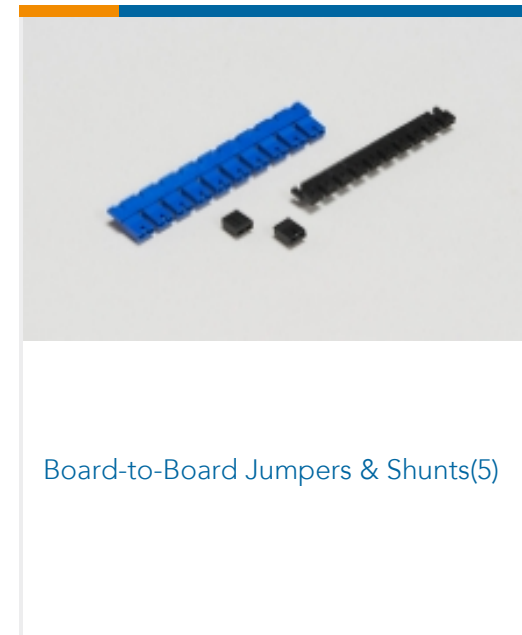
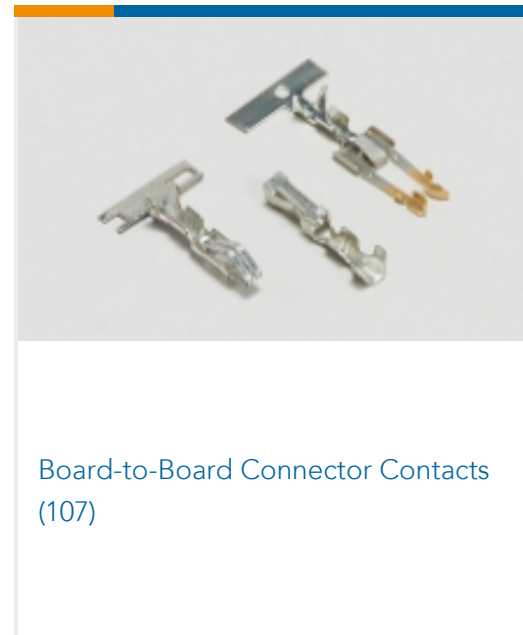
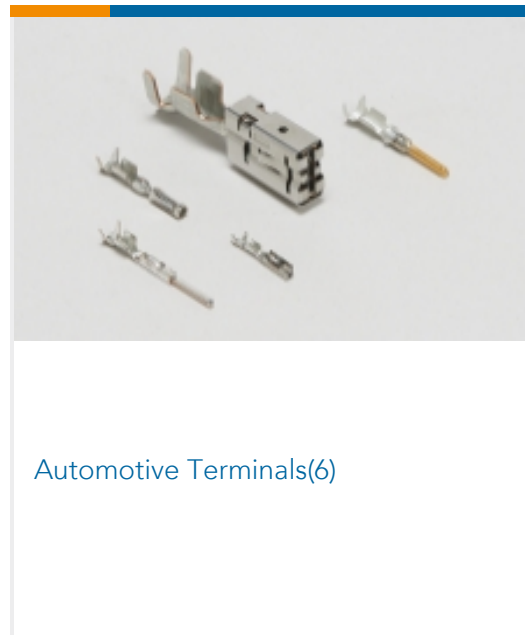
TE Part # 280590  
AMPMODU MOD I REC HOUSING





TE Part # 280610-1  
4P MOD 1 SHROUDED HEADER, ST,  
TIN PLTD



## Also in the Series | AMPMODU MOD 1



## Customers Also Bought







## Documents

### Product Drawings

#### MOD 1 CONTACT REC

English

---

### CAD Files

#### 3D PDF

English

#### Customer View Model

[ENG\\_CVM\\_181299-2\\_N1.3d\\_igs.zip](#)

English

#### Customer View Model

[ENG\\_CVM\\_181299-2\\_N1.3d\\_stp.zip](#)

English

#### Customer View Model

[ENG\\_CVM\\_181299-2\\_N1.2d\\_dxf.zip](#)

English

By downloading the CAD file I accept and agree to the [Terms and Conditions](#) of use.

---

### Product Specifications

#### Application Specification

English

---

### Product Environmental Compliance

#### TE Material Declaration

English