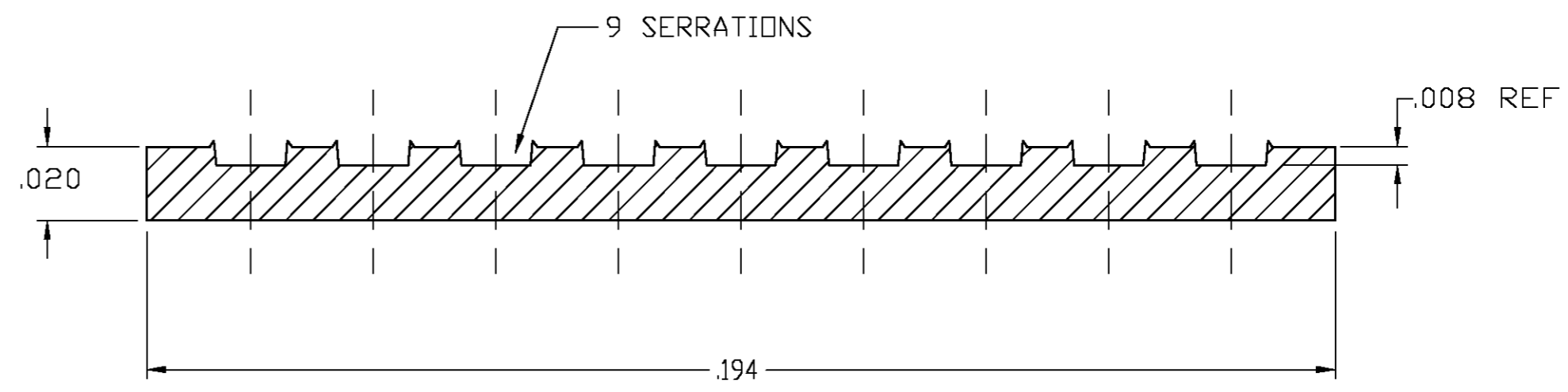
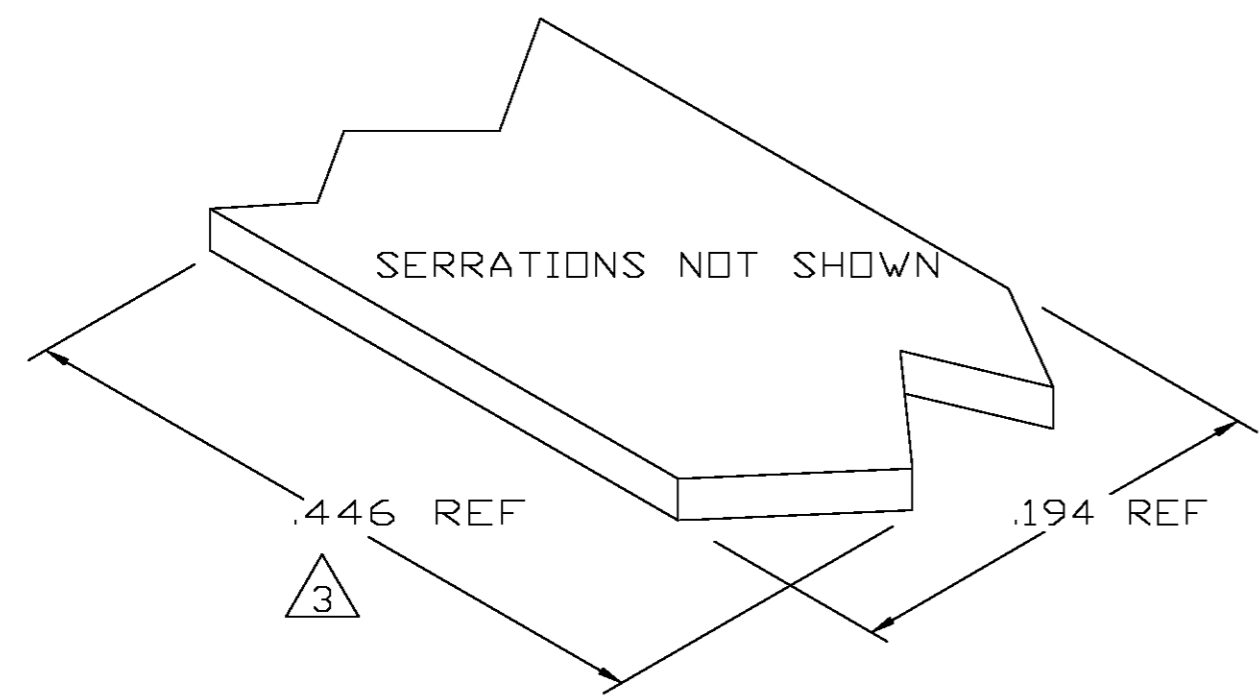


THIS DRAWING IS UNPUBLISHED. RELEASED FOR PUBLICATION  
 © COPYRIGHT BY TYCO ELECTRONICS CORPORATION. ALL RIGHTS RESERVED.

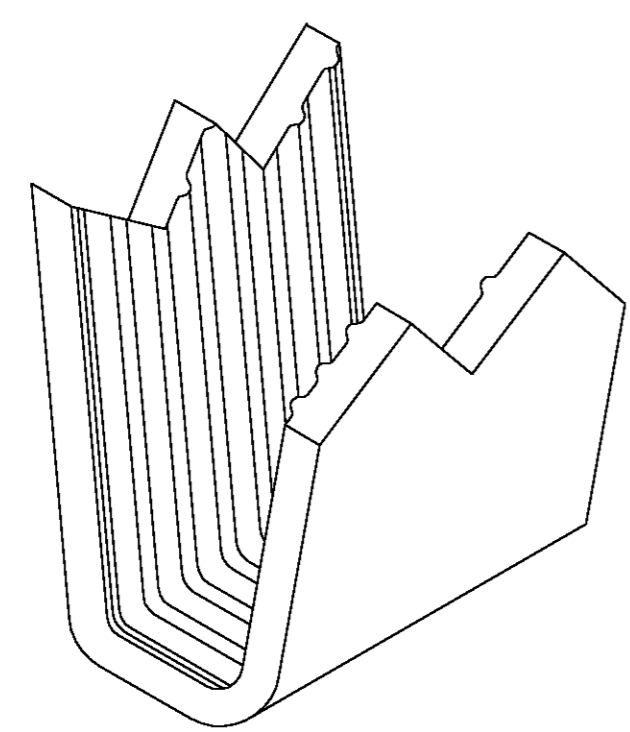
LOC	DIST	REVISIONS					
		P	LTR	DESCRIPTION	DATE	DWN	APVD
AF	50			0	TRANSFERRED TO TYCO FORMAT	16DEC02	MF EH

- 1 CRIMPBAND MATERIAL PROVIDED IN CONTINUOUS STRIP.
- 2 REFERENCE DESCRIPTIVE PART NUMBER P1258R20B.
- 3 BLANK LENGTH DETERMINED BY 125 TOOLSET.



TYP. CROSS SECTION

PARTIAL FORMED VIEW (REF)  
FORMED BY APPLICATION TOOLING



1601846-1  
PART NUMBER

THIS DRAWING IS A CONTROLLED DOCUMENT.		DWN MICHAEL S. FEHER 16DEC2002	Tyco Electronics Corporation Harrisburg, PA 17105-3608																			
DIMENSIONS: INCHES		CHK EDWARD HOWARD 16DEC2002	NAME -																			
TOLERANCES UNLESS OTHERWISE SPECIFIED:		APVD EDWARD HOWARD 16DEC2002	PRODUCT SPEC -																			
<table border="0"> <tr><td>0 PLC</td><td>±</td><td>-</td></tr> <tr><td>1 PLC</td><td>±</td><td>-</td></tr> <tr><td>2 PLC</td><td>±</td><td>-</td></tr> <tr><td>3 PLC</td><td>±</td><td>.005</td></tr> <tr><td>4 PLC</td><td>±</td><td>-</td></tr> <tr><td>ANGLES</td><td>±</td><td>-</td></tr> </table>		0 PLC	±	-	1 PLC	±	-	2 PLC	±	-	3 PLC	±	.005	4 PLC	±	-	ANGLES	±	-	APPLICATION SPEC -	SIZE A2	CAGE CODE 00779
0 PLC	±	-																				
1 PLC	±	-																				
2 PLC	±	-																				
3 PLC	±	.005																				
4 PLC	±	-																				
ANGLES	±	-																				
MATERIAL UNS C26000 BRASS	FINISH NONE	WEIGHT -	DRAWING NO C=1601846																			
CUSTOMER DRAWING			RESTRICTED TO -	SCALE 1:1																		
			SHEET 1	OF 1																		
			REV 0																			

1601846

A