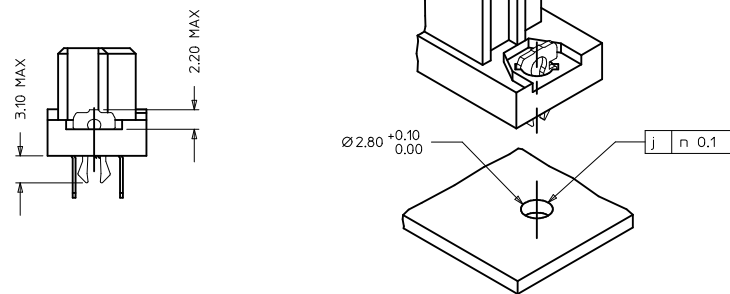
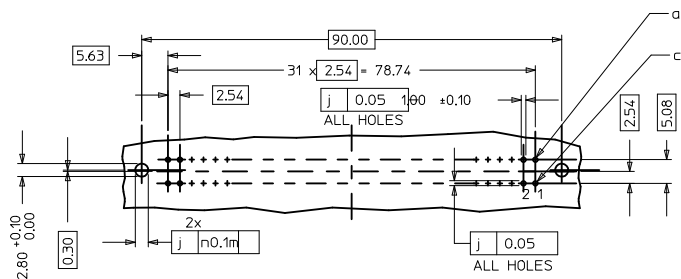


WITH MOUNTING CLIPS



RECOMMENDED PCB LAYOUT
COMPONENT SIDE



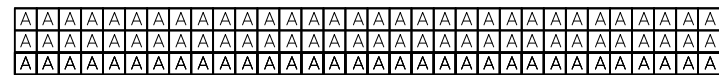
NOTES:

- 1) MATERIALS: THERMOPLASTIC POLYESTER, GLASS FILLED, UL94V-0, COLOUR: PEBBLE GREY RAL 7032
TERMINAL - PHOSPHOR BRONZE
MOUNTING CLIP: STEEL
- 2) FINISH: TERMINAL:-
CONTACT AREA
A. PERFORMANCE LEVEL 1: SELECTIVE GOLD (Au), THICKNESS = 1.27 MICROMETER OVER NICKEL THICKNESS = 1.8 MICROMETER
B. PERFORMANCE LEVEL 2: SELECTIVE GOLD (Au), THICKNESS = 0.8 MICROMETER OVER NICKEL THICKNESS = 1.8 MICROMETER
C. PERFORMANCE LEVEL 3: SELECTIVE GOLD (Au), THICKNESS = 0.3 MICROMETER OVER NICKEL THICKNESS = 1.8 MICROMETER
TERMINATION AREA:
SELECTIVE TIN, THICKNESS = 5 MICROMETER OVER NICKEL, THICKNESS 1.8 MICROMETER OVERALL.
- 3). MOUNTING CLIP:
TIN (Sn), THICKNESS = 5-10 MICROMETER OVER NICKEL (Ni) THICKNESS = 2.5 MICROMETER.
- 4). FOR NON MOUNTING CLIP OPTION, CONNECTOR TO BE SECURED WITH RIVETS: 2 TABULAR RIVETS 2.5 X 0.3 ..DIN 7340 SCREWS: 2 CHEESEHEAD SCREWS M2.5 X ..DIN 84 AND 2 HEXAGONAL NUTS M2.5 DIN 934.
- 5). MATERIAL No, BATCH CODE, UL AND CSA MARKING TO BE PRINTED ON THE CONNECTOR.
- 6). CUT FACES OF TIP WITHOUT PLATING PERMITTED.

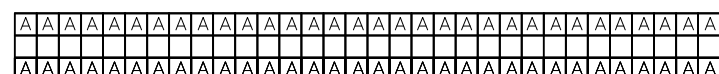
EC NO: I2010-0265 2009/12/11 DRWN: SNS01 CHKD: KRASAD APPR: KRASAD 2009/12/28 2010/01/06	QUALITY SYMBOLS ▽=0 ▽=0	GENERAL TOLERANCES (UNLESS SPECIFIED)		DIMENSION STYLE MM ONLY	SCALE 4:1	DESIGN UNITS METRIC	THIRD ANGLE PROJECTION	
		m	INCH	DRAWN BY PRASHANT	DATE 2004/12/07	TITLE ASSEMBLY, DIN 41612 C FEMALE, 96 POS		
REV 2	DESCRIPTION	4 PLACES	± ---	± ---	CHECKED BY SSUDHIR	DATE 2004/12/07	MATERIAL NO. SEE CHART	DOCUMENT NO. SD-85042-001
		3 PLACES	± 0.005	± ---	APPROVED BY SSUDHIR	DATE 2004/12/07		
		2 PLACES	± 0.1	± ---	MOLEX INCORPORATED			
		1 PLACE	± 0.15	± ---	THIS DRAWING CONTAINS INFORMATION THAT IS PROPRIETARY TO MOLEX INCORPORATED AND SHOULD NOT BE USED WITHOUT WRITTEN PERMISSION			

MATERIAL No	PERF LEVEL	PLATING	CONTACT SEQUENCE/ROW	DIM "L" mm	MOUNTING CLIP NO.	FLUX PROOF
850421249	1	Au+Ni	1,2,3....32 a+c	4.5	NO	NO
850420385	2	Au+Ni	1,2,3....32 a+b+c	2.9	NO	NO
850420191	2	Au+Ni	1,2,3....32 a+c	4.5	NO	NO
850420270	2	Au+Ni	1,2,3....32 a+b+c	4.5	NO	NO
850420397	2	Au+Ni	2,4,6....32 a+c	4.5	NO	NO
850421043	1	Au+Ni	1,2,3....32 a+b+c	4.5	NO	NO
850421079	2	Au+Ni	1,2,3....32 a+b+c	2.9	YES	NO
850421213	2	Au+Ni	1,2,3....32 a+b+c	4.5	YES	NO
850421304	1	Au+Ni	1,2,3....32 a+b+c	2.9	NO	NO
850422347	2	Au+Ni	1,2,3....32 a+b+c	2.9	NO	YES
850422529	2	Au+Ni	1,2,3....32 a+c	2.9	YES	NO
850423316	2	Au+Ni	2,4,6....32 a+c	2.9	YES	YES
850424696	2	Au+Ni	1,2,3....32 a+c	4.5	YES	NO
850424763	2	Au+Ni	2,4,6....32 a+c	2.9	NO	NO
850426232	2	Au+Ni	1,2,3....32 a+b+c	4.5	YES	NO
850429017	3	Au+Ni	1,2,3....32 a+b+c	4.5	YES	NO

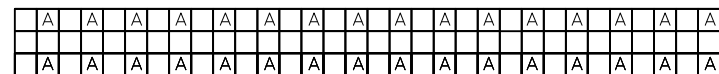
VIEW ON MATING SIDE (96PINS)



VIEW ON MATING SIDE (64PINS)

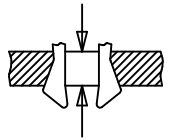


VIEW ON MATING SIDE (32PINS)



CLIPS SNAP UNDER
PC - BOARD OF
1.5 to 1.8 mm
Fm <= 60N
Fr >= 20N
Fr >= 200N, WHEN
SOLDERED IN
PLATED - THROUGH
FIXING HOLES

Fm = MOUNTING FORCE
(FOR ONE CONNECTOR = 2 CLIPS)



FR = RETENTION FORCE
(FOR ONE CONNECTOR = 2 CLIPS)

CLIPS STICK IN
FIXING HOLE OF
PC - BOARDS
OVER 1.8 mm
Fm <= 60N
FR >= 16N



EC NO: I2010-0265 2009/12/11 DRWN: SNG01 2009/12/28 CHKD: KRASAD APPR: KRASAD 2010/01/06	QUALITY SYMBOLS ▽=0 ▽=0	GENERAL TOLERANCES (UNLESS SPECIFIED)		DIMENSION STYLE MM ONLY		SCALE 1:1	DESIGN UNITS METRIC	THIRD ANGLE PROJECTION
		4 PLACES ± --- ± --- 3 PLACES ± 0.05 ± --- 2 PLACES ± 0.1 ± --- 1 PLACE ± 0.15 ± ---	mm INCH ± --- ± --- ± 0.05 ± --- ± 0.1 ± --- ± 0.15 ± ---	DRAWN BY PRASHANT	DATE 2004/12/07	TITLE ASSEMBLY, DIN 41612, C FEMALE, 96 POS		
DRAFT WHERE APPLICABLE MUST REMAIN WITHIN DIMENSIONS		APPROVED BY PRASHANT		DATE 2004/12/07		MOLEX INCORPORATED		SHEET NO. 2 OF 2
SIZE A 2		MATERIAL NO. SEE CHART		DOCUMENT NO. SD-85042-001		THIS DRAWING CONTAINS INFORMATION THAT IS PROPRIETARY TO MOLEX INCORPORATED AND SHOULD NOT BE USED WITHOUT WRITTEN PERMISSION		