DRAWING MADE IN THIRD ANGLE PROJECTION

680439 ⇔ 680439

/home/amp14442/newdesign

PART NUMBER	REV	FIRST USED
680439-1	A	122500-1
680439-2	A	565435-5

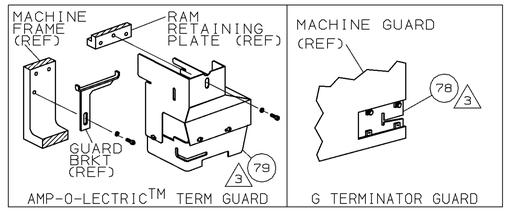

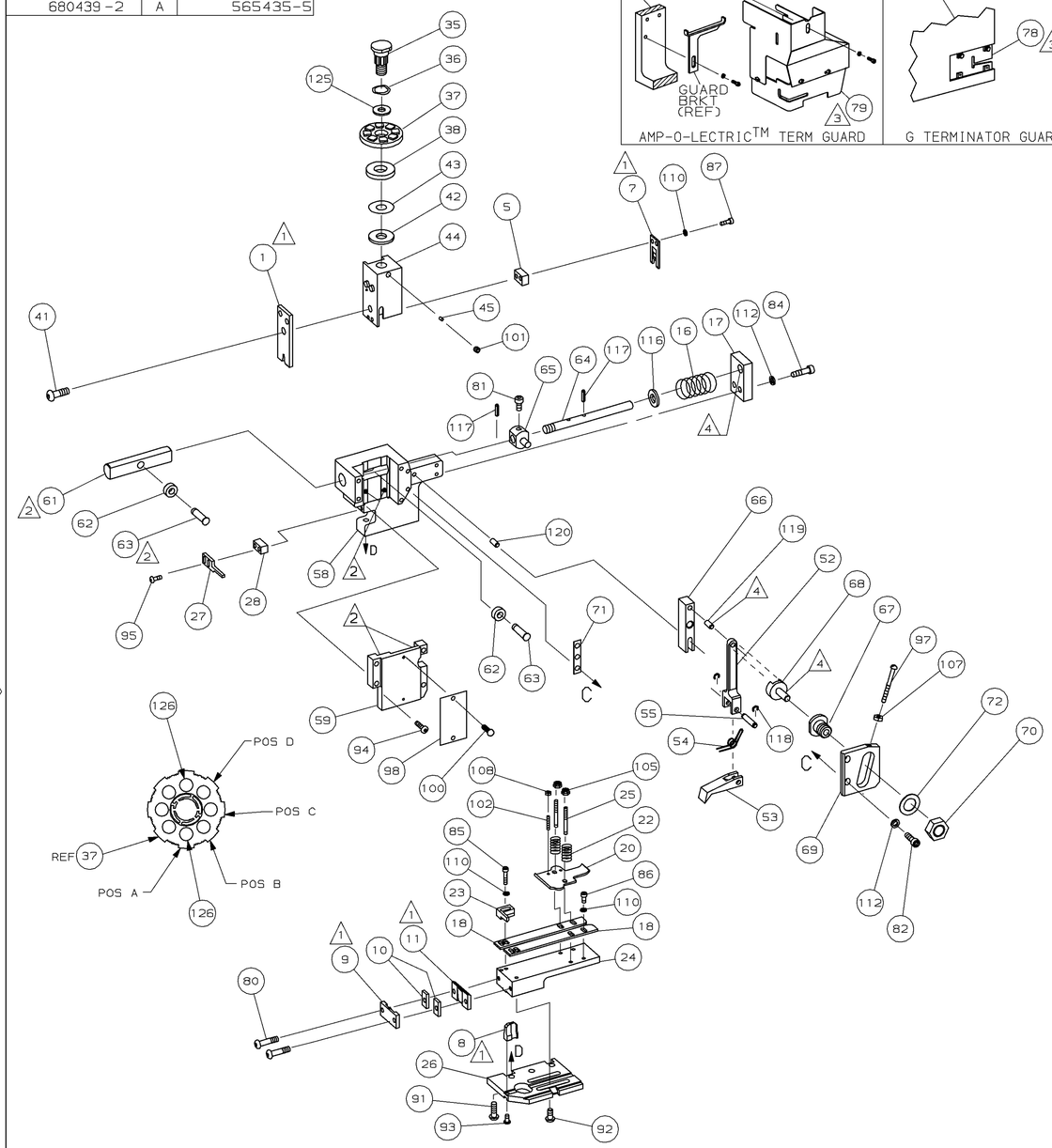

TERMINAL NAME: ø .180 PLUG RECEPT 5

		42868	

CRIMPING DATA

PAD LTR	CRIMP HEIGHT		WIRE SIZE
A	.110 ±.002 [2.79 ±0.05mm]		9 ALUMINUM
B	NOT		USED
C	NOT		USED
D	NOT		USED
CRIMP	SIZE	TYPE	RANGE
WIRE	.155 [3.94mm]	F	9 ALUMINUM
INSUL	-	-	-

WIRE STRIP LENGTH	TERM APPL SPEC	FEED	APPL INSTRUCTION	SET UP GAGE	LAYOUT
.205 - .236	114-2017	.895 7	408-8039	458638-1	932

QTY REQD PER ASSY -2	QTY REQD PER ASSY -1	U/M	DWG SIZE	PART NO	DESCRIPTION	ITEM NO
						129
						128
						127
2	2	-	C	354778-3	PIN, WIRE DISC (.2510)A	126
1	1	-	A	986950-1	WASHER, FLAT PRECISION	125
1	1	-	A	217238-1	GENERAL INSTRUCTION PACKAGE	124
1	1	-	-	4088039	EF APPL INST 408-8039	123
						122
						121
1	1	-	A	1-21030-7	PIN,DOWEL(ø.187x1.50)HSG	120
1	1	-	A	1-21030-1	PIN,DOWEL(ø.187x.50)LEVER	119
2	2	-	A	21045-3	RING,RET"C"(ø.187)FD PIN	118
2	2	-	A	5-21028-1	PIN,STD SPRING(ø.12)FD ADJ ROD	117
1	1	-	A	21899-4	WASHER,FLAT(ø5/16)SCR ADJ	116
						115
						114
						113
4	4	-	A	21024-5	WASHER,LOCK(NO.10)FD ROD GDE	112
						111
7	7	-	A	21024-4	WASHER,LOCK(NO.8)SHEAR BL	110
						109
2	2	-	A	21018-4	NUT,HEX(4-40)DRAG	108
1	1	-	A	21018-5	NUT,HEX(6-32)FD ADJ PL	107
						106
2	2	-	A	21022-2	NUT,HEX SL(8-32)DRAG STUD	105
						104
						103
2	2	-	A	2-21006-6	SCR,SKT SET(4-40x.62)DRAG	102
1	1	-	A	21009-2	SCR,SKT SET(1/4-20x.25)RAM	101
2	2	-	A	21017-2	SCR,DRIVE(#2x.19)ID PLATE	100
1	1	-	A	1-21002-7	SCR,BHC(6-32x.38)CAM	99
1	1	-	B	461264-1	PLATE, IDENTIFICATION	98
1	1	-	A	6-23715-5	SCR,PAN HD(6-32x1.50)FEED ADJ	97
						96
2	2	-	A	2-21002-2	SCR,BHC(8-32x.50)STRIPPER	95
4	4	-	A	2-21002-9	SCR,BHC(10-32x.75)HSG CAP	94
1	1	-	A	22733-8	SCR,BHC(8-32x.38 LW)ANVIL	93
4	4	-	A	3-21002-3	SCR,BHC(1/4-20x.50)ST GD PL	92
3	3	-	A	2-22733-8	SCR,BHC(1/4-20x.62)BASE PL	91
						90
						89
						88
2	2	-	A	2-21000-8	SCR,SHC(8-32x.62)SLUG BLADE	87
3	3	-	A	2-21000-6	SCR,SHC(8-32x.38)STRIP GUIDE	86
2	2	-	A	2-21000-9	SCR,SHC(8-32x.75)R STRIP GUIDE	85
2	2	-	A	3-21000-7	SCR,SHC(10-32x.75)FEED ROD GDE	84
						83
2	2	-	A	3-21000-6	SCR,SHC(10-32x.62)FEED ADJ PL	82
1	1	-	A	3-21000-4	SCR,SHC(10-32x.38)PIVOT BLOCK	81
2	2	-	A	3-21002-0	SCR,BHC(10-32x.88)SHEAR PL	80
3 REF	-	-	A	455745-1	GUARD, WINDOW	79
6 3 -	REF	-	A	679532-1	INSERT, GUARD	78
						77
						76
						75
						74
						73
1	1	-	A	458109-1	WASHER, FLAT (SPECIAL)	72
1	1	-	A	690517-1	SPACER	71

PARTS LIST

QTY REQD PER ASSY -2	QTY REQD PER ASSY -1	U/M	DWG SIZE	PART NO	DESCRIPTION	ITEM NO
-1	LEADMAKER & BENCH MODEL G			MECH POST FEED		
-2	BENCH MODEL K			MECH PRE FEED		
1	1	-	A	22594-8	NUT, HEX	70
1	1	-	B	240628-1	PLATE, ADJ	69
1	1	-	B	240626-1	SHAFT, PIVOT	68
1	1	-	B	240633-1	BUSHING	67
1	1	-	A	455680-1	LEVER, INTERMEDIATE	66
1	1	-	B	240629-1	BLOCK, PIVOT	65
1	1	-	A	240632-2	SCR, ADJ	64
1	1	-	B	240659-3	PIN, CAM ROLLER	63
1	1	-	B	240658-1	CAM, ROLLER	62
1	1	-	B	454398-1	ROD, FEED	61
						60
1	1	-	C	454220-1	CAP, RAM	59
1	1	-	D	453736-1	HOUSING	58
						57
						56
1	1	-	B	240624-1	PIN, FEED FINGER	55
1	1	-	B	691499-1	SPRING, FEED FINGER	54
1	1	-	B	240635-2	FINGER, FEED	53
1	1	-	B	240634-1	LEVER, TERMINAL	52
						51
						50
						49
1	-	-	B	690602-5	CAM, PRE FEED 1 1/8 ST	48
-	1	-	B	690501-4	CAM, POST FEED 1 5/8 ST	47
						46
1	1	-	A	690191-1	PLUG, NYLON	45
1	1	-	C	455674-1	RAM	44
1	1	-	A	690125-1	WASHER, LAMINATED	43
1	1	-	A	690124-1	WASHER, RAM	42
1	1	-	A	7-21002-9	BOLT, CRIMPER(5/16-24x1.00)	41
						40
						39
1	1	-	A	690223-2	SPACER, INSULATION DISC	38
1	1	-	D	354777-1	WIRE DISC, PLASTIC	37
1	1	-	A	22480-5	WASHER, SPRING	36
1	1	-	B	690212-1	POST, RAM	35
						34
						33
						32
						31
						30
						29
1	1	-	B	3-690451-2	SPACER, STRIPPER	28
1	1	-	A	455566-1	STRIPPER	27
1	1	-	C	455676-1	PLATE, BASE	26
2	2	-	A	22354-8	DRAG, STUD	25
1	1	-	B	455678-1	PLATE, STRIP GUIDE	24
1	1	-	C	240825-6	PLATE, STRIP HOLD DOWN	23
2	2	-	A	4-22281-1	SPRING, DRAG	22
						21
1	1	-	A	454177-1	DRAG, STOCK	20
						19
2	2	-	C	454204-4	GUIDE, STRIP (FRONT)	18
1	1	-	A	454178-1	GUIDE, FEED ROD	17
1	1	-	A	4-22284-9	SPRING, FEED RETURN	16
						15
						14
						13
						12
1 1	1	-	B	240644-1	PLATE, REAR SHEAR	11
2	2	-	C	2-240645-9	SPACER, SHEAR PLATE	10
1 1	1	-	B	240642-1	PLATE, FRONT SHEAR	9
1 1	1	-	D	3-240654-3	ANVIL	8
1 1	1	-	B	6-240651-0	BLADE, SLUG	7
						6
1	1	-	C	2-240641-3	SPACER, SLUG BLADE	5
						4
						3
						2
1 1	1	-	C	456415-2	CRIMPER, WIRE	1

REVISION OF EACH ASSY NO (WHEN BLANK, USE DWG REVISION)

POST-FEED 1 5/8 STROKE	PRE-FEED 1 1/8 STROKE	POST-FEED 1 5/8 STROKE
LEADMAKER	K TERMINATOR BENCH MACHINE	G TERMINATOR BENCH MACHINE

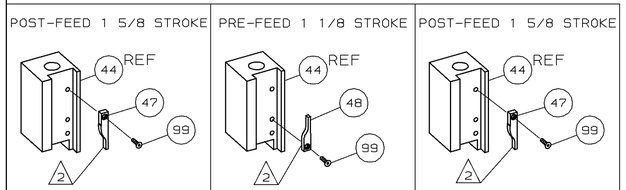

1. RECOMMENDED SPARE PARTS.
2. GREASE LIGHTLY.
3. GUARD MUST BE IN PLACE WHEN OPERATING APPLICATOR IN A BENCH MACHINE.
4. LUBRICATE DAILY USING NO. 20 MACHINE OIL.
5. FOR ALUMINUM WIRE
6. ITEM 78 USED WITH G TERMINATOR ONLY.
7. FEED OFF RECEPTACLE

P	F	LTR	REVISION RECORD	APP	DATE
		A	REVISED	CE	3-97

DIMENSIONS IN INCHES.
DO NOT SCALE PRINT.
TOLERANCES UNLESS OTHERWISE SPECIFIED,
2 PLC DEC ±-
3 PLC DEC ±-
4 PLC DEC ±-
ANGLES ± -
SURF TEXTURE: √
REMOVE BURRS, BREAK SHARP EDGES R.015 MAX

MATL - -	HT TR - -	FIN - -	
DR C.ERISMAN 11MAR97	APP J.DODDS 11MAR97	AMP Incorporated Harrisburg, PA 17105-3608	
CHK C.ERISMAN 11MAR97	REL - -		
NAME END FEED HDM APPLICATOR		MACHINE REF MINI APPL	
SCALE -	D DWG NO 680439	SHEET 1 OF 1	REV A

THIS DRAWING IS A CONTROLLED DOCUMENT FOR AMP INCORPORATED. IT IS SUBJECT TO CHANGE AND THE CONTROLLING ENGINEERING ORGANIZATION SHOULD BE CONTACTED FOR THE LATEST REVISION.

THIS INFORMATION IS CONFIDENTIAL AND IS DISCLOSED TO YOU ON CONDITION THAT NO FURTHER DISCLOSURE IS MADE BY YOU TO OTHER THAN AMP PERSONNEL WITHOUT WRITTEN AUTHORIZATION FROM AMP INCORPORATED, HARRISBURG, PA.