

ELECTRO-OPTICAL CHARACTERISTICS $T_A=25^{\circ}\text{C}$ $I_f=1000\text{mA}$						
PARAMETER	SYMBOL	MIN	TYP	MAX	UNITS	TEST COND
FORWARD VOLTAGE	$V_f$	9.3	10.4	11.5	V	$I_f=1000\text{mA}$
REVERSE VOLTAGE	$V_r$	15			V	$I_r=10\mu\text{A}$
LUMINOUS FLUX	$I_v$	490	600		lm	$I_f=1000\text{mA}$
COLOR TEMPERATURE		5310	6000	7040	$^{\circ}\text{K}$	
VIEWING ANGLE			120		$2x$ theta	
EMITTED COLOR:	COOL WHITE					
EPOXY LENS FINISH:	WATER CLEAR LENS					

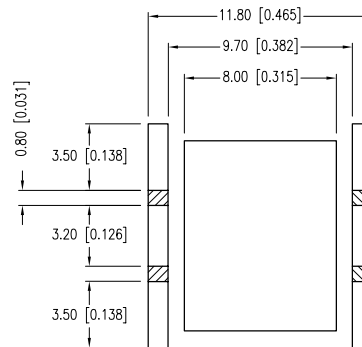
LIMITS OF SAFE OPERATION AT $25^{\circ}\text{C}$		
PARAMETER	MAX	UNITS
PEAK FORWARD CURRENT	1200	mA
STEADY CURRENT	1000	mA
POWER DISSIPATION	11.5	mW
OPERATING TEMP.	-40 TO +90	$^{\circ}\text{C}$
STORAGE TEMP.	-40 TO +100	$^{\circ}\text{C}$

THERMAL PARAMETERS		
PARAMETER	MAX	UNITS
JUNCTION TEMPERATURE	110	$^{\circ}\text{C}$
THERMAL RESISTANCE (JUNCTION/SOLDER)	3.5	$^{\circ}\text{C}/\text{W}$
TEMPERATURE COEFFICIENT OF $V_f$	-5.6	mV/ $^{\circ}\text{C}$

CAUTION: MOISTURE SENSITIVE DEVICE  
PER JEDEC LEVEL 2 STANDARDS

CAUTION: STATIC SENSITIVE DEVICE  
FOLLOW PROPER E.S.D. HANDLING PROCEDURES  
WHEN WORKING WITH THIS PART.

RECOMMENDED SOLDER PAD LAYOUT



\*UNLESS OTHERWISE SPECIFIED TOLERANCES PER DECIMAL PRECISION ARE: X=±1 (±0.039), X.X=±0.5 (±0.020), X.XX=±0.25 (±0.010), X.XXX=±0.127 (±0.005). LEAD SIZE=±0.05 (±0.002), LEAD LENGTH=±0.75 (±0.030). MIN.= +DECIMAL PRECISION MAX.= +0.00 -DECIMAL PRECISION UNCONTROLLED DOCUMENT

**LUMEX**  
Creating LED and LCD Solutions Together™

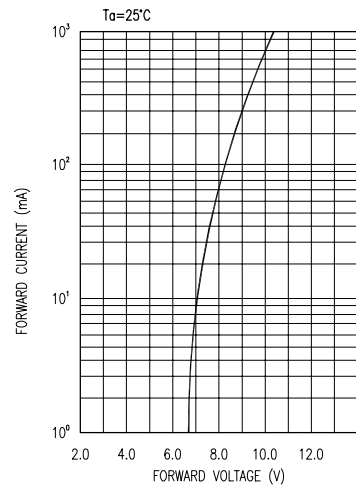
290 E. HELEN ROAD  
PALATINE, IL 60067-6976  
PHONE: +1.847.359.2790  
FAX: +1.847.359.6538  
WEB: WWW.LUMEX.COM

12mm x 12mm SURFACE MOUNT LED, COOL WHITE.

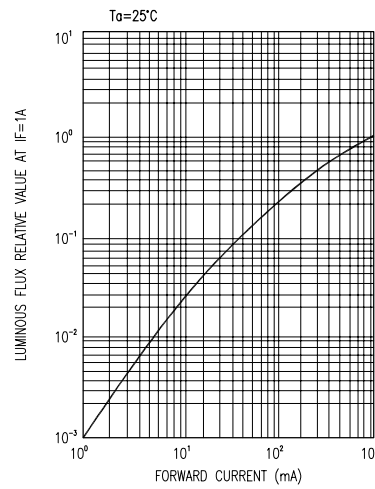
\*\*THE SPECIFICATIONS MAY CHANGE AT ANY TIME WITHOUT NOTICE DUE TO NEW MATERIALS OR PRODUCT IMPROVEMENT.\*\*

CONFIDENTIAL INFORMATION  
THE INFORMATION CONTAINED IN THIS DOCUMENT IS THE PROPERTY OF LUMEX INC. EXCEPT AS SPECIFICALLY AUTHORIZED IN WRITING BY LUMEX INC., THE HOLDER OF THIS DOCUMENT SHALL KEEP ALL INFORMATION CONTAINED HEREIN CONFIDENTIAL AND SHALL PROTECT SAME IN WHOLE OR IN PART FROM DISCLOSURE AND DISSEMINATION TO ALL THIRD PARTIES.

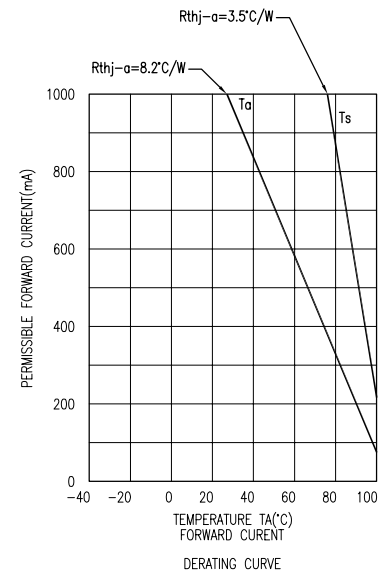
DATE:	02.04.11	DRAWN BY:	AB
PAGE:	1 OF 4	CHKD BY:	KF
SCALE:		APRVD BY:	BC
UNIT:	mm [INCH]		Ⓟ



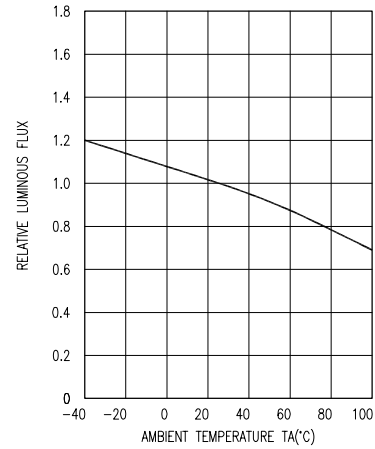
FORWARD CURRENT VS FORWARD VOLTAGE



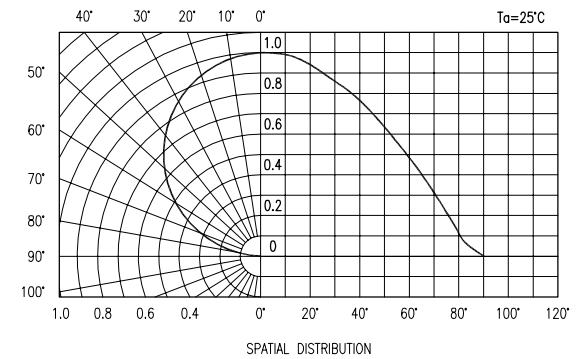
LUMINOUS FLUX VS FORWARD CURRENT



DERATING CURVE



LUMINOUS FLUX VS AMBIENT TEMPERATURE



SPATIAL DISTRIBUTION

\*UNLESS OTHERWISE SPECIFIED TOLERANCES PER DECIMAL PRECISION ARE: X=±1 (±0.039), X.X=±0.5 (±0.020), X.XX=±0.25 (±0.010), X.XXX=±0.127 (±0.005). LEAD SIZE=±0.05 (±0.002), LEAD LENGTH=±0.75 (±0.030). MIN.= +DECIMAL PRECISION MAX.= +0.00 -DECIMAL PRECISION UNCONTROLLED DOCUMENT



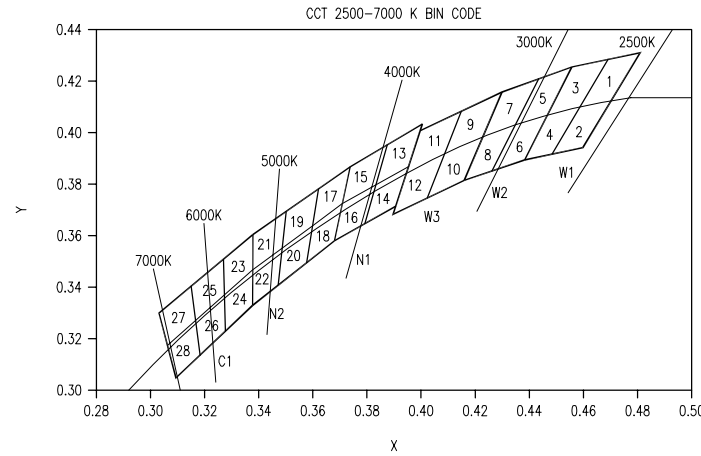
290 E. HELEN ROAD  
PALATINE, IL 60067-6976  
PHONE: +1.847.359.2790  
FAX: +1.847.359.6538  
WEB: WWW.LUMEX.COM

12mm x 12mm SURFACE MOUNT LED, COOL WHITE.

\*\*THE SPECIFICATIONS MAY CHANGE AT ANY TIME WITHOUT NOTICE DUE TO NEW MATERIALS OR PRODUCT IMPROVEMENT.\*\*

CONFIDENTIAL INFORMATION  
THE INFORMATION CONTAINED IN THIS DOCUMENT IS THE PROPERTY OF LUMEX INC. EXCEPT AS SPECIFICALLY AUTHORIZED IN WRITING BY LUMEX INC., THE HOLDER OF THIS DOCUMENT SHALL KEEP ALL INFORMATION CONTAINED HEREIN CONFIDENTIAL AND SHALL PROTECT SAME IN WHOLE OR IN PART FROM DISCLOSURE AND DISSEMINATION TO ALL THIRD PARTIES.

DATE:	02.04.11	DRAWN BY:	AB
PAGE:	2 OF 4	CHKD BY:	KF
SCALE:		APRVD BY:	BC
UNIT:	mm [INCH]		Ⓟ



COLOR	GROUP	CHROMATICITY REGIONS	MIN.	TYP.	MAX.
WARM WHITE	W1	1,2,3,4	2580	2700	2870
	W2	5,6,7,8	2870	3000	3220
	W3	9,10,11,12	3220	3500	3710
WARM WHITE	N1	13,14,15,16	3710	4000	4260
	N2	17,18,19,20,21,22	4260	4700	5310
COOL WHITE	C1	23,24,25,26,27,28	5310	6000	7040

	X	Y	X	Y	X	Y	X	Y	X	Y	X	Y				
1	0.4582	0.4099	6	0.4259	0.3853	11	0.3941	0.3848	16	0.3670	0.3578	21	0.3496	0.3702		
	0.4687	0.4289		0.4342	0.4028		0.3996	0.4015		0.3702	0.3722		0.3376	0.3616	0.3160	0.3274
	0.4813	0.4319		0.4465	0.4071		0.4146	0.4089		0.3825	0.3798		0.3370	0.3472	0.3175	0.3139
2	0.4700	0.4126	7	0.4373	0.3893	12	0.4080	0.3916	17	0.3783	0.3646	22	0.3481	0.3557		
	0.4483	0.3919		0.4221	0.3984		0.3889	0.3690		0.3736	0.3874		0.3481	0.3557	0.3144	0.3408
	0.4582	0.4099		0.4299	0.4165		0.3941	0.3848		0.3616	0.3788		0.3370	0.3472	0.3028	0.3304
3	0.4700	0.4126	8	0.4430	0.4212	13	0.4080	0.3916	18	0.3592	0.3641	23	0.3364	0.3328		
	0.4593	0.3944		0.4342	0.4028		0.4017	0.3751		0.3703	0.3726		0.3466	0.3411	0.3160	0.3274
	0.4465	0.4071		0.4147	0.3814		0.3825	0.3798		0.3703	0.3726		0.3376	0.3616	0.3160	0.3274
4	0.4562	0.4260	9	0.4687	0.4289	14	0.4342	0.4028	19	0.3592	0.3641	24	0.3260	0.3512		
	0.4582	0.4099		0.4259	0.3853		0.3950	0.3875		0.3670	0.3578		0.3370	0.3472	0.3055	0.3177
	0.4483	0.3919		0.4221	0.3984		0.3898	0.3716		0.3592	0.3641		0.3364	0.3328	0.3081	0.3049
5	0.4430	0.4212	10	0.4080	0.3916	15	0.3702	0.3722	20	0.3496	0.3702	25	0.3265	0.3371		
	0.4562	0.4260		0.4017	0.3751		0.3702	0.3722		0.3592	0.3641		0.3260	0.3512	0.3144	0.3408
	0.4465	0.4071		0.4147	0.3814		0.3825	0.3798		0.3703	0.3726		0.3376	0.3616	0.3160	0.3274

\*UNLESS OTHERWISE SPECIFIED TOLERANCES PER DECIMAL PRECISION ARE: X=±1 (±0.039), X.X=±0.5 (±0.020), X.XX=±0.25 (±0.010), X.XXX=±0.127 (±0.005). LEAD SIZE=±0.05 (±0.002), LEAD LENGTH=±0.75 (±0.030). MIN.= +DECIMAL PRECISION MAX.= +0.00 -DECIMAL PRECISION UNCONTROLLED DOCUMENT



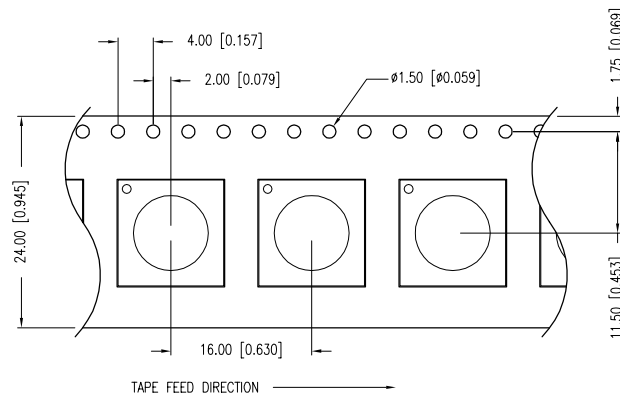
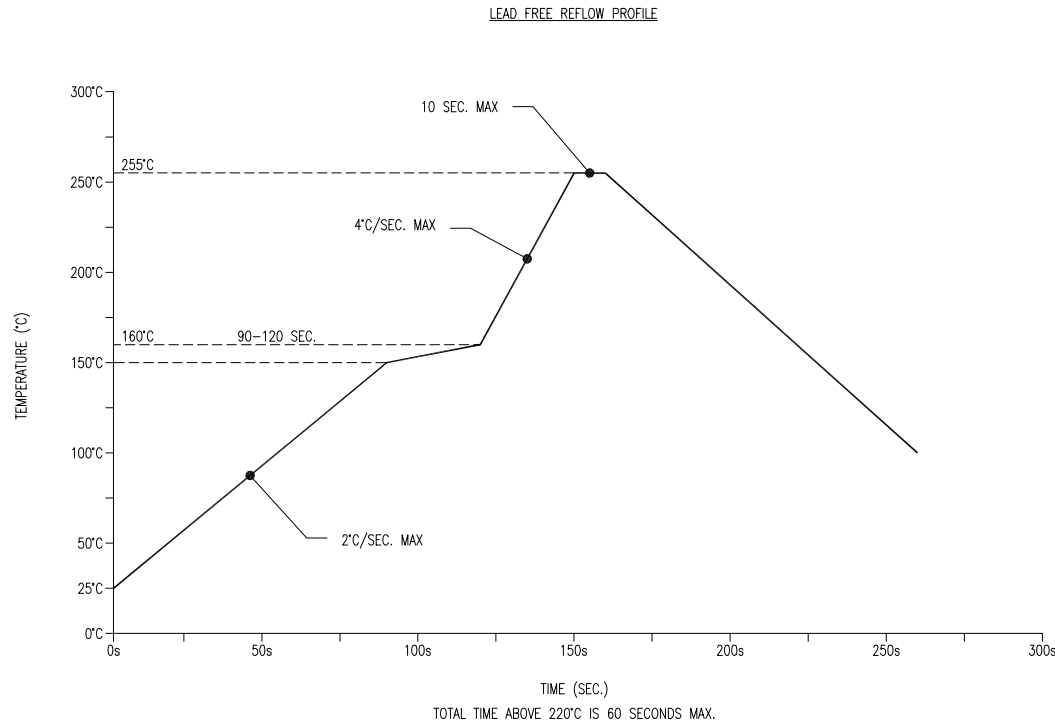
290 E. HELEN ROAD  
PALATINE, IL 60067-6976  
PHONE: +1.847.359.2790  
FAX: +1.847.359.6538  
WEB: WWW.LUMEX.COM

12mm x 12mm SURFACE MOUNT LED, COOL WHITE.

\*\*THE SPECIFICATIONS MAY CHANGE AT ANY TIME WITHOUT NOTICE DUE TO NEW MATERIALS OR PRODUCT IMPROVEMENT.\*\*

CONFIDENTIAL INFORMATION  
THE INFORMATION CONTAINED IN THIS DOCUMENT IS THE PROPERTY OF LUMEX INC. EXCEPT AS SPECIFICALLY AUTHORIZED IN WRITING BY LUMEX INC., THE HOLDER OF THIS DOCUMENT SHALL KEEP ALL INFORMATION CONTAINED HEREIN CONFIDENTIAL AND SHALL PROTECT SAME IN WHOLE OR IN PART FROM DISCLOSURE AND DISSEMINATION TO ALL THIRD PARTIES.

DATE:	02.04.11	DRAWN BY:	AB
PAGE:	3 OF 4	CHKD BY:	KF
SCALE:		APRVD BY:	BC
UNIT:	mm [INCH]		Ⓟ



\*UNLESS OTHERWISE SPECIFIED TOLERANCES PER DECIMAL PRECISION ARE: X=±1 (±0.039), X.X=±0.5 (±0.020), X.XX=±0.25 (±0.010), X.XXX=±0.127 (±0.005). LEAD SIZE=±0.05 (±0.002), LEAD LENGTH=±0.75 (±0.030). MIN= <sup>+0.00</sup> DECIMAL PRECISION MAX= <sub>-0.00</sub> DECIMAL PRECISION UNCONTROLLED DOCUMENT



290 E. HELEN ROAD  
PALATINE, IL 60067-6976  
PHONE: +1.847.359.2790  
FAX: +1.847.359.6538  
WEB: WWW.LUMEX.COM

12mm x 12mm SURFACE MOUNT LED, COOL WHITE.

\*\*THE SPECIFICATIONS MAY CHANGE AT ANY TIME WITHOUT NOTICE DUE TO NEW MATERIALS OR PRODUCT IMPROVEMENT.\*\*

CONFIDENTIAL INFORMATION  
THE INFORMATION CONTAINED IN THIS DOCUMENT IS THE PROPERTY OF LUMEX INC. EXCEPT AS SPECIFICALLY AUTHORIZED IN WRITING BY LUMEX INC., THE HOLDER OF THIS DOCUMENT SHALL KEEP ALL INFORMATION CONTAINED HEREIN CONFIDENTIAL AND SHALL PROTECT SAME IN WHOLE OR IN PART FROM DISCLOSURE AND DISSEMINATION TO ALL THIRD PARTIES.

DATE:	02.04.11	DRAWN BY:	AB
PAGE:	4 OF 4	CHKD BY:	KF
SCALE:		APRVD BY:	BC
UNIT:	mm [INCH]		Ⓟ