

5-104550-6 ✓ ACTIVE

AMPMODU | AMPMODU System 50

TE Internal #: 5-104550-6

PCB Mount Receptacle, Vertical, Board-to-Board, 50 Position, 1.27 mm [.05 in] Centerline, Gold, Surface Mount, Signal, Black, AMPMODU System 50

[View on TE.com >](#)



Connectors > PCB Connectors > PCB Headers & Receptacles



PCB Connector Assembly Type: **PCB Mount Receptacle**

PCB Mount Orientation: **Vertical**

Connector System: **Board-to-Board**

Number of Positions: **50**

Number of Rows: **2**

Features

Product Type Features

PCB Connector Assembly Type	PCB Mount Receptacle
Connector System	Board-to-Board
Sealable	No
Connector & Contact Terminates To	Printed Circuit Board

Configuration Features

Stackable	Yes
PCB Mount Orientation	Vertical
Number of Positions	50
Number of Rows	2
Board-to-Board Configuration	Orthogonal, Parallel

Electrical Characteristics

Insulation Resistance	5000 MΩ
Operating Voltage	30 VAC

Body Features

PCB Retention Feature Material	Copper Alloy
PCB Retention Feature Plating Material	Tin
Primary Product Color	Black

Contact Features



Mating Square Post Dimension	.38 mm[.015 in]
PCB Contact Termination Area Plating Material Thickness	3.81 μ m[150 μ in]
Contact Layout	Matrix
PCB Contact Termination Area Plating Material	Tin
Contact Base Material	Phosphor Bronze
Contact Mating Area Plating Material	Gold
Contact Mating Area Plating Material Thickness	.762 μ m[30 μ in]
Contact Type	Receptacle
Contact Current Rating (Max)	3.6 A

Termination Features

Rectangular Termination Post & Tail Thickness	.38 mm[.015 in]
Rectangular Termination Post & Tail Width	.2 mm[.008 in]
Termination Method to Printed Circuit Board	Surface Mount

Mechanical Attachment

PCB Mount Retention Type	Boardlock
Mating Alignment	Without
PCB Mount Retention	With
PCB Mount Alignment	With
Connector Mounting Type	Board Mount

Housing Features

Centerline (Pitch)	1.27 mm[.05 in]
Housing Material	Thermoplastic

Dimensions

Connector Length	32.87 mm[1.3 in]
Connector Height	9.4 mm[.37 in]
Connector Width	5.03 mm[.198 in]
Row-to-Row Spacing	2.54 mm[.1 in]
Stack Height	13.08 mm[.514 in]
PCB Thickness (Recommended)	1.57 mm[.062 in]

Usage Conditions

Operating Temperature Range	-65 – 105 °C[-85 – 221 °F]
-----------------------------	----------------------------

Operation/Application



Solder Process Feature	Board Standoff
------------------------	----------------

Circuit Application	Signal
---------------------	--------

Industry Standards

Agency/Standard	UL
-----------------	----

Approved Standards	CSA LR7189, UL E28476
--------------------	-----------------------

UL Flammability Rating	UL 94V-0
------------------------	----------

Packaging Features

Packaging Quantity	13
--------------------	----

Packaging Type	Tube
----------------	------

Product Compliance

[For compliance documentation, visit the product page on TE.com>](#)

EU RoHS Directive 2011/65/EU	Compliant
------------------------------	-----------

EU ELV Directive 2000/53/EC	Compliant
-----------------------------	-----------

China RoHS 2 Directive MIIT Order No 32, 2016	No Restricted Materials Above Threshold
---	---

EU REACH Regulation (EC) No. 1907/2006	Current ECHA Candidate List: JUNE 2023 (235) Candidate List Declared Against: JAN 2023 (233) Does not contain REACH SVHC
--	--

Halogen Content	Low Halogen - Br, Cl, F, I < 900 ppm per homogenous material. Also BFR/CFR/PVC Free
-----------------	---

Solder Process Capability	Reflow solder capable to 260°C
---------------------------	--------------------------------

Product Compliance Disclaimer

This information is provided based on reasonable inquiry of our suppliers and represents our current actual knowledge based on the information they provided. This information is subject to change. The part numbers that TE has identified as EU RoHS compliant have a maximum concentration of 0.1% by weight in homogenous materials for lead, hexavalent chromium, mercury, PBB, PBDE, DBP, BBP, DEHP, DIBP, and 0.01% for cadmium, or qualify for an exemption to these limits as defined in the Annexes of Directive 2011/65/EU (RoHS2). Finished electrical and electronic equipment products will be CE marked as required by Directive 2011/65/EU. Components may not be CE marked. Additionally, the part numbers that TE has identified as EU ELV compliant have a maximum concentration of 0.1% by weight in homogenous materials for lead, hexavalent chromium, and mercury, and 0.01% for cadmium, or qualify for an exemption to these limits as defined in the Annexes of Directive 2000/53/EC (ELV). Regarding the REACH Regulation, the information TE provides on SVHC in articles for this part number is based on the latest European Chemicals Agency (ECHA) 'Guidance on requirements for substances in articles' posted at this URL: <https://echa.europa.eu/guidance-documents/guidance-on-reach>

Compatible Parts




TE Part # 5-104069-2
50 sys 50 hdr drra shrd sn



TE Part # 5-104068-4
40 SYSTEM 50 HDR DRST SHRD



TE Part # 5-104068-5
50 SYSTEM 50 HDR DRST SHRD



TE Part # 5-104549-7
50 SYS50 S/M HDR DRST SHRDSN



TE Part # 6-103916-3
50 sys 50 hdr drst unshrd sn



TE Part # 5-104666-4
50 SYSTEM 50 HDR DRST SHRD SN



TE Part # 5-147377-5
50 SYS50 SMT HDR DR SHD SN



TE Part # 5-104118-1
50 SYS 50 HDR DRRA UNSHRD SN



TE Part # 5-104477-5
50 SYSTEM 50 HDR DRRA SHRD SN



TE Part # 5-147378-5
50 SYS50 SMT RCP DR SHD SN



TE Part # 5-147380-1
50SYS 50 HDR DRST SHRD SN



TE Part # 1825601-1
50 SYS50 SMT HDR DR SHD SN W/O

Also in the Series | **AMPMODU System 50**



PCB Headers & Receptacles(1012)

Customers Also Bought



TE Part #1735482-1
0.8FH,R17H.5,040,08/Sn,TR,SC



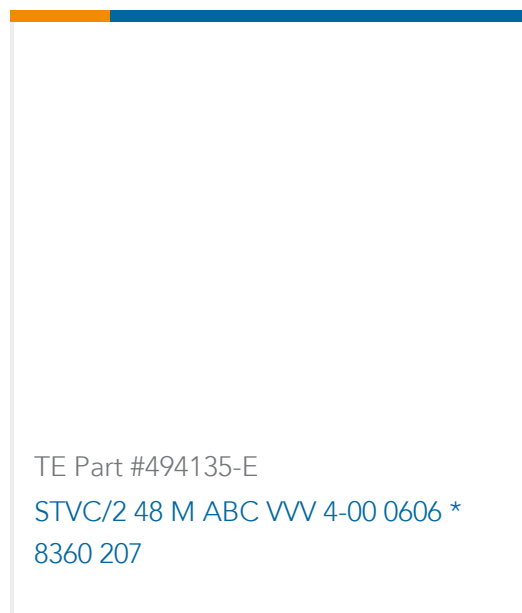
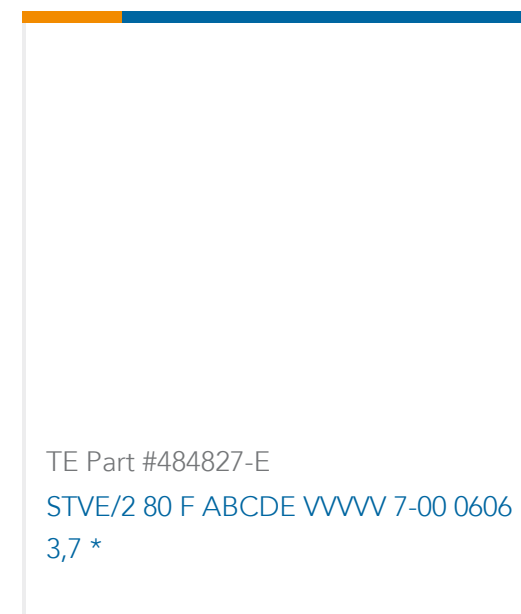
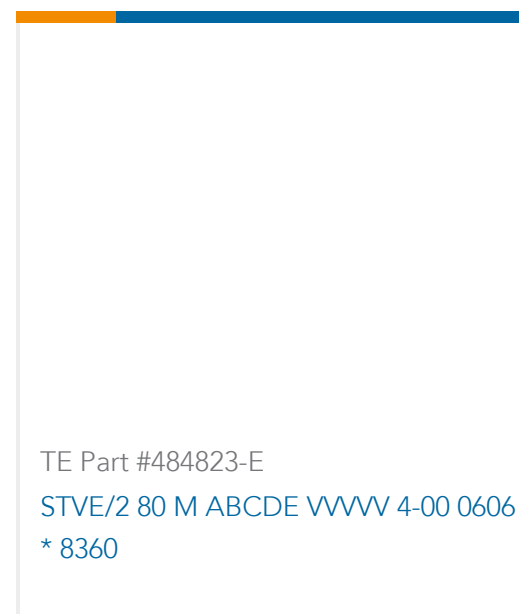
TE Part #5-104069-2
50 sys 50 hdr drra shrd sn



TE Part #1-827932-8
2X18P MOD2 STIFTEI



TE Part #3-644767-6
06P MTA156 HDR ASSY FL ST LF



Documents

CAD Files

3D PDF

3D

Customer View Model

[ENG_CVM_CVM_5-104550-6_S.2d_dxf.zip](#)

English

Customer View Model

[ENG_CVM_CVM_5-104550-6_S.3d_igs.zip](#)

English

Customer View Model

[ENG_CVM_CVM_5-104550-6_S.3d_stp.zip](#)

English

By downloading the CAD file I accept and agree to the [Terms and Conditions](#) of use.

Datasheets & Catalog Pages

[AMPMODU_INTERCONNECTION_SYSTEM_SECTION3AND4](#)

English

[Fine Pitch Stacking Connectors - 1.27mm AMPMODU System 50 Connectors](#)

English

Product Specifications

[Application Specification](#)

English

Product Environmental Compliance

[TE Material Declaration](#)

English

5-104550-6

PCB Mount Receptacle, Vertical, Board-to-Board, 50 Position, 1.27 mm [.05 in]
Centerline, Gold, Surface Mount, Signal, Black, AMPMODU System 50

