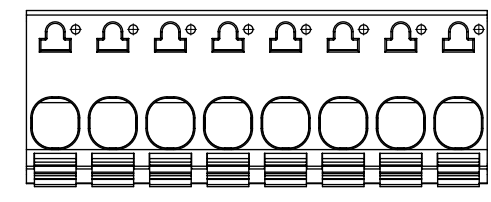
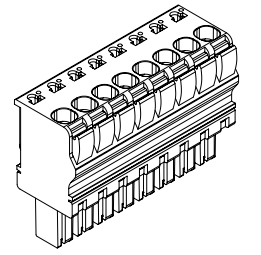
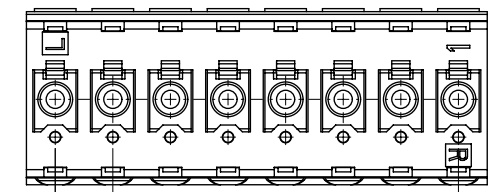
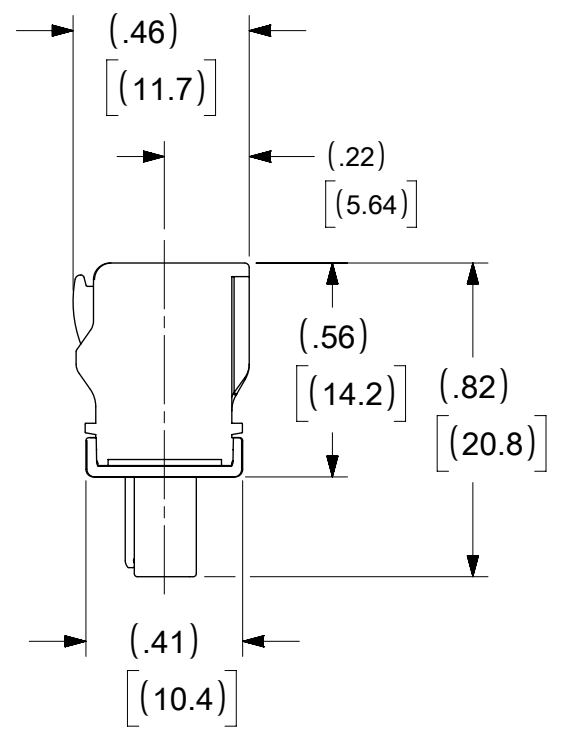
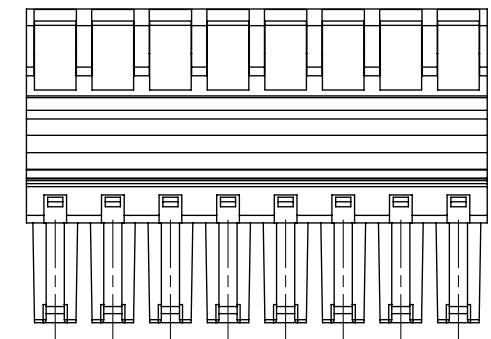


CIRCUITS	ENGINEERING NUMBER	PART NUMBER	COLOR
2	MX-CBF020RT-0V	397700005	GREEN
2	MX-CBF020RT-0N	397700001	BLACK
4	MX-CBF040RT-0V	TBD	GREEN
4	MX-CBF040RT-0N	397700002	BLACK
6	MX-CBF060RT-0V	TBD	GREEN
6	MX-CBF060RT-0N	397700003	BLACK
8	MX-CBF080RT-0V	TBD	GREEN
8	MX-CBF080RT-0N	397700004	BLACK

(A1)



$L = A + .150$
 $[L = A + 3.81]$



.150 PITCH
 $[3.81]$

$A = .150 \times (\text{POLES} - 1)$
 $[A = 3.81 \times (\text{POLES} - 1)]$

NOTES:

- MATERIAL:
 - BODY: PA66 V-0
 - SCREW: BRASS
 - CLAMP: BRASS
 - SPRING/PIN: BRASS
- RATING: 300V (UL)
- WIRE: 14-30AWG STRANDED 11A
14-30AWG SOLID 9A
- OPERATING TEMPERATURE RANGE: -40°C TO +110°C
- CONTACT RESISTANCE: <15mΩ
- WIRE STRIP LENGTH: 105 - 11.5 MM (.41-.45IN)
- ROHS COMPLIANT
- UL FILE: E48521

THIS DRAWING CONTAINS INFORMATION THAT IS PROPRIETARY TO MOLEX ELECTRONIC TECHNOLOGIES, LLC AND SHOULD NOT BE USED WITHOUT WRITTEN PERMISSION									
SYMBOLS		DIMENSION UNITS		SCALE		CURRENT REV DESC: ADDED P/N 397700005			
= 0		INCH[MM]		2:1					
= 0		GENERAL TOLERANCES (UNLESS SPECIFIED)							
= 0		MM		INCH					
= 0		4 PLACES ±		±		EC NO: 607092			
= 0		3 PLACES ±		± .010		DRWN: ABENJAMINLW 2018/11/02			
= 0		2 PLACES ±		± .25		CHK'D: MBRZOZOWSKI 2018/11/02			
= 0		1 PLACE ±		±		APPR: JFMURPHY 2019/01/07			
= 0		0 PLACES ±		±		INITIAL REVISION:			
= 0		ANGULAR TOL ±		± .5°		DRWN: BRUPERT 2016/09/09		DOCUMENT NUMBER	
= 0		DRAFT WHERE APPLICABLE		THIRD ANGLE PROJECTION		APPR: JFMURPHY 2016/10/07		SD-39770-001	
= 0		MUST REMAIN WITHIN DIMENSIONS		DRAWING		SERIES		DOC TYPE DOC PART REVISION	
				B-SIZE		39770		PSD 001 A1	
						SEE CHART		GENERAL MARKET	
						1 OF 1			