


5MFD0903



Electrical Characteristics (UL/CSA STD. 248-14)

Testing current	Blow Time	
	Minimum	Maximum
100%	4 Hrs.	N/A
135%	N/A	1 Hr
200%	N/A	5 Sec

Approvals



Safety Agency Approvals	Type	Amp range / volt @ I.R. ability
Listed File No. E20624 Certified File No. LR39772	5MF / 5MFP	80mA - 3A / 250V AC@ 200A 80mA - 8A / 125V AC@ 10,000A
File No. JET1037-31003-1001, JET1037-31003-1003 File No. JET1037-31003-1002	5MF / 5MFP 5MF	1A - 5A / 125V AC@ 500A >5A - 15A / 125V AC@ 300A

Operating Temperature

-55°C to +125°C

Physical Specification

Materials

Glass body / Nickel Plated Brass Caps

Lead wire:

- Tin-lead plated Copper,
- Diameter 0.032", 5A and less
- Diameter 0.040", 6A and above

Marking

On fuse:

"bel", "5MF", "Current Rating", "Voltage Rating",
and "Appropriate Safety Logos"

On label:

Above info plus "CE" and interrupting rating

Voltage on fuse:

250V for 80mA to 3A; 125V for rating above 3A

Packaging

1. In bulk:

5MF - 1,000 pcs per box; 5MFP - 500 pcs per box

2. On Axial Tape & Reel:

1,500 pcs per reel

3. Tape & Reel specification:

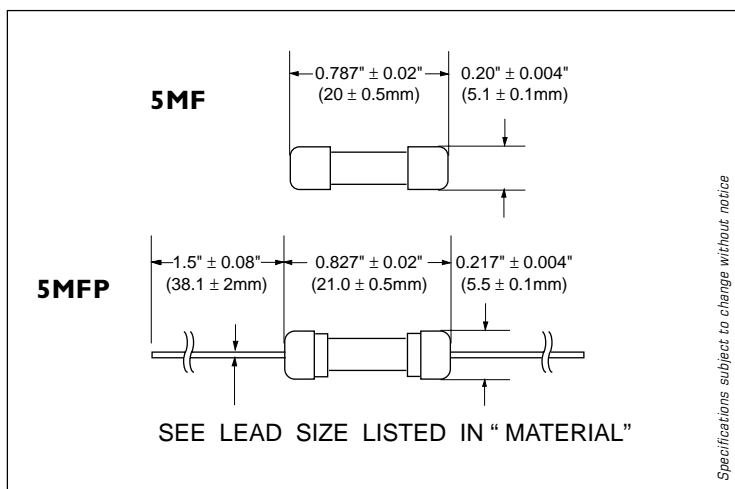
per EIA-296-E & IEC 286-1

@ 10mm Pitch and 63.5mm inside Tape Spacing

Catalog Number	Ampere Rating	Typical Cold Resistance (ohm)	Volt-drop @100% I_n (Volt) max.	Melting $I^2T < 10$ mSec (A ² Sec)	Melting $I^2T @10 I_n$ (A ² Sec)	Maximum Power Dissipation (W)
5MF (P) 80	80mA	10.2	3.05	0.0004	0.0004	0.32
5MF (P) 100	100mA	7.2	2.65	0.0009	0.0008	0.35
5MF (P) 125	125mA	6.8	3.64	0.0017	0.0015	0.60
5MF (P) 200	200mA	3.4	2.76	0.007	0.006	0.72
5MF (P) 250	250mA	2.4	2.40	0.014	0.013	0.79
5MF (P) 300	300mA	1.7	2.09	0.028	0.027	0.84
5MF (P) 500	500mA	0.84	1.58	0.116	0.113	1.04
5MF (P) 700	700mA	0.18	0.22	0.390	0.370	0.20
5MF (P) 1	1A	0.12	0.20	0.88	0.85	0.26
5MF (P) 1.25	1.25A	0.09	0.19	1.50	1.48	0.31
5MF (P) 1.5	1.5A	0.07	0.18	2.58	2.58	0.36
5MF (P) 2	2A	0.05	0.17	4.4	4.5	0.44
5MF (P) 2.5	2.5A	0.04	0.16	7.6	7.8	0.52
5MF (P) 3	3A	0.03	0.15	13	14	0.59
5MF (P) 3.5	3.5A	0.026	0.14	17	18	0.66
5MF (P) 4	4A	0.022	0.14	22	24	0.73
5MF (P) 5	5A	0.017	0.13	38	41	0.86
5MF (P) 6	6A	0.013	0.12	66	72	0.98
5MF (P) 7	7A	0.011	0.12	86	95	1.10
5MF (P) 8	8A	0.010	0.12	113	126	1.22

Consult manufacturer for other ratings

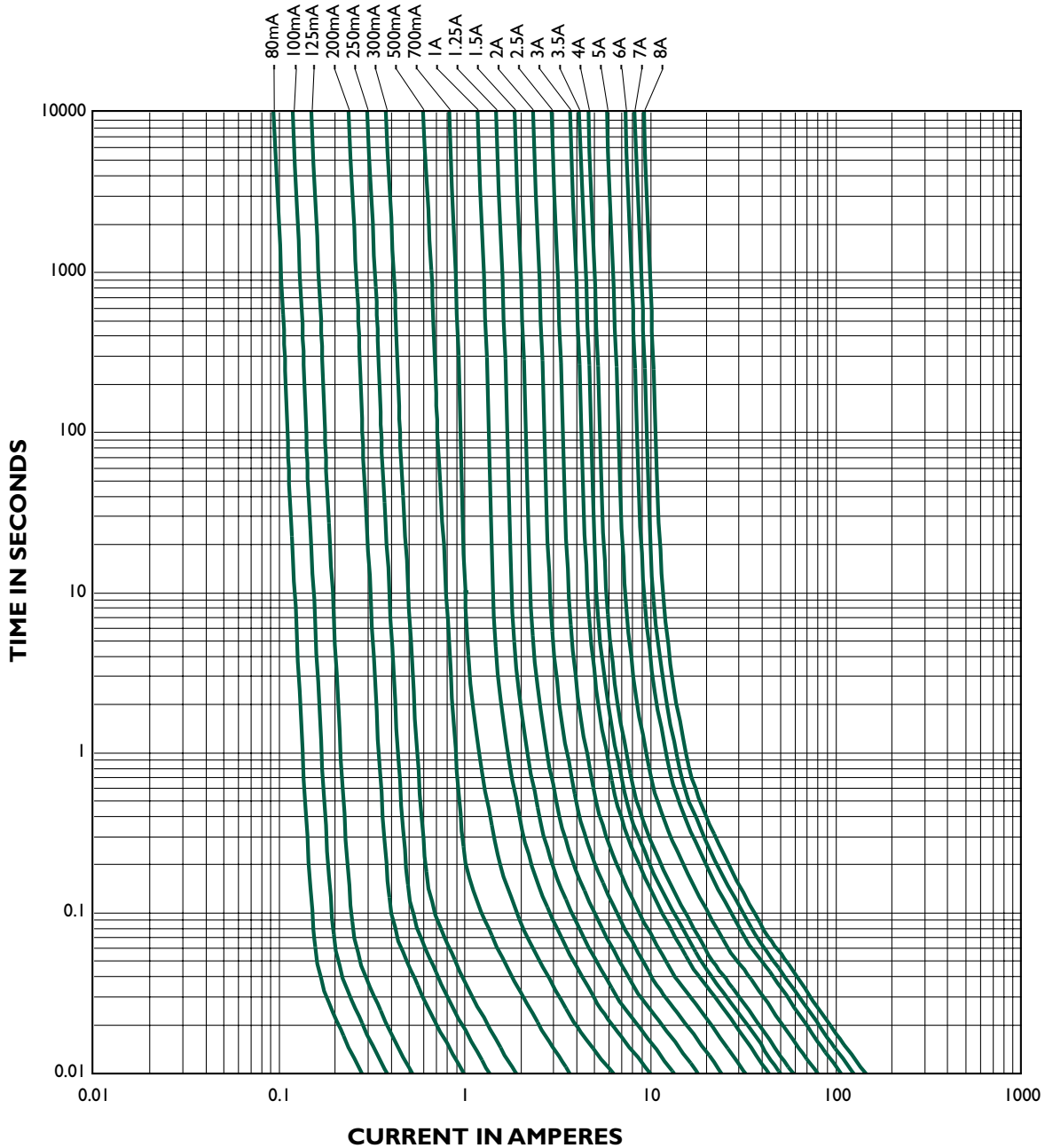
Mechanical Dimensions



Specifications subject to change without notice

ORDERING INFORMATION SEE PAGES 67 & 68

5MF / 5MFP - TIME CURRENT CHARACTERISTIC CURVE



Specifications subject to change without notice

NOTE - see important information under "User Guide" on P.08

Corporate Office
Bel Fuse Inc.
 206 Van Vorst Street, Jersey City, NJ 07302
 Tel: 201-432-0463
 Fax: 201-432-9542
 E-Mail: belfuse@belfuse.com
 Website: www.belfuse.com

Far East Office
Bel Fuse Ltd.
 8F/8 Luk Hop Street
 San Po Kong
 Kowloon, Hong Kong
 Tel: 852-2328-5515
 Fax: 852-2352-3706

European Office
Bel Fuse Europe Ltd.
 Preston Technology Management Centre
 Marsh Lane, Preston PR1 8UD
 Lancashire, U.K
 Tel: 44-1772-556601
 Fax: 44-1772-888366