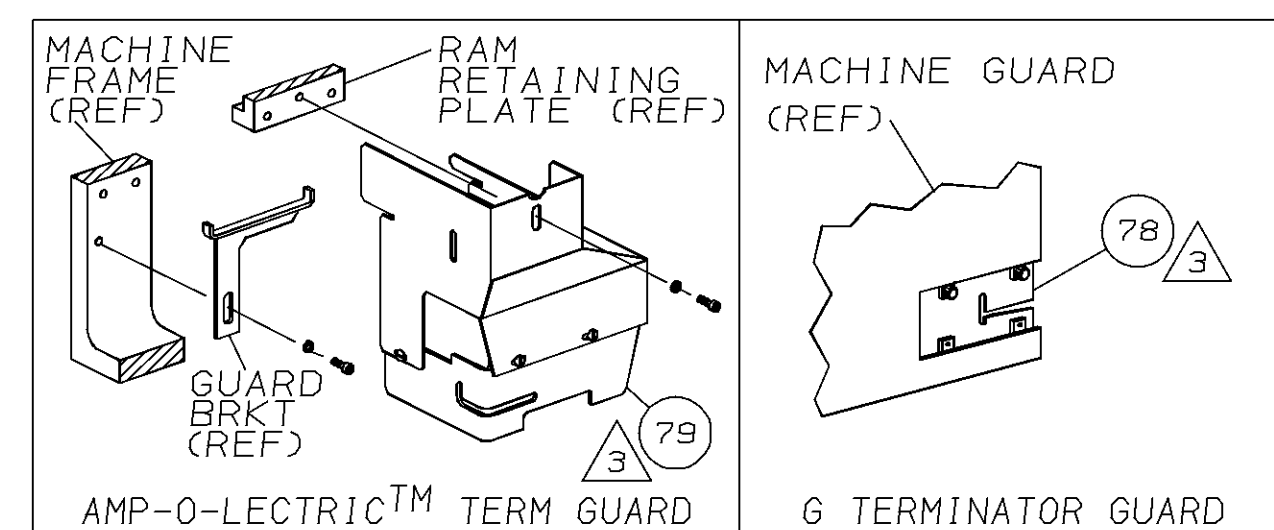
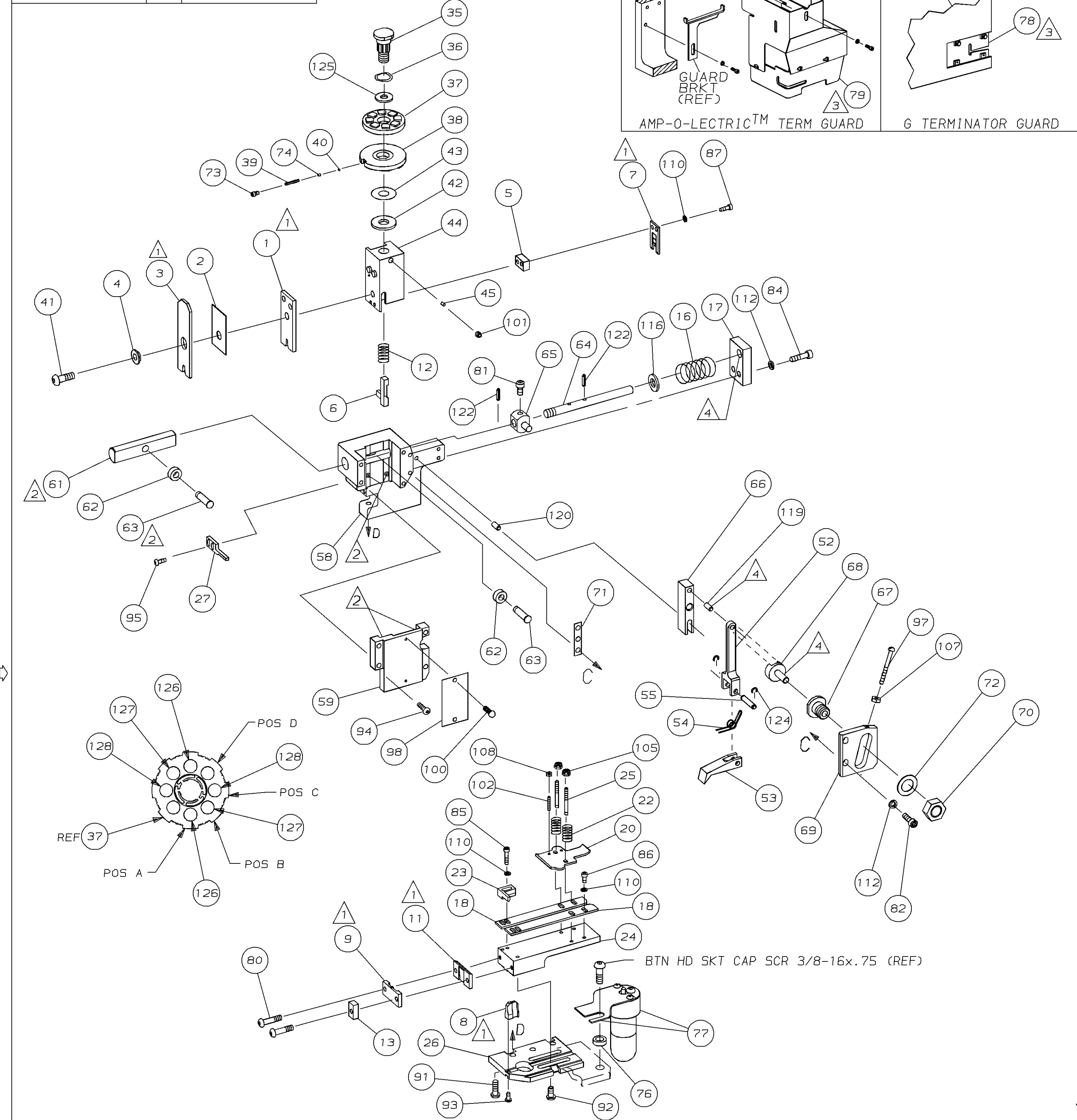


PART NUMBER	REV	FIRST USED
680169-1	A	122500-1
680169-2	A	565435-5

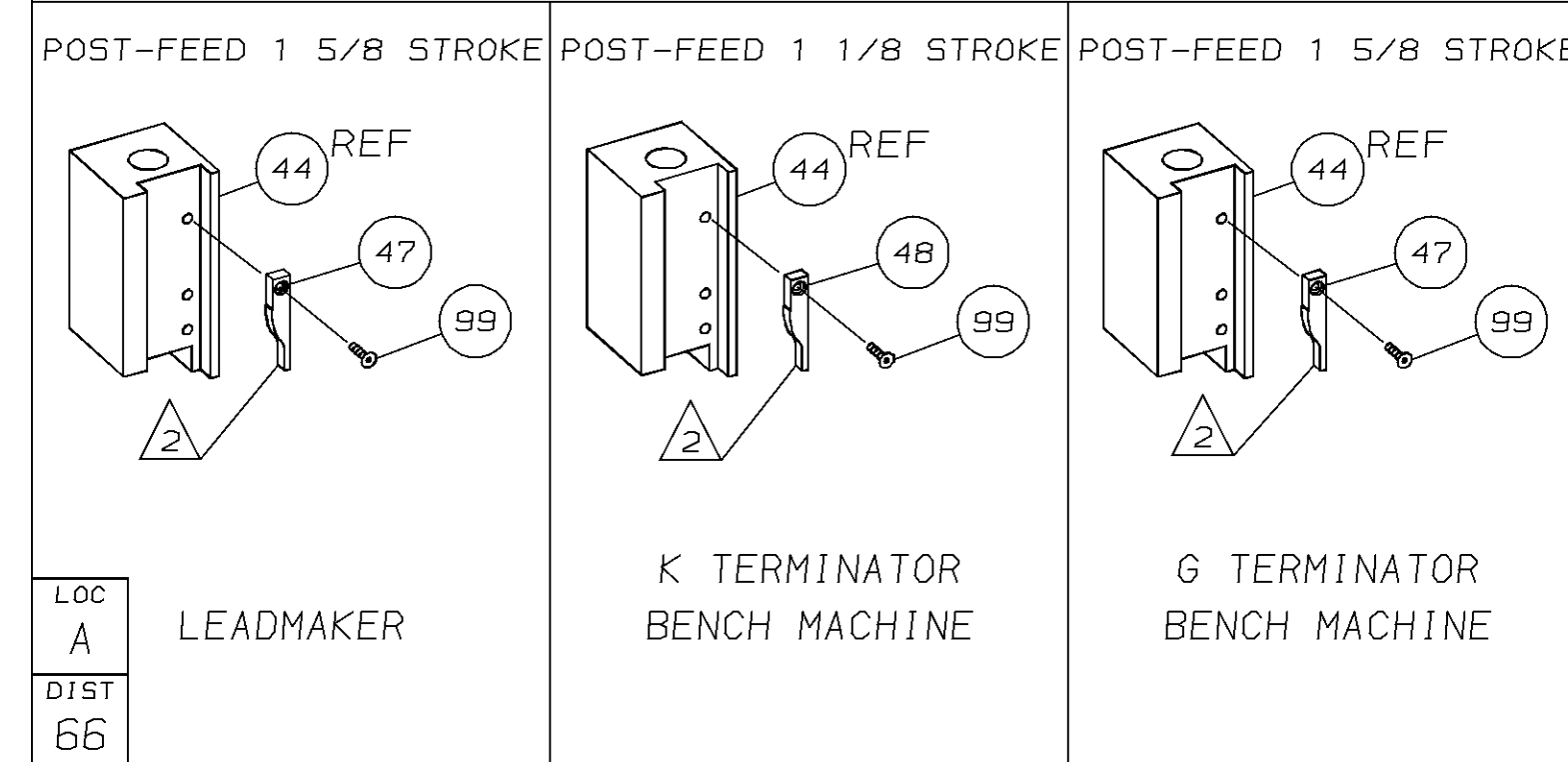


TERMINAL NAME: .250 SERIES FASTIN-ON RECEPTAL			
160811			
CRIMPING DATA			
PAD LTR	CRIMP HEIGHT	WIRE SIZE	
A	.104 ±.002 [2.63 ±0.05mm]	6 mm ²	
B	.096 ±.002 [2.44 ±0.05mm]	5 mm ²	
C	.088 ±.002 [2.25 ±0.05mm]	4 mm ²	
D	NOT	USED	
CRIMP	SIZE	TYPE	RANGE
WIRE	.160 [4.06mm]	F	4 mm ² -6 mm ²
INSUL	.210 [5.33mm]	0	3.4mm-5.1mm
WIRE STRIP LENGTH	TERM APPL	SPEC	FEED
-	-	-	.845
APPL INSTRUCTION		SET UP GAGE	LAYOUT
408-8039		458638-1	L1650

LEADMAKER & BENCH MODEL G		MECH POST FEED				
BENCH MODEL K		MECH POST FEED				
REF	REF	-	A	22594-8	NUT, HEX	70
REF	REF	-	B	240628-1	PLATE, ADJ	69
REF	REF	-	B	240626-1	SHAFT, PIVOT	68
REF	REF	-	B	240633-1	BUSHING	67
REF	REF	-	A	455680-1	LEVER, INTERMEDIATE	66
REF	REF	-	B	240629-1	BLOCK, PIVOT	65
REF	REF	-	A	240632-2	SCR, ADJ	64
REF	REF	-	B	240659-3	PIN, CAM ROLLER	63
REF	REF	-	B	240658-1	CAM, ROLLER	62
REF	REF	-	B	454398-1	ROD, FEED	61
REF	REF	-	C	454220-1	CAP, RAM	60
REF	REF	-	D	453736-1	HOUSING	59
REF	REF	-	B	240624-1	PIN, FEED FINGER	55
REF	REF	-	B	691499-1	SPRING, FEED FINGER	54
REF	REF	-	B	240635-1	FINGER, FEED	53
REF	REF	-	B	240634-3	LEVER, TERMINAL	52
REF	REF	-	B	690501-3	CAM, POST FEED 1 1/8 ST	48
REF	REF	-	B	690501-4	CAM, POST-FEED 1 5/8 ST	47
REF	REF	-	A	690191-1	PLUG, NYLON	45
REF	REF	-	C	455674-1	RAM	44
REF	REF	-	A	690125-1	WASHER, LAMINATED	43
REF	REF	-	A	690124-1	WASHER, RAM	42
REF	REF	-	A	7-21002-9	BOLT, CRIMPER (5/16-24x1.00)	41
REF	REF	-	A	23241-6	BALL, STEEL	40
REF	REF	-	A	690170-1	SPRING, COMPRESSION	39
REF	REF	-	C	690142-1	DISC, INSULATION	38
REF	REF	-	D	354777-1	WIRE DISC, PLASTIC	37
REF	REF	-	A	22480-5	WASHER, SPRING	36
REF	REF	-	B	690212-1	POST, RAM	35
REF	REF	-	D	458980-2	APPLICATOR, BASIC (SUB ASSY)	32
REF	REF	-	C	455676-1	PLATE, BASE	26
REF	REF	-	A	22354-8	DRAG, STUD	25
REF	REF	-	B	458803-5	PLATE, STRIP GUIDE	24
REF	REF	-	C	240825-2	PLATE, STRIP HOLD DOWN	23
REF	REF	-	A	4-22281-1	SPRING, DRAG	22
REF	REF	-	A	454177-1	DRAG, STOCK	20
REF	REF	-	C	1-454204-0	GUIDE, STRIP (FRONT)	18
REF	REF	-	A	454178-1	GUIDE, FEED ROD	17
REF	REF	-	A	4-22284-9	SPRING, FEED RETURN	16
REF	REF	-	C	690481-2	SPACER, HOLD DOWN	13
REF	REF	-	A	23846-1	SPRING, HOLD DOWN	12
REF	REF	-	B	240833-2	PLATE, REAR SHEAR	11
REF	REF	-	B	690482-3	PLATE, FRONT SHEAR	9
REF	REF	-	D	9-683452-3	ANVIL	8
REF	REF	-	B	690474-3	BLADE, SLUG	7
REF	REF	-	D	2-455892-7	HOLD DOWN, TERMINAL	6
REF	REF	-	C	6-240641-9	SPACER, SLUG BLADE	5
REF	REF	-	B	2-238009-5	SPACER, BLOCK CRIMPER	4
REF	REF	-	C	854830-4	CRIMPER, INSULATION	3
REF	REF	-	B	1-455888-3	SPACER, CRIMPER	2
REF	REF	-	C	456414-1	CRIMPER, WIRE	1



QTY	REF	U/M	DWG SIZE	PART NO	DESCRIPTION	ITEM NO
2	2	-	C	6-354778-4	PIN, WIRE DISC (.2815)C	129
2	2	-	C	4-354778-7	PIN, WIRE DISC (.2730)B	128
2	2	-	C	2-354778-7	PIN, WIRE DISC (.2630)A	126
1	1	-	A	986950-1	WASHER, FLAT PRECISION	125
REF	REF	-	A	21045-3	RING, RET "C" (Ø.187)FD PIN	124
REF	REF	-	A	5-21028-1	PIN, STD SPRING (Ø.12)FD ADJ ROD	123
REF	REF	-	A	1-21030-7	PIN, DOWEL (Ø.187x1.50)HSG	120
REF	REF	-	A	1-21030-1	PIN, DOWEL (Ø.187x.50)LEVER	119
REF	REF	-	A	21899-4	WASHER, FLAT (Ø5/16)SCR ADJ	116
REF	REF	-	A	21024-5	WASHER, LOCK (NO.10)FD ROD GDE	112
7	7	-	A	21024-4	WASHER, LOCK (NO.8)SHEAR BL	110
2	2	-	A	21018-4	NUT, HEX (4-40)DRAG	108
REF	REF	-	A	21018-5	NUT, HEX (6-32)FD ADJ PL	107
2	2	-	A	21022-2	NUT, HEX SL (8-32)DRAG STUD	105
2	2	-	A	2-21006-6	SCR, SKT SET (4-40x.62)DRAG	102
1	1	-	A	21009-2	SCR, SKT SET (1/4-20x.25)RAM	101
2	2	-	A	21017-2	SCR, DRIVE (#2x.19)ID PLATE	100
1	1	-	A	1-21002-7	SCR, BHC (6-32x.38)CAM	99
1	1	-	B	461264-1	PLATE, IDENTIFICATION	98
REF	REF	-	A	6-23715-5	SCR, PAN HD (6-32x1.50)FEED ADJ	97
2	2	-	A	2-21002-2	SCR, BHC (8-32x.50)STRIPPER	95
REF	REF	-	A	2-21002-9	SCR, BHC (10-32x.75)HSG CAP	94
1	1	-	A	22733-8	SCR, BHC (8-32x.38 LW)ANVIL	93
4	4	-	A	3-21002-3	SCR, BHC (1/4-20x.50)ST 6D PL	92
REF	REF	-	A	2-22733-8	SCR, BHC (1/4-20x.62)BASE PL	91
2	2	-	A	2-21000-7	SCR, SHC (8-32x.50)SLUG BLADE	87
3	3	-	A	2-21000-6	SCR, SHC (8-32x.38)STRIP GUIDE	86
2	2	-	A	2-21000-9	SCR, SHC (8-32x.75)R STRIP GUIDE	85
REF	REF	-	A	3-21000-7	SCR, SHC (10-32x.75)FEED ROD GDE	84
REF	REF	-	A	3-21000-6	SCR, SHC (10-32x.62)FEED ADJ PL	82
REF	REF	-	A	3-21000-4	SCR, SHC (10-32x.38)PIVOT BLOCK	81
2	2	-	A	3-21002-0	SCR, BHC (10-32x.88)SHEAR PL	80
REF	REF	-	A	455745-1	GUARD, WINDOW	79
-	REF	-	A	679532-1	INSERT, GUARD	78
1	-	-	C	465184-9	LUBRICATOR ASSY	77
1	-	-	A	454406-1	SPACER, LUB BRACKET	76
1	1	-	A	690603-1	SPRING, ASSIST	74
1	1	-	A	23030-1	SCR, SKT CAP (6-32x.25)CP DSC	73
REF	REF	-	A	458109-1	WASHER, FLAT (SPECIAL)	72
REF	REF	-	A	690517-1	SPACER	71



- 1 RECOMMENDED SPARE PARTS.
- 2 GREASE LIGHTLY.
- 3 GUARD MUST BE IN PLACE WHEN OPERATING APPLICATOR IN A BENCH MACHINE.
- 4 LUBRICATE DAILY USING NO. 20 MACHINE OIL.
- 5. ITEMS WITH QTY OF REF SPECIFIED (EXCEPT ITEMS 78 AND 79) ARE USED ON ITEM 32.
- 6 ITEM 78 USED WITH G TERMINATOR ONLY.
- 7 SILVER PLATED TERMINALS REQUIRE LUBRICATION

THIS DRAWING IS A CONTROLLED DOCUMENT FOR AMP INCORPORATED. IT IS SUBJECT TO CHANGE AND THE CONTROLLING ENGINEERING ORGANIZATION SHOULD BE CONTACTED FOR THE LATEST REVISION.

THIS INFORMATION IS CONFIDENTIAL AND IS DISCLOSED TO YOU ON CONDITION THAT NO FURTHER DISCLOSURE IS MADE BY YOU TO OTHER THAN AMP PERSONNEL WITHOUT WRITTEN AUTHORIZATION FROM AMP INCORPORATED, HARRISBURG, PA.

DIMENSIONS IN INCHES. DO NOT SCALE PRINT. TOLERANCES UNLESS OTHERWISE SPECIFIED:
 2 PLC DEC ±
 3 PLC DEC ±
 4 PLC DEC ±
 ANGLES ±
 SURF TEXTURE: ✓
 REMOVE BURRS, BREAK SHARP EDGES R.015 MAX

MATL - HT TR - FIN -
 DR B.HIGMAN 5/25/95 APP T. BEDDICK 5/25/95
 CHK 5/25/95 REL 8/30/95
 C. ERISMAN G. OCHENIS

NAME: END FEED HDM APPLICATOR MACHINE REF MINI APPL
 SCALE: - DWG NO: 680169 SHEET 1 OF 1 REV A