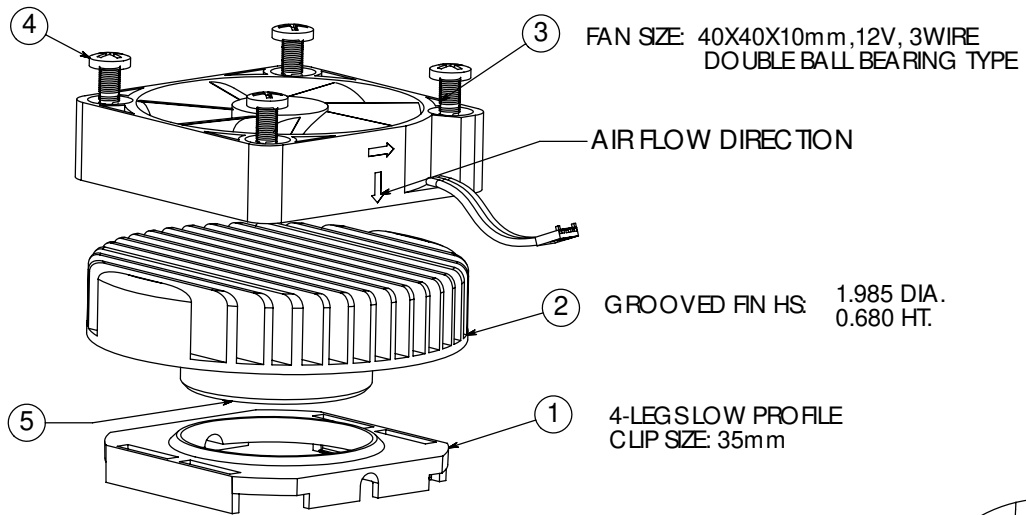


REVISION(S)			
LTR	DESCRIPTION	INIT	APP'D
O	ECN: 0S60-0180-04	E.T 8/6/04	B.P 8/10/04
A	ECR-06-011657	E.T 6/2/06	V.K 6/2/06



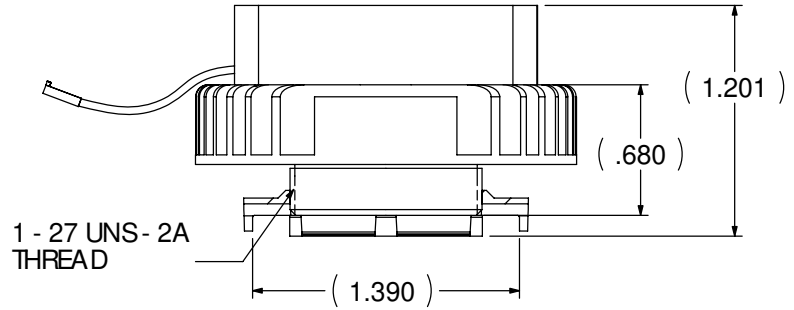
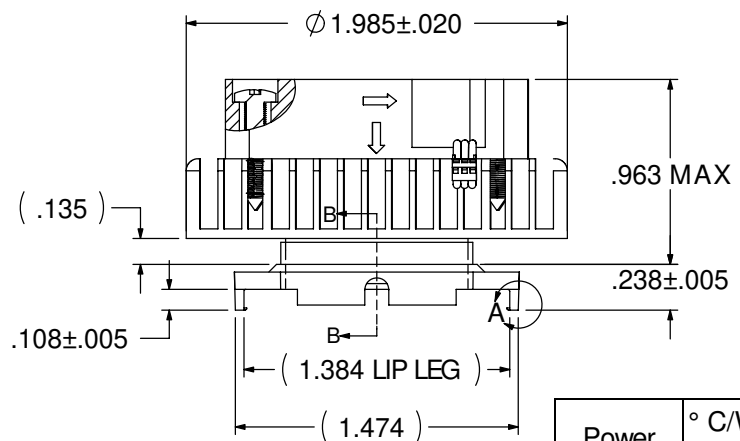
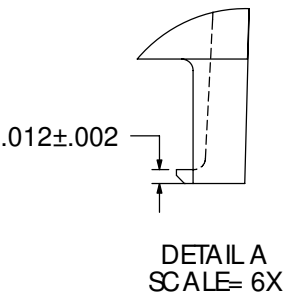
NOTE:

- MATERIAL:
HEAT SINK: ALUM. (BLACK ANODIZE)
CLIP: BLACK PEI (UL94-V0)
- BEFORE THE HEATSINK APPLICATION, THE USER SHOULD IDENTIFY THE SPECIFICATION OF MAXIMUM LOAD ON THE BGA PACKAGE.

HEATSINK TORQUE SPECIFICATIONS CONVERTED TO FORCE.

BARE DIE PACKAGE:
2.0 INCH - LB TORQUE = 8.1 LBS FORCE
2.5 INCH - LB TORQUE = 10.1 LBS FORCE

FULL SIZE LID PACKAGE:
2.0 INCH - LB TORQUE = 6.9 LBS FORCE
2.5 INCH - LB TORQUE = 8.7 LBS FORCE
- REMOVE CLIP WITH REMOVAL TOOL P/N: 1542616-1
- RoHS COMPLANT AND CERTIFIED.



Power	° C/W @ Ambient	° C/W @ 200 LFM	° C/W @ 400 LFM	° C/W @ 600 LFM	WITH FAN
5 Watts	7.90	2.90	2.35	1.55	1.45
10 Watts	7.15	3.01	2.57	1.75	1.40
15 Watts	6.69	2.96	2.60	1.78	1.41

CUSTOMER DRAWING

SPECIFICATIONS ARE SUBJECT TO CHANGE WITHOUT NOTICE

ITEM	DESCRIPTION	QTY
1	MOUNTING CLIP	1
2	HEAT SINK	1
3	FAN	1
4	SCREWS	4
5	INTERFACE	1

tyco / Electronics Attleboro Falls Massachusetts 02763

UNLESS OTHERWISE SPECIFIED TO LEFTRANCES ARE:

DO NOT SCALE

DRAWN BY: E.TAO	DATE: 8/9/04	MATERIAL: SEE NOTE
ENGINEER: B.PETROCELLI	DATE: 8/10/04	FINISH: SEE NOTE
FILENAME	PROJECT	SYSTEM

CONFIDENTIAL PROPERTY OF TYCO ELECTRONICS NOT TO BE DISCLOSED TO OTHERS REPRODUCED OR USED FOR ANY PURPOSES EXCEPT AS AUTHORIZED IN WRITING BY AN AUTHORIZED OFFICIAL OF TYCO. MUST BE RETURNED TO TYCO ON DEMAND, ON COMPLETION OF ORDERS OR OTHER PURPOSES FOR WHICH LENT.

TITLE: **35mm HEATSINK ASSEMBLY (HTS426B-U)**

DIMENSIONS ARE IN: INCHES	SCALE: 1:1	PART NO.: 9-1542005-7	SHEET: 1 OF 1
TYPED ANGLE PROJECTION	SIZE: A	DWG. NO. C-9-1542005-7	REV: A