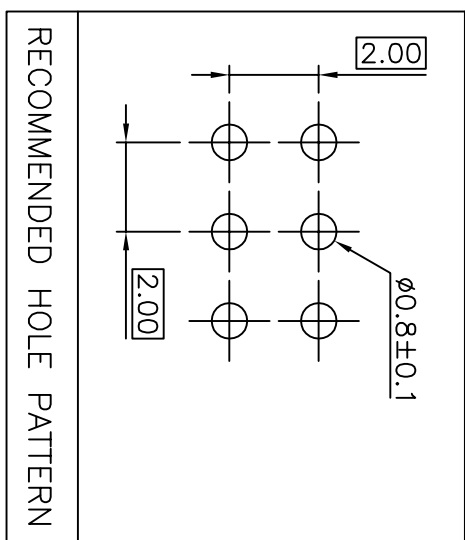
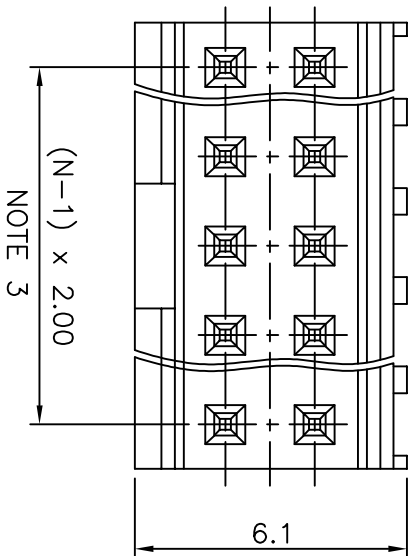


PRODUCT NUMBER
90309-XXXXLF

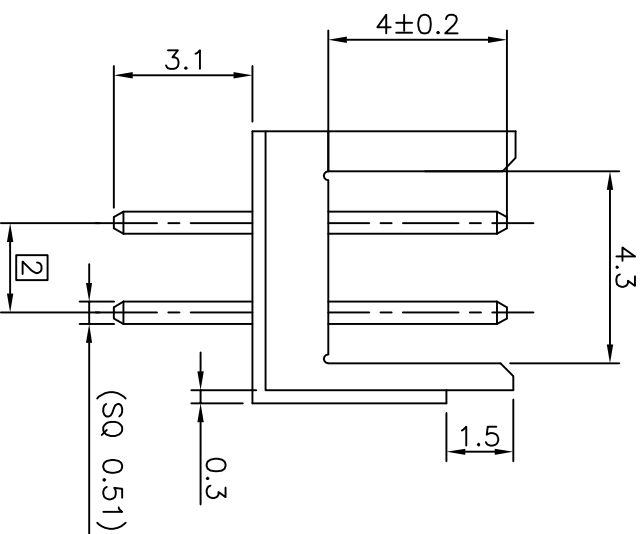
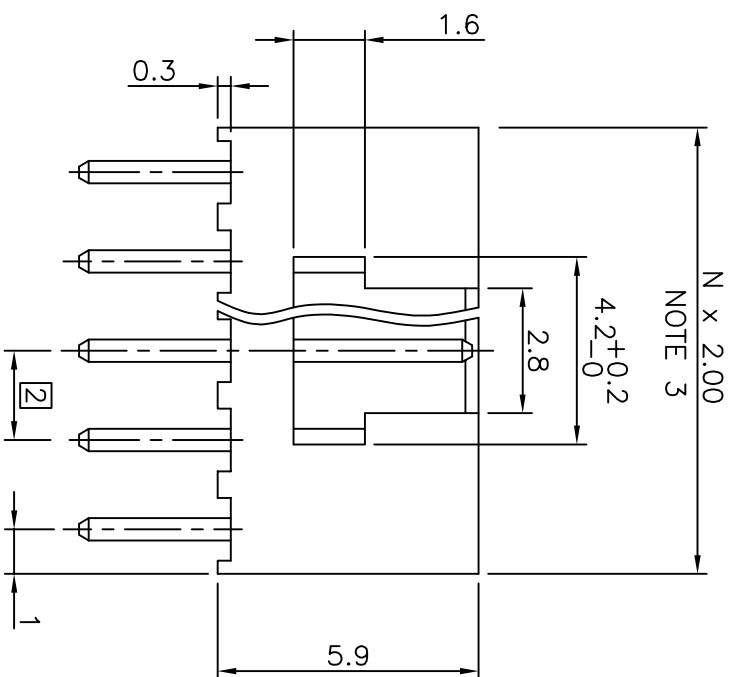
RoHS COMPATIBLE, SEE NOTE 6
PACKAGING, SEE NOTE 5
TOTAL NB OF POSITIONS, 08 TO 34

- PLATING
- 0 = 0.20µm GOLD/GXT ON CONTACT AREA
2µm MIN MATTE TIN ON TAIL
 - 1 = 0.76µm GOLD/GXT ON CONTACT AREA
2µm MIN MATTE TIN ON TAIL
 - 3 = 0.38µm GOLD/GXT ON CONTACT AREA
2µm MIN MATTE TIN ON TAIL
 - 5 = 0.38µm GXT FULL PLATED
 - 6 = 0.76µm GXT FULL PLATED
 - 7 = 0.76µm GOLD/GXT FULL PLATED
 - 9 = 0.20µm GOLD/GXT FULL PLATED
- 1.27µm Ni MIN DERPLATING



NOTES:

1. MATERIAL HOUSING: HIGH TEMP. THERMOPLASTIC
UL 94V-0, COLOR CREAM
2. MATERIAL TERMINAL: COPPER ALLOY
3. TO DETERMINE DIMENSIONS:
N = NUMBER OF POSITIONS PER ROW
4. 7N MIN. PIN RETENTION IN EITHER DIRECTION.
5. PACKAGING: = POLYBAGS
T = TUBE
6. RoHS COMPATIBLE PRODUCT SPECIFICATIONS
- a - PLATING:
 - "LF" MEANS THE PRODUCT IS LEAD-FREE,
2µm MINIMUM MATTE TIN OVER 1.27µm
MINIMUM NICKEL UNDERPLATE.
- b - MANUFACTURING PROCESS COMPATIBILITY
 - THE HOUSING WILL WITHSTAND EXPOSURE TO
260°C ±5°C SOLDER BATH TEMPERATURE FOR
5 SECONDS IN A WAVE SOLDER APPLICATION
WITH A 1.6mm MIN THICK CIRCUIT BOARD.
- c - LABELLING:
 - MEETS PACKAGING SPECS AS PER GS-14-920
- d - THIS PRODUCT MEETS EUROPEAN DIRECTIVES
AND OTHER COUNTRY REGULATIONS AS DESCRIBED
IN GS-47-0004.



mat'l. code		surface		tolerance		projection		product family	
SEE NOTES		ISO 1302		ISO 406 ISO		101		MINITEK HEADER	
ltr	ecrn no	dr	date	tolerances unless otherwise specified		mm		title	
S	F05-0128	LMU	05.02.21	linear	.X	±0.3		SHR HEADER	
T	F06-021d	LMU	06.07.04	linear	.XX	±0.13		2.00mm TMT DR	
U	F07-0191	JCO	07.09.05	±2'	.XXX	±0.05		dwg no	
V	F08-0145	ELA	15.04.08	dr	JL.CORDIER	97.07.26		sheet 1 of 1	
W	B-191901	LMU	14.10.24	engn	JL.COMPAGNON	97.07.26	size		
				chr	JL.CORDIER	97.07.26	A3		
sheet index	revision	sheet		appd	JMC	97.07.26	type		
							CUSTOMER Drawing		