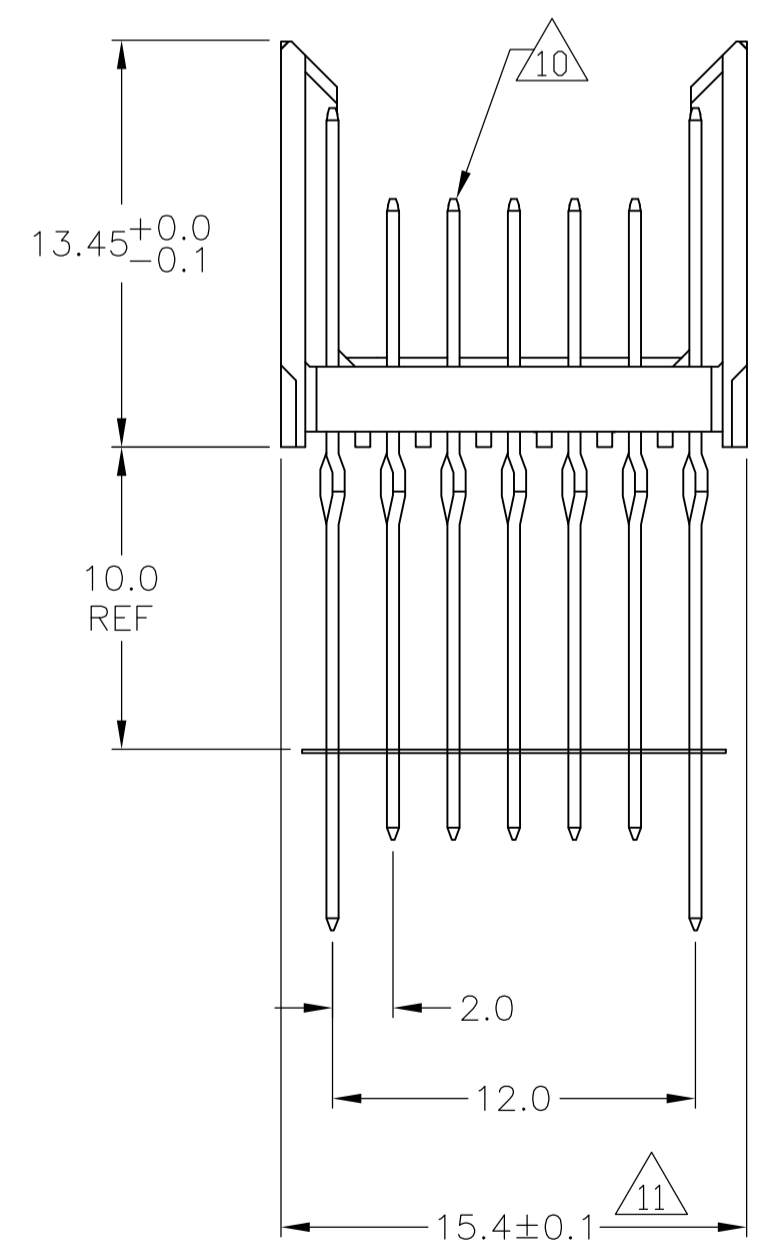
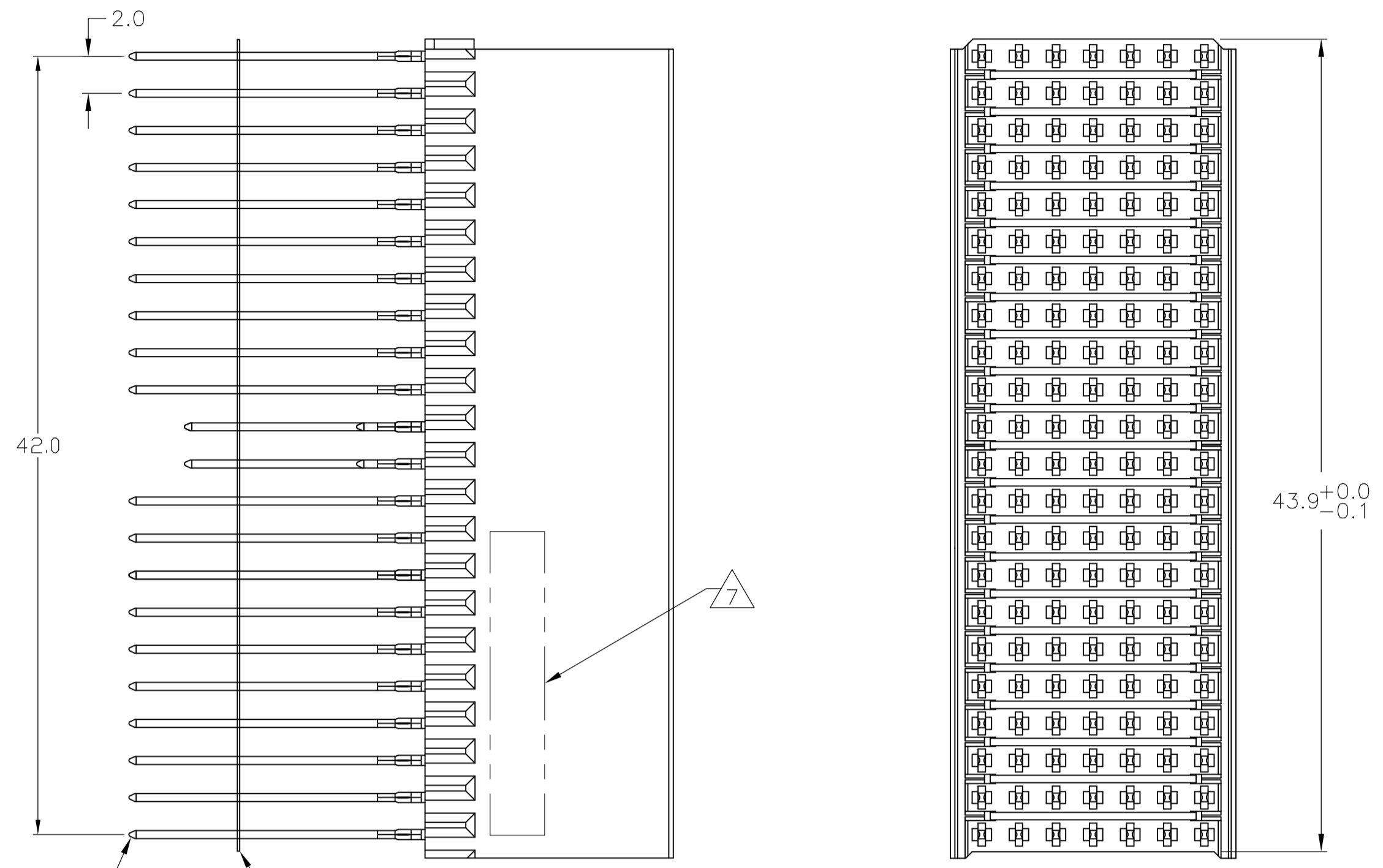
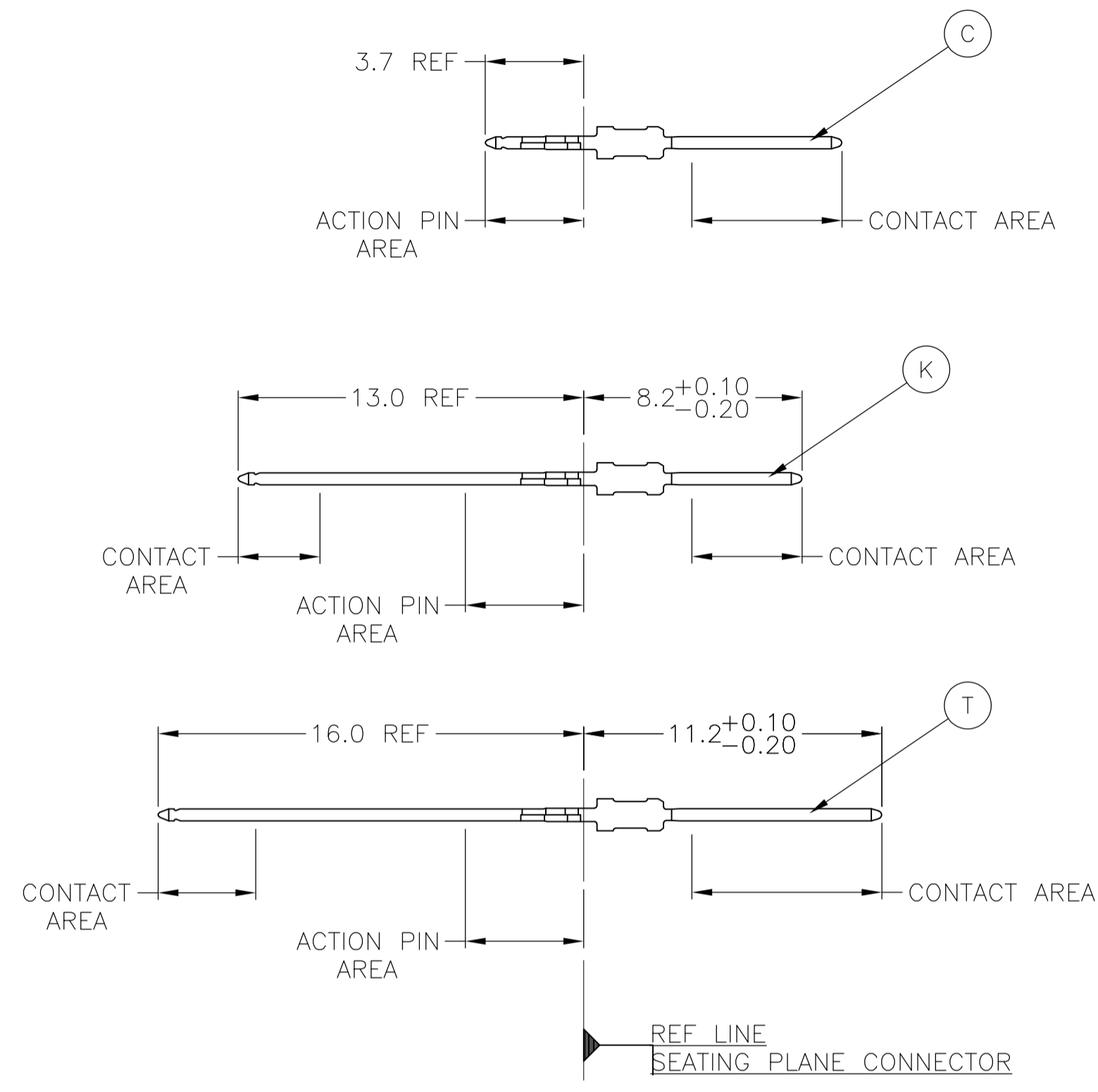


CONNECTOR ASSEMBLY EXAMPLARY LOADED ⁹




CONTACT DIMENSIONS SCALE 5:1



CONTACT LAYOUT

	z	a	b	c	d	e	f
1	T	K	K	K	K	K	T
2	T	K	K	K	K	K	T
3	T	K	K	K	K	K	T
4	T	K	K	K	K	K	T
5	T	K	K	K	K	K	T
6	T	K	K	K	K	K	T
7	T	K	K	K	K	K	T
8	T	K	K	K	K	K	T
9	T	K	K	K	K	K	T
10	T	K	K	K	K	K	T
11	C	K	K	K	K	K	C
12	C	K	K	K	K	K	C
13	T	K	K	K	K	K	T
14	T	K	K	K	K	K	T
15	T	K	K	K	K	K	T
16	T	K	K	K	K	K	T
17	T	K	K	K	K	K	T
18	T	K	K	K	K	K	T
19	T	K	K	K	K	K	T
20	T	K	K	K	K	K	T
21	T	K	K	K	K	K	T
22	T	K	K	K	K	K	T

RECOMMENDED PCB-HOLE LAYOUT COMPONENT SIDE SHOWN



PLATED THRU HOLES PARAMETERS REFERENCE APPLICATION SPECIFICATION

² / ₂	⁶ / ₅	¹² / ₁₂	1-6645179-9
² / ₂	⁵ / ₄	¹² / ₁₂	6645179-9
² / ₂	⁴ / ₃	¹² / ₁₂	6645179-4
² / ₂	³ / ₃	¹² / ₁₂	6645179-1
FINISH			PART NUMBER

THIS DRAWING IS A CONTROLLED DOCUMENT.		DIN B CARBO 19MAY05	Tyco Electronics Corporation	
DIMENSIONS: mm		CHK G SKIPPER 19MAY05	Harrisburg, Pa 17105-3608	
TOLERANCES UNLESS OTHERWISE SPECIFIED:		APVD G SKIPPER 19MAY05	NAME	
0. PLC ± -	1. PLC ± 0.1	PRODUCT SPEC		
2. PLC ± -	3. PLC ± -	108-19082		
4. PLC ANGLES ± -		APPLICATION SPEC		
MATERIAL ¹		FINISH SEE TABLE		RESTRICTED TO
WEIGHT		SIZE	CAGE CODE	DRAWING NO
		A1	00779	6645179
CUSTOMER DRAWING		SCALE 4:1		SHEET 1 OF 2

LOC		DIST		REVISIONS			
IF	LTR	DESCRIPTION	DATE	DRN	APVD		
AD	00	SEE SHEET 1	-	-	-	-	-

- 1 MATERIAL:
CONTACT: PHOSPHOR BRONZE.
HOUSING: GLASS-FILLED POLYESTER.
- 2 GENERAL PLATING SPECIFICATION: UNDERPLATING
(ENTIRE CONTACT): 1.27µm MIN NICKEL AND ACTION
PIN: 0.5µm MIN TIN.
FOR PLATING OF MATING SURFACES SEE APPLICABLE
SPECIFICATION REFERENCE FOR EACH DASH NUMBER.
- 3 CONFORMS TO ALL TESTING ACCORDING TO IEC 61076-4-101
PERFORMANCE LEVEL 2.
- 4 CONFORMS TO ALL TESTING ACCORDING TO IEC 61076-4-101
PERFORMANCE LEVEL 1.
- 5 CONNECTOR TESTED AND QUALIFIED AGAINST TELCORDIA GR-1217-CORE QUALITY LEVEL 3,
CENTRAL OFFICE APPLICATIONS.
- 6 CONNECTOR TESTED AND QUALIFIED AGAINST TELCORDIA GR-1217-CORE QUALITY LEVEL 3,
UNCONTROLLED ENVIROMENT APPLICATIONS.
- 7 CONNECTOR MARKED WITH PART NUMBER AND DATE CODE.
ADDITIONAL CHARACTERS OR MARKINGS, AS WELL AS THE LOCATION OF THE MARKINGS,
MAY BE ADDED FOR TRACEABILITY BASED UPON MANUFACTURERS DISCRETION.
- 8 PLATED-THROUGH HOLES AT 2x2mm SQUARE GRID
PATTERN DEFINED BY CONTACT LAYOUT.
- 9 FOR ACTUAL PIN LOADING SEE "CONTACT LAYOUT".
- 10 FOR ACTUAL PIN DIMENSIONS SEE "CONTACT DIMENSIONS".
- 11 TO BE MEASURED AT BOTTOM OF SHROUD.
- 12 CONNECTOR LUBRICATED WITH BELCORE APPROVED LUBRICANT,
TECHNICAL REFERENCE: TR-NWT-001217 ISSUE 1, SEP 1992.

THIS DRAWING IS A CONTROLLED DOCUMENT.		DRN B CARBO 19MAY05	tyco Tyco Electronics Corporation	
		CHK G.SKIPPER 19MAY05	Harrisburg, Pa 17105-3608	
DIMENSIONS: mm		APD G.SKIPPER 19MAY05	NAME MALE ASSEMBLY, Z-PACK 2mm HM, TYPE B	
TOLERANCES UNLESS OTHERWISE SPECIFIED: 0 PLC ± - 1 PLC ± 0.1 2 PLC ± - 3 PLC ± - 4 PLC ± - ANGLES ± -		PRODUCT SPEC 108-19082	RESTRICTED TO	
MATERIAL SEE SHEET 1		APPLICATION SPEC 114-19029	SIZE A1	CAGE CODE 00779
FINISH SEE SHEET 1		WEIGHT -	DRAWING NO 6645179	REV A
CUSTOMER DRAWING		SCALE 4:1	SHEET 2	OF 2