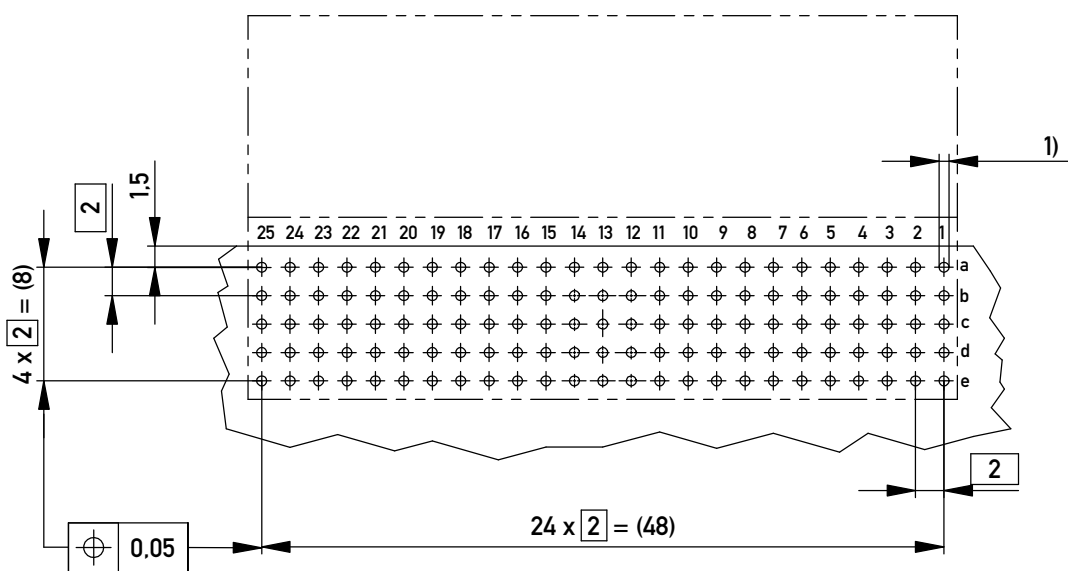


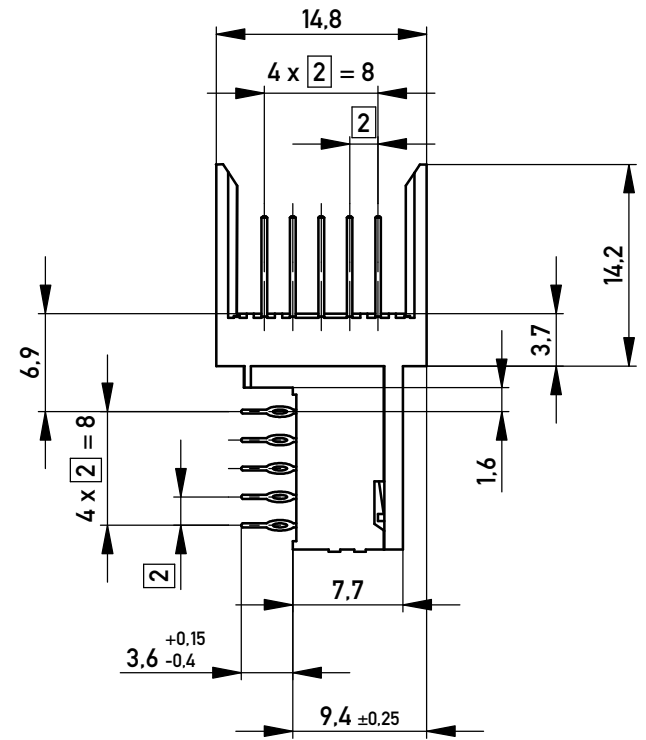
Contact Layout - *Bestückungsplan*

25	24	23	22	21	20	19	18	17	16	15	14	13	12	11	10	9	8	7	6	5	4	3	2	1		
B	B	B	B	B	B	B	B	B	B	B	B	B	B	B	B	B	B	B	B	B	B	B	B	B	B	z
B	B	B	B	B	B	B	B	B	B	B	B	B	B	B	B	B	B	B	B	B	B	B	B	B	B	a
B	B	B	B	B	B	B	B	B	B	B	B	B	B	B	B	B	B	B	B	B	B	B	B	B	B	b
B	B	B	B	B	B	B	B	B	B	B	B	B	B	B	B	B	B	B	B	B	B	B	B	B	B	c
B	B	B	B	B	B	B	B	B	B	B	B	B	B	B	B	B	B	B	B	B	B	B	B	B	B	d
B	B	B	B	B	B	B	B	B	B	B	B	B	B	B	B	B	B	B	B	B	B	B	B	B	B	e
																										f

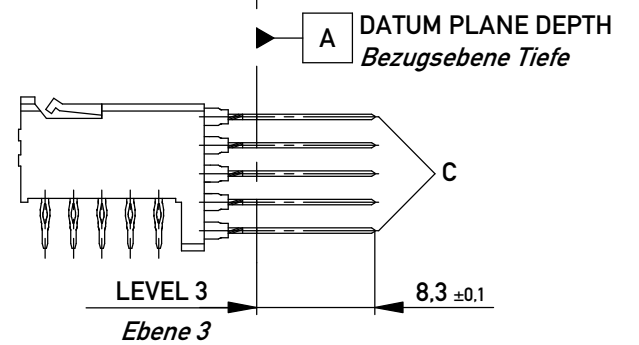
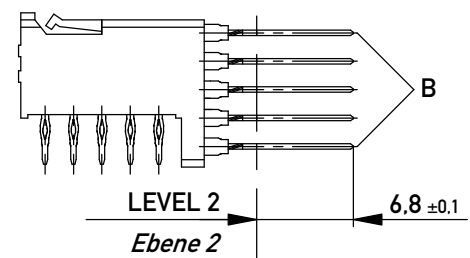
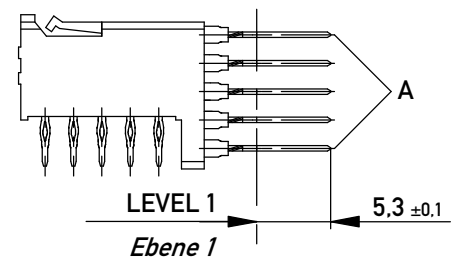
Board Hole Pattern (Component Mounting Side)
Lochbild für Leiterplatte (Bestückungsseite)



All Holes
Alle Löcher



CONTACT LENGTH EXAMPLES
Kontaktlänge Beispiele



RoHS Konform
RoHS compliant

1) $\varnothing 0,6 \pm 0,05$ Durchmesser des metallisierten Loches
 $\varnothing 0,6 \pm 0,05$ Diameter of finished plated-through hole

Schichtaufbau im metallisierten Loch siehe Zeichnung 164062 Nr.1
Metal plating of plated-through hole see drawing 164062 No.1

Fehlende Masse und Angaben nach IEC 61076-4-101
Missing information and dimensions per IEC 61076-4-101

Information:
Level 2
siehe Bestückungsplan / see contact layout
ohne Zentrierzapfen / without location peg
Anforderungsstufe 2 / class 2
Ohne Abschirmblech an Reihe f /
without shielding on row f

Copyright by ERNI Production GmbH & Co. KG
Proprietary notice pursuant to ISO 16016 to be observed.

Information:		Tolerances	Scale 2:1
All rights reserved. Only for Information. To ensure that this is the latest version of this drawing, please contact one of the ERNI companies before using.		All Dimensions in mm	Designation
Subject to modification without prior notice. Drawing will not be updated.		www.ERNI.com	ERmet Messerleiste B, abgew ERmet Male Type B, r/a
d	02.09.2016		923764
Index	Date	Class	ERMB
			I A3