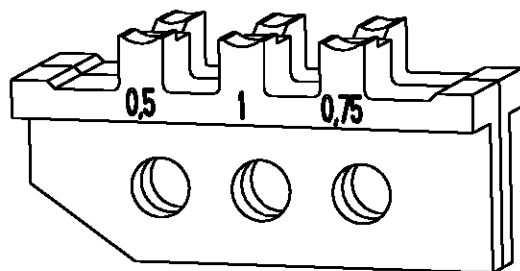
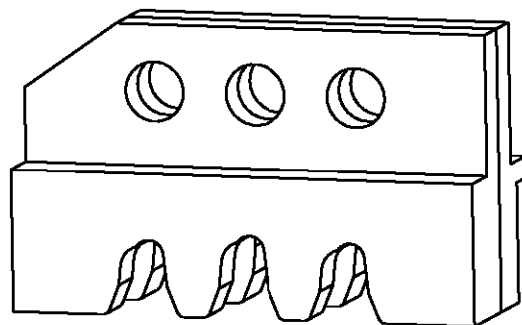


LOC	DIST	REVISIONS						
		P	LTR	DESCRIPTION	DATE	DWN	APVD	
A1	-		A	-		04FEB2002	-	-

Kontakt Contact	DGB (mm <sup>2</sup> ) Wire Range	Drahtcrimp/Wirecrimp Hoehe/Height		Isocrimp Breite/Width	Iso.-Ø Ins. Range	Betriebsanl. Instr. Sheet
			Breite/Width			
927842 / 927844	0.5	1.24	2.03	3.05	1.4-1.6	411-18116
	0.75	1.33			1.7-1.9	
	1.0	1.42			1.9-2.1	




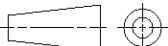
539669-2	1	0-539787-7	locator ass.	Positioniereinheit	A
	1	1-519151-3	screw M4x25	Schraube M4x25	A
	1	0-519151-9	screw M4x10	Schraube M4x10	A
	1	0-519024-2	hex nut M4	Mutter M4 DIN 985	A
	QTY Stck	PN	Description	Benennung	REV

19

RELEASED FOR PUBLICATION

THIS DRAWING IS UNPUBLISHED.

© COPYRIGHT 19 BY TYCO ELECTRONICS CORPORATION. ALL RIGHTS RESERVED.

DIMENSIONS: mm-DIN 7168-m		DWN M. Weberndorfer 10NOV99	MATERIAL -	FINISH -
TOLERANCES UNLESS OTHERWISE SPECIFIED:		CHK U. Reuter 10NOV99	 tyco Electronics AMP GmbH D - 64625 Bensheim	
0 PLC ± 1 PLC ± 2 PLC ± 3 PLC ± 4 PLC ± ANGLES ±		APVD -		
PRODUCT SPEC -		NAME ERGOCRIMP Die Set for MATE-N-LOK 3.5 mm		
APPLICATION SPEC -		SIZE A4	CAGE CODE 00779	DRAWING NO C=539669-2
WEIGHT -		RESTRICTED TO -		
		CUSTOMER DRAWING		
		SCALE 2:1	SHEET 1	OF 1
		REV A		