

ID LABEL
 P/N: 111068XXXX
 S/N: YDDDLSSSS
 XM XXAWG

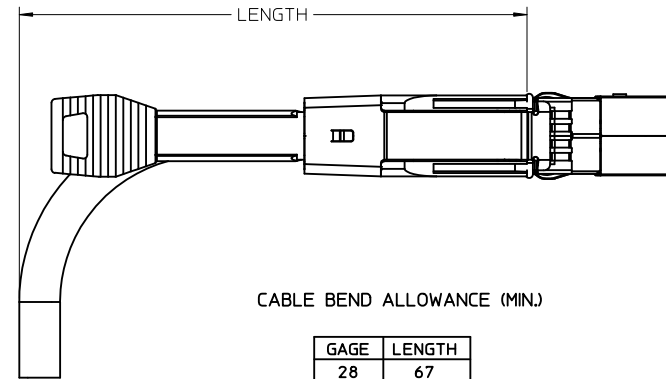
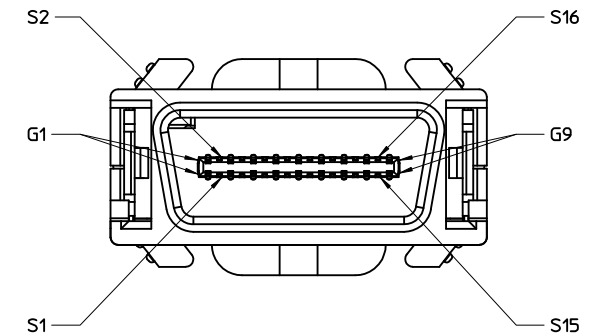
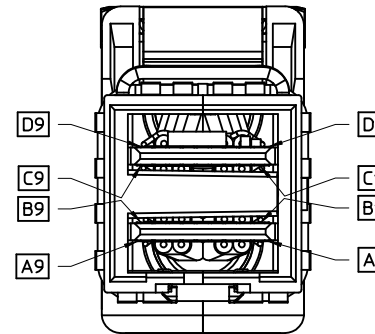
YDDDLSSSS
 Y---YEAR, THE LAST DIGIT OF YEAR
 DDD---DAY OF YEAR
 L---LOCATION (1 = HPC, 2 = GUAD, 3 = DG)
 SSSS---SERIAL NO.

- NOTES:**
- MATERIAL (MINISAS HD 2.1)- BACKSHELLS - ZINC DIECAST. LATCH - STAINLESS STEEL. PULL - MOLDED PLASTIC (COLOR: BLUE) MATERIAL (LANELINK 4X)- HOUSINGS - ZINC DIE CAST CONTACTS Au FLASH OVER Ni PLATING
 - LENGTH- SEE TABLE.
 - ALL ASSEMBLIES HAVE AN EEPROM IN ACCORDANCE WITH SFF 8636.
 - ELECTRICAL PERFORMANCE PER SFF 8644.
 - HD PLUG MATES TO 1X1, 1X2 AND 1X4 RECEPTACLE - EMI HOUSING ASSEMBLY SERIES 76866.
 - LEAD FREE, NO RoHS EXEMPTIONS
 - TAPE CABLE BUNDLES EVERY 1/2 METER (APPROX) USING (BLACK) TAPE.

MOLEX P/N	MOLEX REV	DESCRIPTION	LENGTH(M)	TOLERANCE	AWG
1110685001	A	IPASS HD TO LANELINK	1.0	.030M	28
1110685003	A	IPASS HD TO LANELINK	3.0	.060M	28

ADD SPRING FINGER EC NO: CPG2012-0175 DRWIN:TPRATT 2012/02/23 CHKD:WILLIAMSON 2012/02/23 APPR:RMKHAN 2012/03/06	QUALITY SYMBOLS ▽=0 ▽=0	GENERAL TOLERANCES (UNLESS SPECIFIED) mm INCH		DIMENSION STYLE MM ONLY	SCALE 1.5:1	DESIGN UNITS METRIC	THIRD ANGLE PROJECTION
		4 PLACES ± --- ± --- 3 PLACES ± --- ± --- 2 PLACES ± 0.13 ± --- 1 PLACE ± 0.25 ± --- ANGULAR ± 2 °	DRAWN BY DATE JERWIN 2011/03/16 CHECKED BY DATE BSCHOESTER 2011/03/16 APPROVED BY DATE RMAHMOOD 2011/06/07	TITLE MINISAS HD 2.1 TO LANELINK EXTERNAL 4X CABLE ASSEMBLY		MOLEX INCORPORATED	SHEET NO. 1 OF 2
DRAFT WHERE APPLICABLE MUST REMAIN WITHIN DIMENSIONS	SEE CHART	DOCUMENT NO. SD-111068-5001		THIS DRAWING CONTAINS INFORMATION THAT IS PROPRIETARY TO MOLEX INCORPORATED AND SHOULD NOT BE USED WITHOUT WRITTEN PERMISSION			

MINISAS HD WIRING CHART				
P1 (MINI-SAS HD)			P2 (LANELINK)	
SIGNAL	PIN#	CONDUCTOR#	PIN#	SIGNAL
GND	A9	PAIR 1	G1-G9	GND
Rx1-	A5		S13	Tx1-
Rx1+	A4		S14	Tx1+
GND	A3	PAIR 3	G1-G9	GND
Rx3-	A8		S9	Tx3-
Rx3+	A7		S10	Tx3+
GND	A6	NO THRU CONNECTION	G1-G9	GND
N/C	A1			N/C
INTERRUPT	A2			N/C
GND	B9	PAIR 0	G1-G9	GND
Rx0-	B5		S15	Tx0-
Rx0+	B4		S16	Tx0+
GND	B3	PAIR 2	G1-G9	GND
Rx2-	B8		S11	Tx2-
Rx2+	B7		S12	Tx2+
GND	B6	NO THRU CONNECTION	G1-G9	GND
N/C	B1			N/C
MOD_PRS_L (GND)	B2			V+3.3 FOR EEPROM
GND	C9	PAIR 5	G1-G9	GND
Tx1-	C5		S4	Rx1-
Tx1+	C4		S3	Rx1+
GND	C3	PAIR 7	G1-G9	GND
Tx3-	C8		S8	Rx3-
Tx3+	C7		S7	Rx3+
GND	C6	NO THRU CONNECTION	G1-G9	GND
SCL	C1		A1	N/C
SDA	C2		A2	INTERRUPT
GND	D9	PAIR 4	G1-G9	GND
Tx0-	D5		S2	Rx0-
Tx0+	D4		S1	Rx0+
GND	D3	PAIR 6	G1-G9	GND
Tx2-	D8		S6	Rx2-
Tx2+	D7		S5	Rx2+
GND	D6	NO THRU CONNECTION	G1-G9	GND
N/C	D1			N/C
V+3.3 FOR EEPROM	D2			MOD_PRS_L (GND)
SHELL		BRAID		SHELL



ADD SPRING FINGER EC NO: CPG2012-0175 DRWN:TPRATT 2012/02/23 CHKD:WILLIAMSON 2012/02/23 APPR:RMKHAH 2012/03/06	QUALITY SYMBOLS ▽=0 ▽=0	GENERAL TOLERANCES (UNLESS SPECIFIED) <table border="1"> <thead> <tr> <th></th> <th>mm</th> <th>INCH</th> </tr> </thead> <tbody> <tr> <td>4 PLACES</td> <td>± .005</td> <td>± .0004</td> </tr> <tr> <td>3 PLACES</td> <td>± .005</td> <td>± .0004</td> </tr> <tr> <td>2 PLACES</td> <td>± 0.13</td> <td>± .005</td> </tr> <tr> <td>1 PLACE</td> <td>± 0.25</td> <td>± .010</td> </tr> </tbody> </table>		mm	INCH	4 PLACES	± .005	± .0004	3 PLACES	± .005	± .0004	2 PLACES	± 0.13	± .005	1 PLACE	± 0.25	± .010	DIMENSION STYLE MM ONLY DRAWN BY DATE JERWIN 2011/03/16 CHECKED BY DATE BSCHOESTER 2011/03/16 APPROVED BY DATE RMAHMOOD 2011/06/07	SCALE 5:1 DESIGN UNITS METRIC THIRD ANGLE PROJECTION	TITLE MINISAS HD 2.1 TO LANELINK EXTERNAL 4X CABLE ASSEMBLY MOLEX INCORPORATED DOCUMENT NO. SD-111068-5001 SHEET NO. 2 OF 2
		mm	INCH																	
	4 PLACES	± .005	± .0004																	
	3 PLACES	± .005	± .0004																	
2 PLACES	± 0.13	± .005																		
1 PLACE	± 0.25	± .010																		
DRAFT WHERE APPLICABLE MUST REMAIN WITHIN DIMENSIONS	SEE CHART	THIS DRAWING CONTAINS INFORMATION THAT IS PROPRIETARY TO MOLEX INCORPORATED AND SHOULD NOT BE USED WITHOUT WRITTEN PERMISSION																		
REV B	DESCRIPTION	SIZE C																		
ADD SPRING FINGER	DESCRIPTION	SIZE C																		