

## 2600 Series

### Cable, Wire and Rope Measuring Machine



**Heavy duty, multi-purpose measuring machine which measures the length of cable, wire, rope, hose, extrusions or continuous strip from 6mm (0.24in) to 76mm (3.0in) diameter.**

The pivot arm, also available separately (2620), carries the 500mm circumference precision ground measuring wheel. The shaft that supports the measuring wheel revolves in a double ball race which is mounted in the pivot arm. A choice of polyurethane covered or knurled aluminium measuring wheels is available.

The length is indicated on a 3602 counter mounted at the side of the unit.

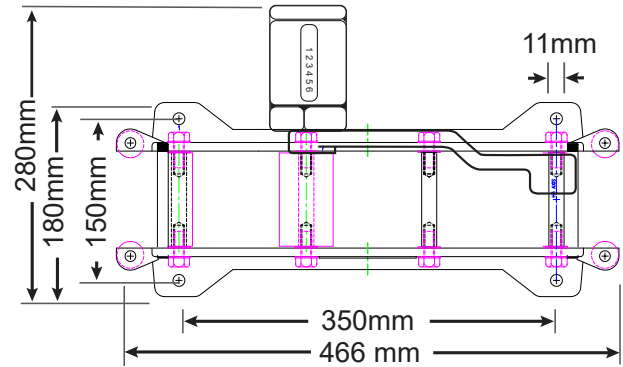
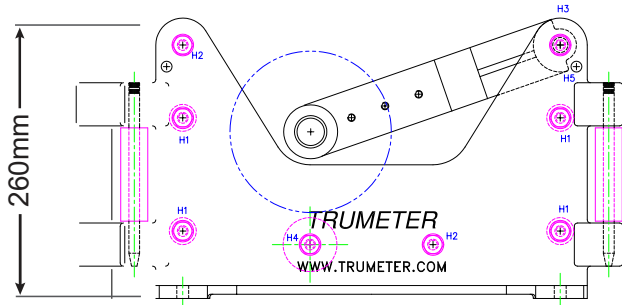
#### Key Features

- Measures up to 76mm (3.0in) diameter
- Heavy duty cast aluminum structure with integral mounting flanges
- Totalising counter fitted
- Optional encoder option to pulse electronic counters
- Manual lever reset

#### Specification

<b>Cable Diameter Range</b>	6mm (0.24in) to 76mm (2.99in)
<b>Measuring Wheel Circumference</b>	500mm
<b>Maximum Speed of Travel</b>	1500 metres/min or 3000 counts/min whichever is lower
<b>Units of Measurement Available</b>	Metres and centimetres, yards and eighths, or feet and inches
<b>Accuracy</b>	+/- 1%
<b>Counter Type</b>	3602
<b>Packed Dimensions</b>	530mm (21in) x 330mm (13in) x 330mm (13in)
<b>Gross Weight</b>	13.0kg (28.7lb)

## Dimensions



## Length Measuring Ordering Information

To order a 2600

1. Select the wheel surface type
2. Select the wheel type
3. Select the unit of measurement
4. Select the direction of travel

### 2600 - Multi-purpose Measuring Machine

#### Wheel type (Select and add code to 2600-???)

132 for polyurethane covered wheel and mechanical display

332 for knurled aluminium wheel and mechanical display

#### Unit of measurement (Select and add code to 2600-XXX?)

C Metres/Centimetres

F Feet and Inches

#### Material travel and counter position (Select and add code to 2600-XXXX?)

A for material travelling towards the operator; counter on left

B for material travelling away from the operator; counter on left

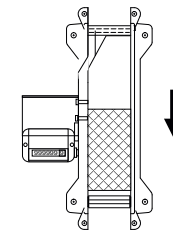
C for material travelling away from the operator; counter on right

D for material travelling towards the operator; counter on right

e.g. 2600-132CA = Poly wheel displaying in metres/centimetres, material travelling towards the operator with the counter on his left.

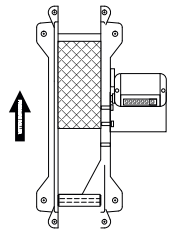
#### MODEL A

COUNTER DETAILS  
R/HAND COUPLING DISC DRIVE  
R/HAND RESET  
TOP GOING



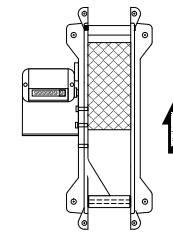
#### MODEL C

COUNTER DETAILS  
R/HAND COUPLING DISC DRIVE  
R/HAND RESET  
TOP COMING



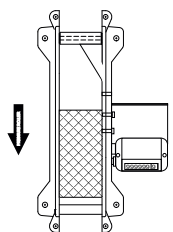
#### MODEL B

COUNTER DETAILS  
R/HAND COUPLING DISC DRIVE  
R/HAND RESET  
TOP COMING



#### MODEL D

COUNTER DETAILS  
L/HAND COUPLING DISC DRIVE  
L/HAND RESET  
TOP GOING



#### Trumeter (Europe)

Pilot Mill  
Alfred Street  
Bury,  
BL9 9JR  
Tel: +44 161 674 0960  
Email: sales.uk@trumeter.com

#### Trumeter (The Americas)

6601 Lyons Rd, Suite H-7,  
Coconut Creek, Florida,  
FL 33073  
USA  
Tel: +1 954 725 6699  
Email: sales.usa@trumeter.com

#### Innovative Design Technologies Sdn. Bhd

Lot 5881, Lorong Iks Bukit Minyak 1  
Taman Perindustrian Iks, 14000 Bukit Tengah  
Penang, Malaysia  
Web: www.idtworld.com  
Tel: + 604 5015700  
Email: sales.my@idtworld.com