


Mini-Com® High Density Modular Patch Panels

specifications

High density modular patch panels shall consist of a metal panel with molded front or rear snap-in faceplates. Patch panels shall accept all Mini-Com® Modules for UTP, STP, A/V or select fiber and shall mount to standard 19" racks. Patch Panels shall be available in 32-port (1 RU), 48-port (1 RU) and 72-port (2 RU). Select styles shall be available in white. Flush mount panels shall be easy to identify with pre-numbered ports. Angled patch panels shall be designed at an optimum angle to help route the cable.



technical information

Mounting options:	Mounts to standard 19" rack
Material:	Stamping is CRS and faceplate is ABS
Packaging:	Packaged with appropriate pre-installed snap in faceplates and a set of mounting screws (#12-24)

key features and benefits

Modular	Panels with front snap-in faceplates will accept any Mini-Com® Modules and panels with rear snap-in faceplates will accept all UTP, STP, A/V and most fiber modules
Angled design	Minimizes the need for horizontal cable managers enabling patch cords to be routed directly into vertical cable managers which leads to increase closet density
Port and panel identification	Pre-numbered ports and labeling capabilities on select panels
Optional strain relief bars	To help support and manage cables
Optional filler panels	Flat and angled design fill unused rack openings to provide a clean and consistent look when used with any version of Panduit patch panels
Optional extender bracket	Allows 19" patch panels to be mounted on a 23" rack
High density	More modules per rack space
Color options	Select styles available in white, standard color is black

applications

Mini-Com® High Density Patch Panels are ideal for multi-media applications. Flat and angled designs are available in various port densities to fit most needs. Flush mount style includes pre-numbered ports or area for adhesive labeling, select faceplate style panels with label pockets include pre-numbered labels and covers. Angled

patch panels are available for applications in which rack space is limited. The design allows cable to flow to each side of the rack, minimizing the need for horizontal cable managers and increasing the density of the rack space. High density patch panels can mount on a standard 19" rack or a 23" rack when using the extender brackets PEB1 or PEB2.

Mini-Com® High Density Flat Style, Flush Mount

Black

48-port, 1 RU: CPP48HDWBLY*

48-port, 1 RU (extended area for labeling): CPP48HDEWBL

48-port, 1 RU (vertical numbering): CPP48HDVNSWBL*

72-port, 2 RU: CPP72FMWBLY

White

48-port, 1 RU: CPP48HDWWH*

Mini-Com® High Density Angled Style, Flush Mount

Black

48-port, 1 RU: CPPA48HDWBLY*

48-port, 1 RU (extended area for labeling): CPPA48HDEWBL

48-port, 1 RU (vertical numbering): CPPA48HDVNSWBL*

72-port, 2 RU: CPPA72FMWBLY

White

48-port, 1 RU: CPPA48HDWWH*

Mini-Com® High Density Patch Panels Faceplate Style

32-port, 1 RU, flat: CPP32WBLY

72-port, 2 RU, flat: CPPL72WBLY

72-port, 2 RU, angled: CPPLA72WBLY

Patch Panel Accessories

Black

Transitional cover: CPATCBL

Angled filler panel, 1 RU: CPAF1BL

Angled filler panel, 2 RU: CPAF2BL

Flat filler panel, 1 RU: DPFP1

Flat filler panel, 2 RU: DPFP2

White

Transitional cover: CPATCWH

Angled filler panel, 1 RU: CPAF1WH

Angled filler panel, 2 RU: CPAF2WH

Flat filler panel, 1 RU: DPFP1WH

Flat filler panel, 2 RU: DPFP2WH

Extender Brackets

1 RU: PEB1

2 RU: PEB2


* = Space not available for labeling

Mini-Com® High Density Modular Patch Panels

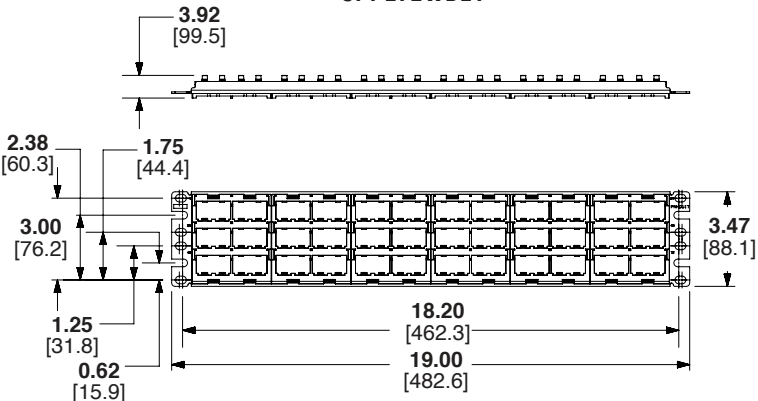
Mini-Com® High Density Modular Patch Panels Label Chart

Part Number	Label Type	Replacement for Label Pocket	Laser/Ink	LS8	Thermal
CPP32WBLY	Adhesive	—	—	T024X000VPC-BK	T024X000FJT
CPP48HDEWBL					
CPP48HDWWH					
CPPA48HDEWBL					
CPPA48HDWWH					
CPP72FMWBLY					
CPPA72FMWBLY					
CPPL72WBLY	Pocket	C72PPLK	C282X030Y1J	C282X030Y1C	—
CPPLA72WBLY					

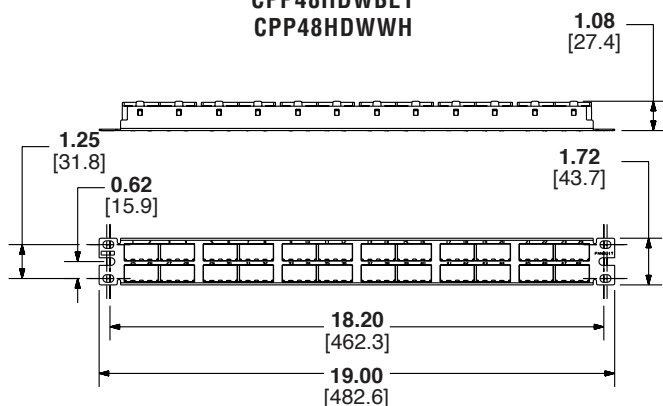
CPP32WBLY



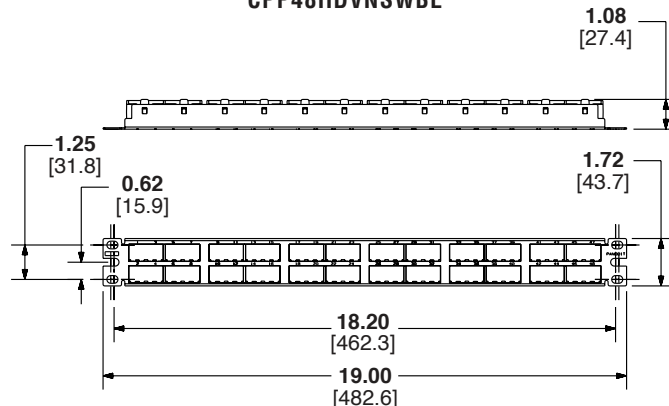
CPPL72WBLY



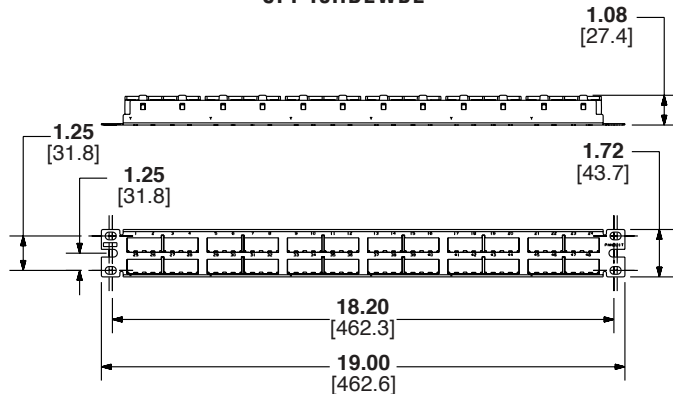
CPP48HDWBLY
CPP48HDWWH



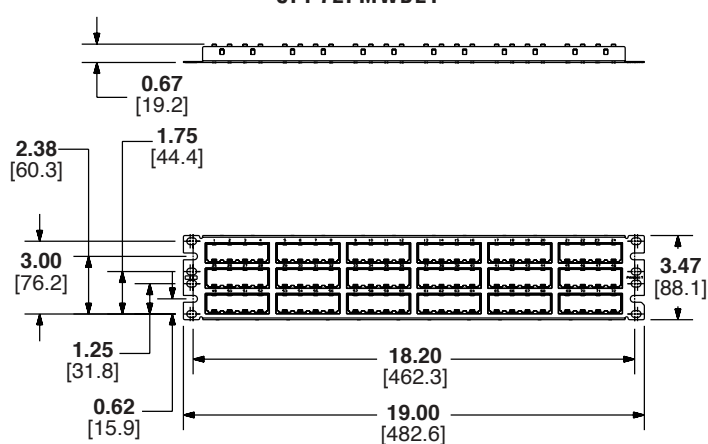
CPP48HDVNSWBL



CPP48HDEWBL

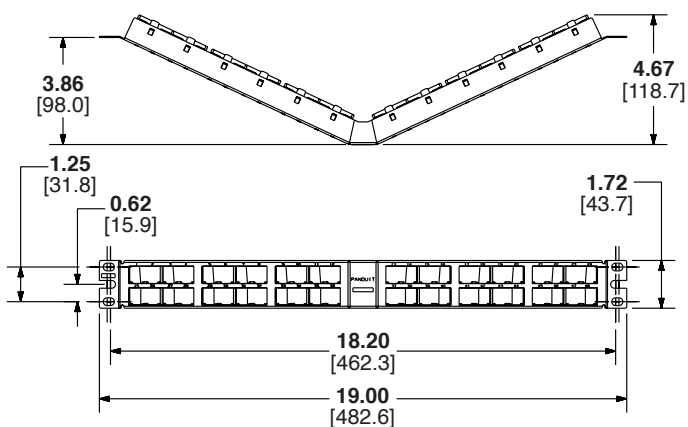


CPP72FMWBLY

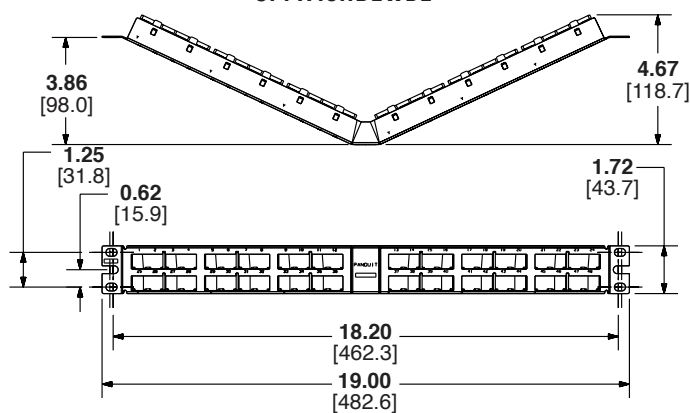


Mini-Com® High Density Modular Patch Panels

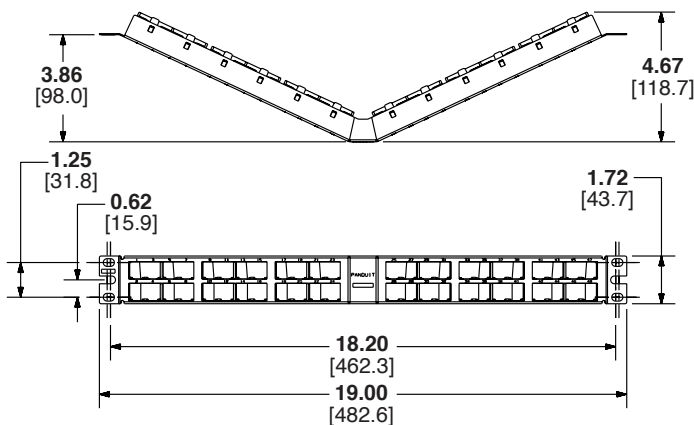
**CPPA48HDWBLY
CPPA48HDWWH**



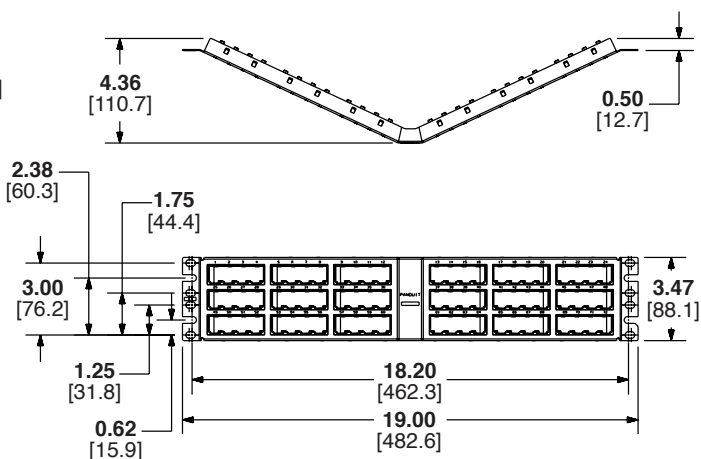
CPPA48HDEWBL



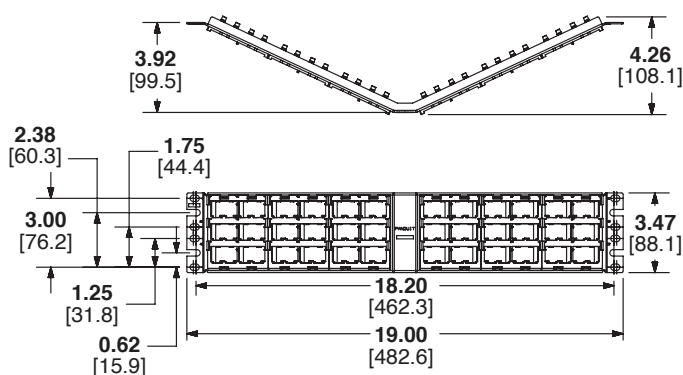
CPPA48HDVNSWBL



CPPA72FMWBLY



CPPLA72WBLY



Dimensions are in inches [Dimensions in brackets are metric]

WORLDWIDE SUBSIDIARIES AND SALES OFFICES

PANDUIT US/CANADA
Phone: 800.777.3300

PANDUIT EUROPE LTD.
London, UK
cs-emea@panduit.com
Phone: 44.20.8601.7200

PANDUIT SINGAPORE PTE. LTD.
Republic of Singapore
cs-ap@panduit.com
Phone: 65.6305.7575

PANDUIT JAPAN
Tokyo, Japan
cs-japan@panduit.com
Phone: 81.3.6863.6000

PANDUIT LATIN AMERICA
Guadalajara, Mexico
cs-la@panduit.com
Phone: 52.33.3777.6000

PANDUIT AUSTRALIA PTY. LTD.
Victoria, Australia
cs-aus@panduit.com
Phone: 61.3.9794.9020

For a copy of Panduit product warranties, log on to www.panduit.com/warranty

For more information

Visit us at www.panduit.com

Contact Customer Service by email: cs@panduit.com
or by phone: 800.777.3300

PANDUIT®

©2019 Panduit Corp.
ALL RIGHTS RESERVED.
OTSP49--WW-ENG
1/2019