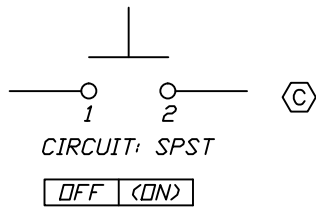
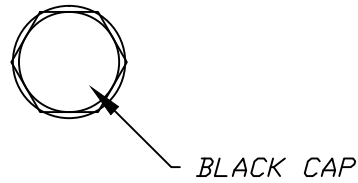
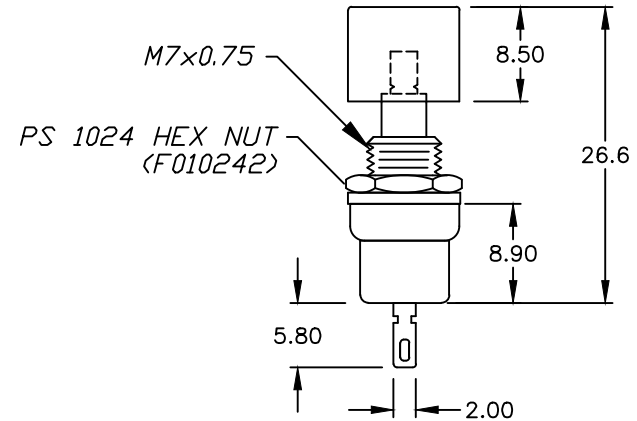
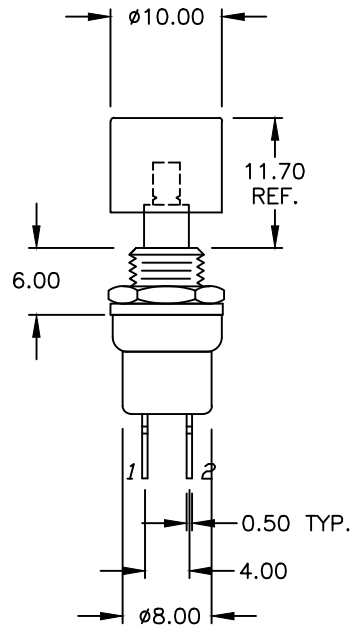


RECOMMENDED PANEL LAYOUT



NOTES:

1. ALL DIMENSIONS IN MM
2. GENERAL TOLERANCE: X.X=±0.4
X.XX=±0.25
3. TERMINAL NO'S FOR REFERENCE ONLY
4. RATING: 3A@ 125VAC; 1.5A @250VAC
5. CONTACT RESISTANCE:
50mILLI-OHMS max.
6. INSULATION RESISTANCE:
500V 100Mega-OHMS min.
7. DIELECTRIC STENGTH:
1000V 1minute
8. HARDWARE SUPPLIED;
HEX NUT (SHOWN), LOCK WASHER



C				14259	CORRECT CIRCUIT DIAGRAM	8/24/04	AR	TITLE			
B				12574	REVISED AND REDRAWN	11/18/02	CJB	PS 1024AL (BLK CAP)			
REV.	ECN No.	DESCRIPTION			DATE	CHKD	SCALE	DATE	DR	DWG	REV
THE INFORMATION CONTAINED IN THIS DOCUMENT IS PROPRIETARY TO E-SWITCH AND IS NOT TO BE COPIED OR TRANSFERRED							1.5:1	11/13/96	MM	F010300	C