

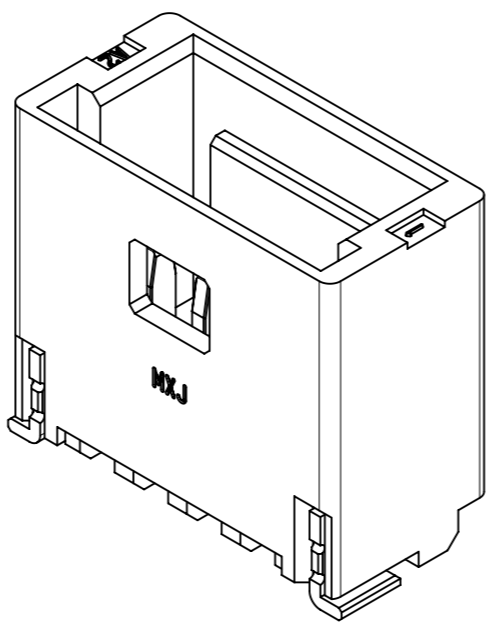
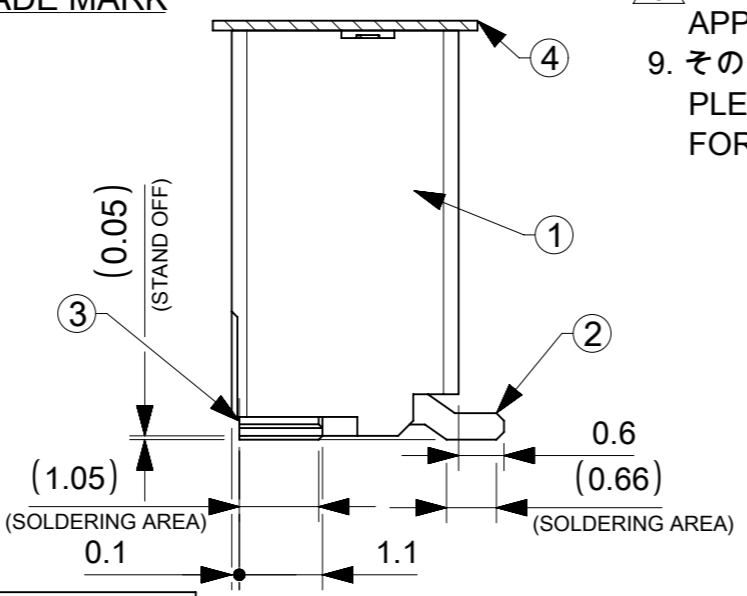
NOTES

- 本製品は極数によって、ロック形状が変わりますので御注意願います。
THE LOCK SHAPE OF THIS PRODUCT CHANGES ACCORDING TO THE NUMBER OF CIRCUIT.
2~5 CIRCUITS : フリクションロック FRICTION LOCK
6~15 CIRCUITS : インナーポジティブロック INNER POSITIVE LOCK
- 材料及び仕上げ(めっき仕様) : TABLE 1,2 参照
MATERIAL AND FINISHES : SEE TABLE 1 AND 2
- 製品仕様書 : 5013300001-PS 000
PRODUCT SPECIFICATION:
- 梱包形態 : SEE SHEET 4
PACKAGING INFORMATION:
- 嵌合相手 : 501330 シリーズ
MATES WITH:501330 SERIES
- アプリケーション仕様書(コネクタ取扱い説明書) : 5013300000-AS A00(JAPANESE)/-A01(ENGLISH)
APPLICATION SPECIFICATION(CONNECTOR MANUAL):
- 溶剤ピン及びネイルの平坦度:0.1 MAX.
SOLDER PIN AND NAIL COPLANARITY: 0.1 MAX.
- 偶数極に適用
APPLY FOR EVEN CIRCUIT
- その他金めっき厚品及び錫めっき品は以下の図面を御参照下さい。
PLEASE REFER TO THE FOLLOWING DRAWING FOR OTHER GOLD PLATING VERSION AND TIN PLATING VERSION.

PLATING	PLATING THICKNESS [micro-meter MIN.]	SERIES No.	DRAWING No.
TIN	1.0	501331	5013310000-SD PSD 000
GOLD	0.1	504449	5044490000-SD PSD 000
	0.38	203556	2035560000-SD PSD 000

TABLE 1

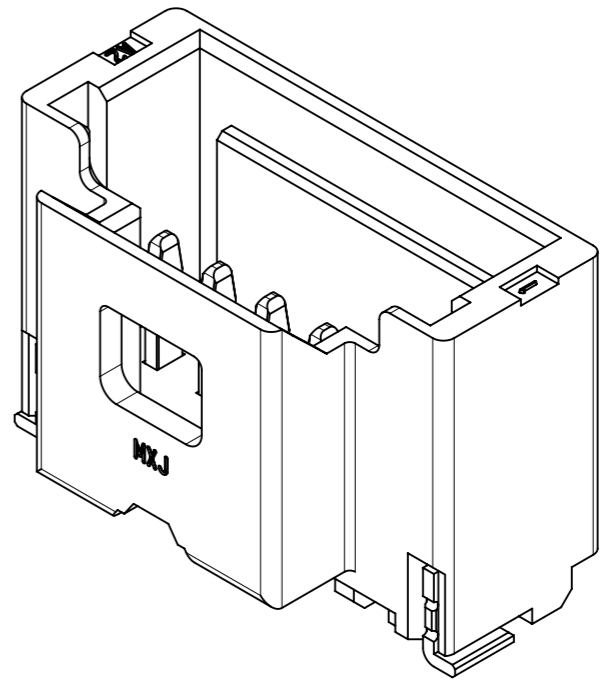
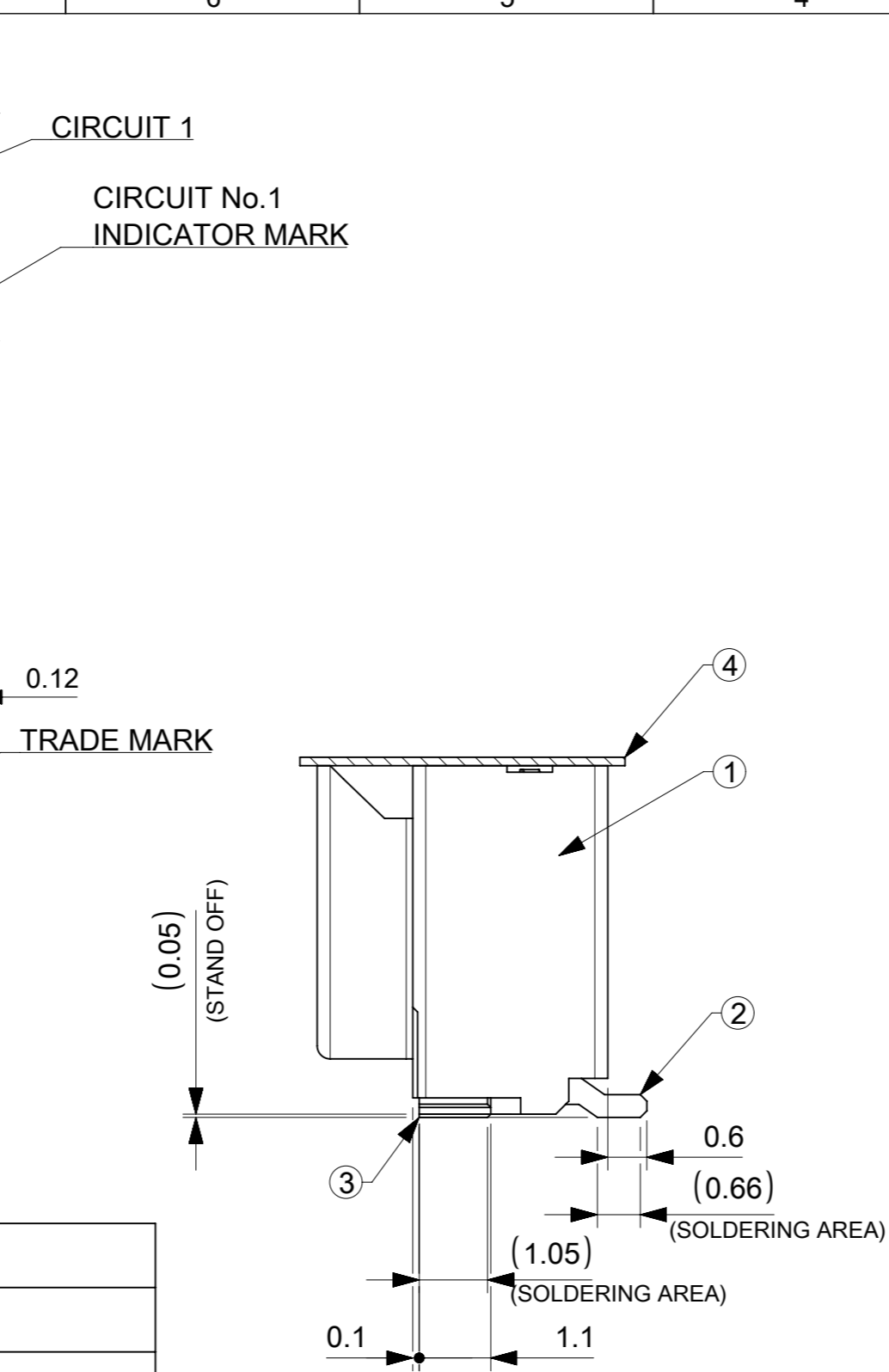
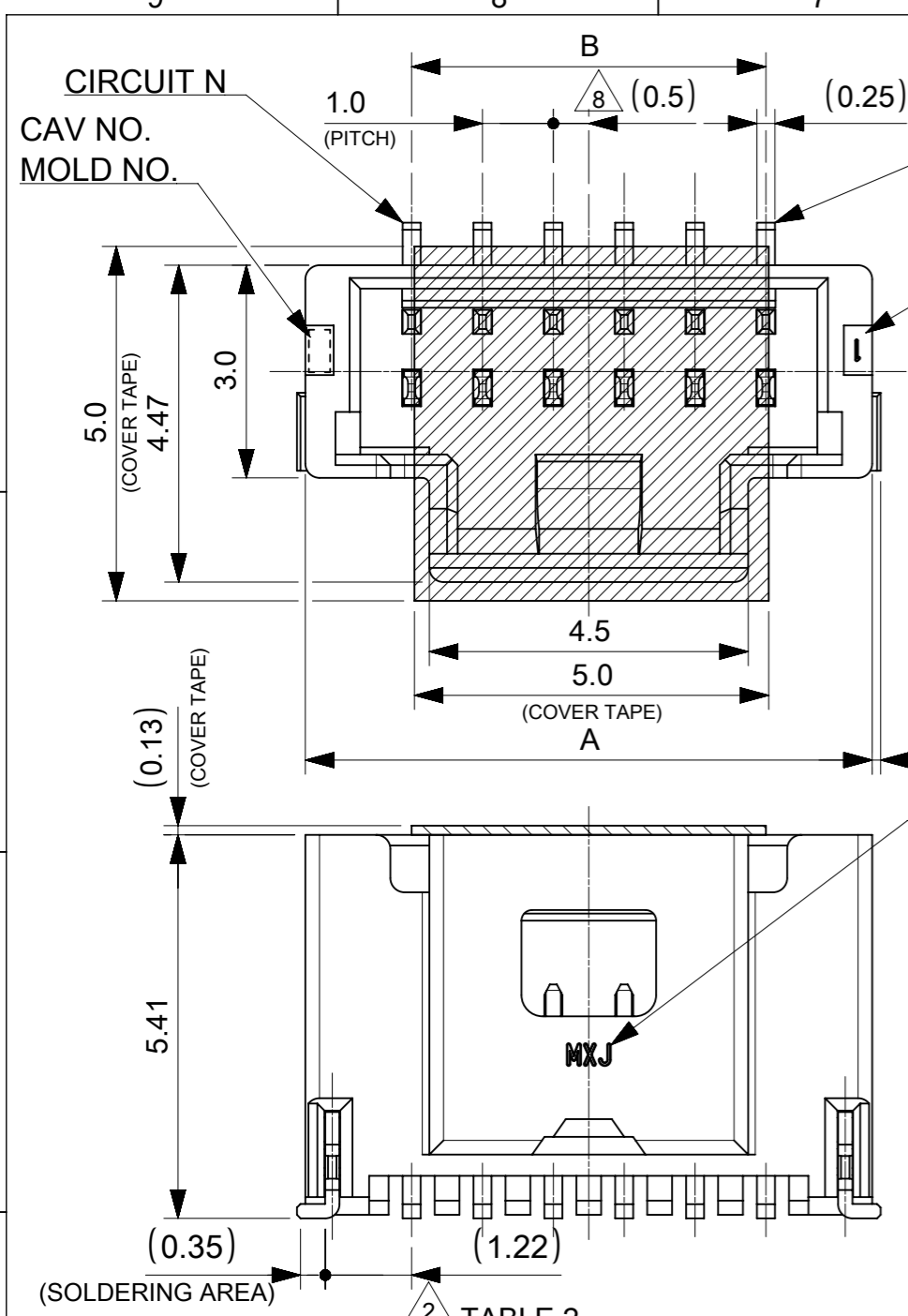
番号 NO.	部品 PART	材質 MATERIAL
①	ウエハー WAFER	ポリアミド(PA), UL94V-0, 色 : SEE SHEET 6 POLYAMIDE(PA), UL94V-0, COLOR : SEE SHEET 6
②	溶剤ピン SOLDER PIN	リン青銅 PHOSPHOR BRONZE
		接点部 CONTACT AREA 金めっき : 0.76 MICRO-METER MIN. GOLD PLATING
		テール部 TAIL AREA 金めっき : 0.1 MICRO-METER MIN. GOLD PLATING
③	ネイル NAIL	リン青銅 PHOSPHOR BRONZE
		テール部 TAIL AREA 錫めっき : 1.0 MICRO-METER MIN. MATTE TIN PLATING
④	カバーテープ COVER TAPE	下地めっき UNDER PLATING ニッケルめっき : 1.27 MICRO-METER MIN. NICKEL
		ポリイミドテープ POLYIMIDE TAPE



4.0	7.0	5
3.0	6.0	4
2.0	5.0	3
1.0	4.0	2
B	A	極数 CIRCUIT SIZE

THIS DRAWING CONTAINS INFORMATION THAT IS PROPRIETARY TO MOLEX ELECTRONIC TECHNOLOGIES, LLC AND SHOULD NOT BE USED WITHOUT WRITTEN PERMISSION

DIMENSION UNITS	SCALE	CURRENT REV DESC:		molex		
mm	NTS					
GENERAL TOLERANCES (UNLESS SPECIFIED)		EC NO: 614886		PICO-CLASP 1.0 W/B SINGLE ROW VT SMT INNER LOCK GOLD PLATING 0.76 MICRO-METER		
ANGULAR TOL ± 3.0°		DRWN: AISHIKAWA 2019/04/02				
4 PLACES ± 0.2		CHK'D: AIDA 2019/04/03		PRODUCT CUSTOMER DRAWING		
3 PLACES ± 0.2		APPR: KOMURAKAMI 2019/04/05				
2 PLACES ± 0.2		INITIAL REVISION:		DOCUMENT NUMBER		
1 PLACE ± 0.2		DRWN: AISHIKAWA 2019/04/02				
0 PLACES ± 0.2		APPR: KOMURAKAMI 2019/04/05		PSD 000 A		
DRAFT WHERE APPLICABLE MUST REMAIN WITHIN DIMENSIONS		THIRD ANGLE PROJECTION	DRAWING			
		⊕	A3-SIZE	203557	SEE SHEET 6	



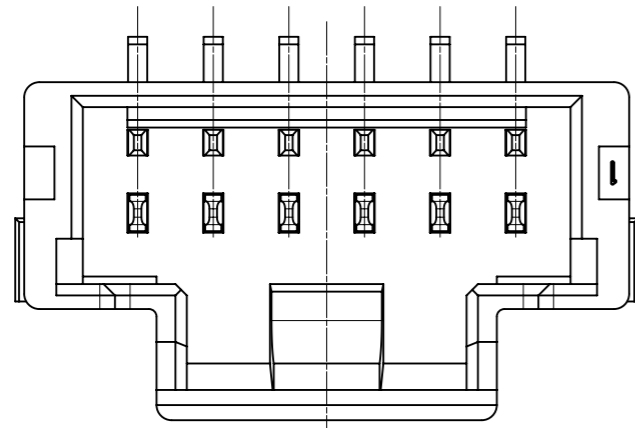
14.0	17.0	15
13.0	16.0	14
12.0	15.0	13
11.0	14.0	12
10.0	13.0	11
9.0	12.0	10
8.0	11.0	9
7.0	10.0	8
6.0	9.0	7
5.0	8.0	6
B	A	極数 CIRCUIT SIZE

番号 NO.	部品 PART	材質 MATERIAL	
①	ウエハー WAFER	ポリアミド(PA), UL94V-0, 色 : SEE SHEET 6 POLYAMIDE(PA), UL94V-0, COLOR : SEE SHEET 6	
②	ソルダーピン SOLDER PIN	リン青銅 PHOSPHOR BRONZE	
		接点部 CONTACT AREA	金めっき : 0.76 MICRO-METER MIN. GOLD PLATING
		テール部 TAIL AREA	金めっき : 0.1 MICRO-METER MIN. GOLD PLATING
③	ネイル NAIL	リン青銅 PHOSPHOR BRONZE	
		テール部 TAIL AREA	錫めっき : 1.0 MICRO-METER MIN. MATTE TIN PLATING
④	カバーテープ COVER TAPE	下地めっき UNDER PLATING	ニッケルめっき : 1.27 MICRO-METER MIN. NICKEL
		ポリイミドテープ POLYIMIDE TAPE	

DOCUMENT STATUS	P1	RELEASE DATE	2019/04/05	01:07:41
-----------------	----	--------------	------------	----------

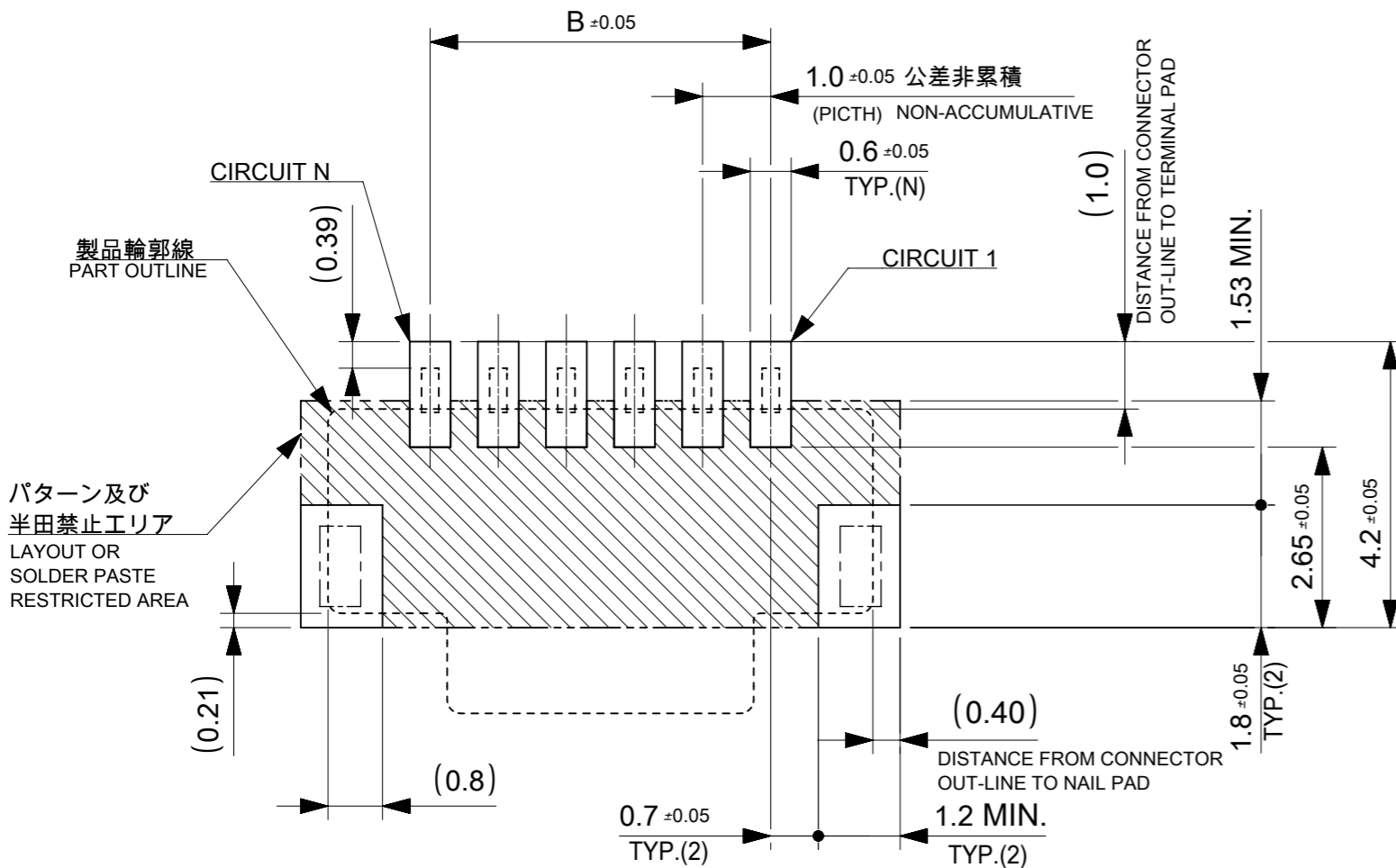
THIS DRAWING CONTAINS INFORMATION THAT IS PROPRIETARY TO MOLEX ELECTRONIC TECHNOLOGIES, LLC AND SHOULD NOT BE USED WITHOUT WRITTEN PERMISSION

DIMENSION UNITS	SCALE	CURRENT REV DESC:		molex		
mm	NTS					
GENERAL TOLERANCES (UNLESS SPECIFIED)		EC NO: 614886		PICO-CLASP 1.0 W/B		
ANGULAR TOL ± 3.0°		DRWN: AISHIKAWA 2019/04/02		SINGLE ROW VT SMT INNER LOCK GOLD PLATING		
4 PLACES ± 0.2		CHK'D: AIDA 2019/04/03		0.76 MICRO-METER		
3 PLACES ± 0.2		APPR: KOMURAKAMI 2019/04/05		PRODUCT CUSTOMER DRAWING		
2 PLACES ± 0.2		INITIAL REVISION:		DOCUMENT NUMBER		
1 PLACE ± 0.2		DRWN: AISHIKAWA 2019/04/02		2035570000-SD		
0 PLACES ± 0.2		APPR: KOMURAKAMI 2019/04/05		DOC TYPE DOC PART REVISION		
DRAFT WHERE APPLICABLE MUST REMAIN WITHIN DIMENSIONS		THIRD ANGLE PROJECTION	DRAWING	SERIES	MATERIAL NUMBER	CUSTOMER
			A3-SIZE	203557	SEE SHEET 6	
						SHEET NUMBER
						2 OF 6



製品レイアウト(参考: 6~15 CIRCUITS)
PRODUCT LAYOUT(REFERENCE: 6~15 CIRCUITS)

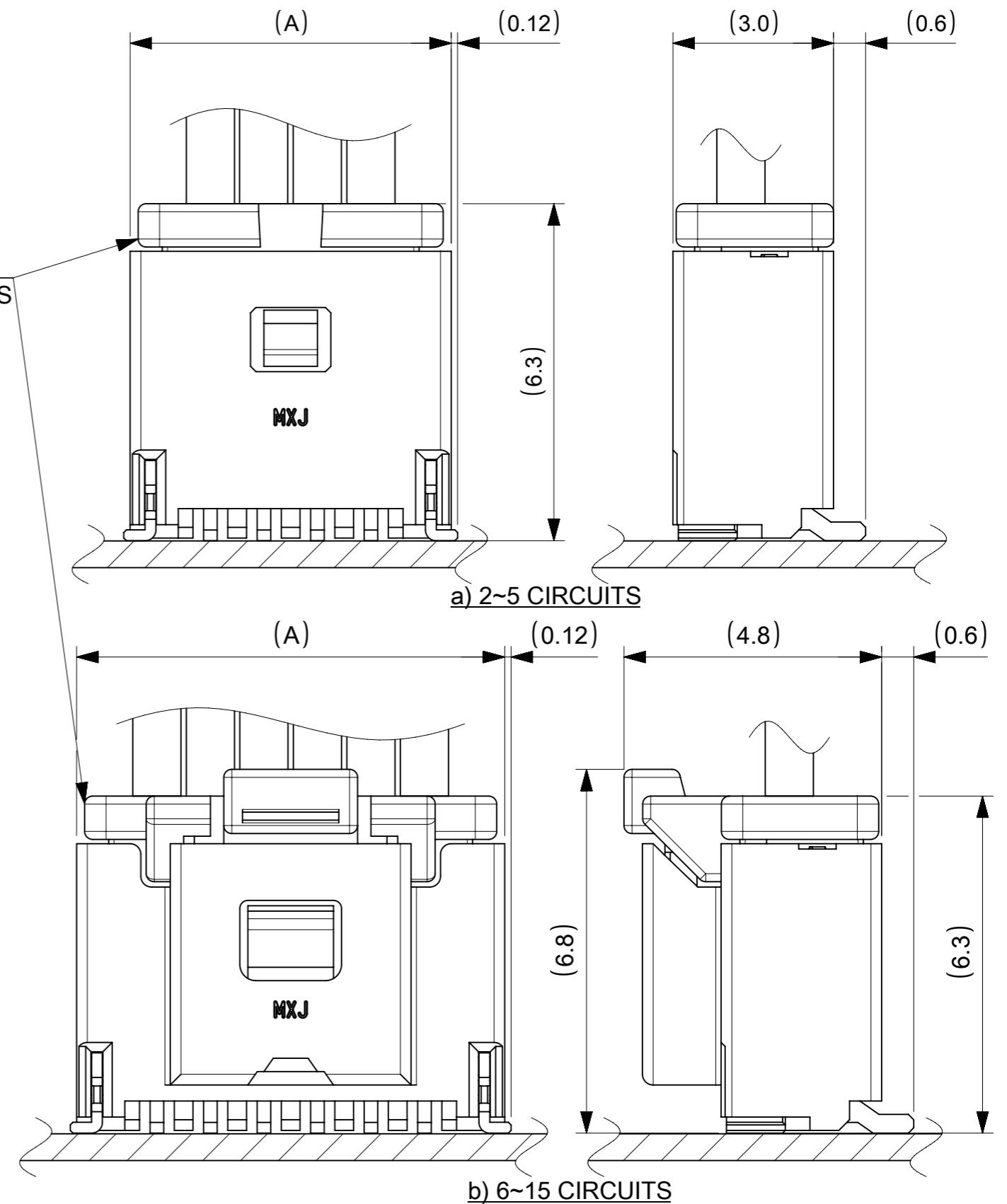
△ 嵌合相手: 501330 シリーズ
MATE WITH: 501330 SERIES



推奨基板レイアウト(全極数適応): 実装面側
(参考: 基板厚 1.0mm, メタルマスク厚さ 0.12mm, マスク開口率100%)

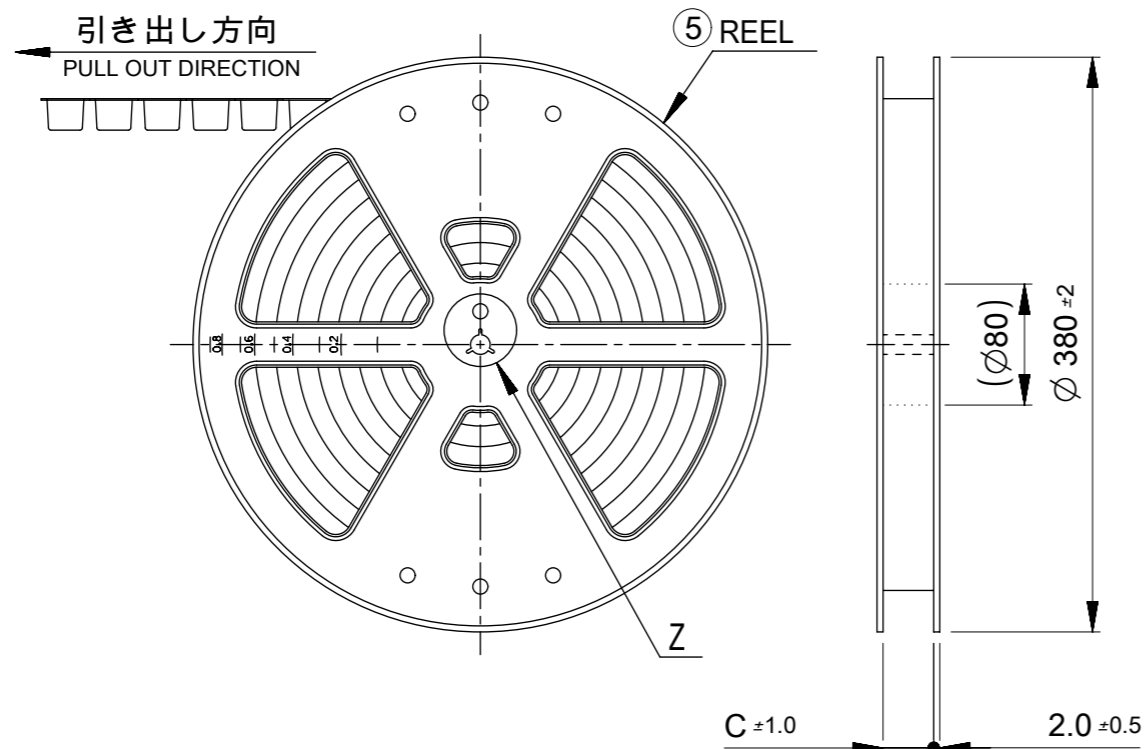
POLARIZED RECOMMENDED PCB LAYOUT(APPLY TO ALL CIRCUIT): COMPONENT SIDE
(REFERENCE: PCB THICKNESS 1.0mm, STENCIL THICKNESS 0.12mm, APERTURE RATIO 100%)

:パターン禁止エリア
RESTRICTED AREA
NO PCB COMPONENTS ALLOWED



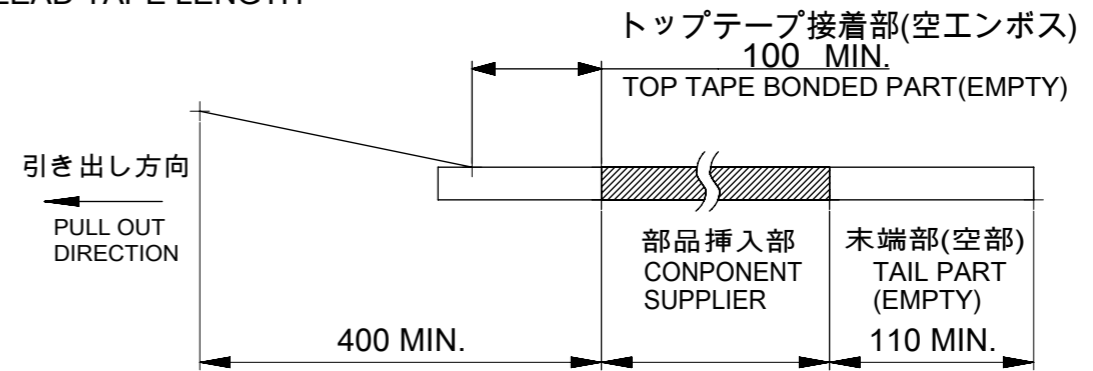
嵌合図
MATED CONNECTORS

THIS DRAWING CONTAINS INFORMATION THAT IS PROPRIETARY TO MOLEX ELECTRONIC TECHNOLOGIES, LLC AND SHOULD NOT BE USED WITHOUT WRITTEN PERMISSION		CURRENT REV DESC:			
DIMENSION UNITS	SCALE				
mm	NTS			PICO-CLASP 1.0 W/B	
GENERAL TOLERANCES (UNLESS SPECIFIED)				SINGLE ROW VT SMT INNER LOCK GOLD PLATING	
ANGULAR TOL	± 3.0°			0.76 MICRO-METER	
4 PLACES	± 0.2	EC NO:	614886	PRODUCT CUSTOMER DRAWING	
3 PLACES	± 0.2	DRWN:	AISHIKAWA 2019/04/02	DOCUMENT NUMBER	DOC TYPE
2 PLACES	± 0.2	CHK'D:	AIDA 2019/04/03	2035570000-SD	PSD
1 PLACE	± 0.2	APPR:	KOMURAKAMI 2019/04/05	000	A
0 PLACES	± 0.2	INITIAL REVISION:		SEE SHEET 6	
DRAFT WHERE APPLICABLE MUST REMAIN WITHIN DIMENSIONS		THIRD ANGLE PROJECTION	DRAWING	SERIES	MATERIAL NUMBER
			A3-SIZE	203557	CUSTOMER
					SHEET NUMBER
					3 OF 6

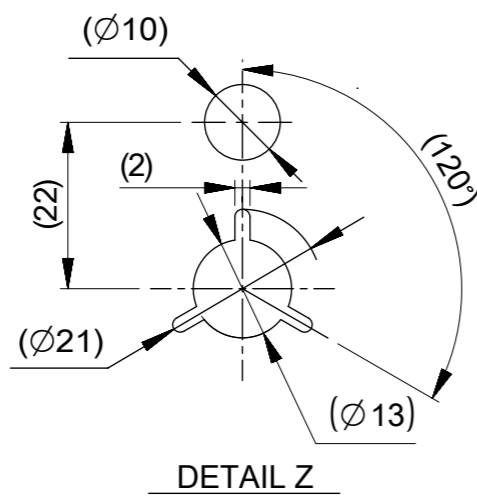


NOTES

- 10. 梱包数量:1100個/リール
NUMBER OF CONNECTORS : 1100 PIECES/REEL
- 11. リードテープ長さ
LEAD TAPE LENGTH



- 12. トップテープの剥離強度はIEC60286-3に準拠。
TOP TAPE PEELING FORCE IS DEFINED BY IEC60286-3.
- △13 2~5極品は乾燥剤入り、ハイバリア梱包による納品となります。
2~5 CIRCUITS IS DELIVERED IN A HIGH BARRIER PACKAGE WITH DESOCCANT.
- 14. 梱包仕様書 : 2035579200 PS 200
PACKAGE SPECIFICATION:
- △15 発注番号 : SHEET 6 参照
ORDER No. : PLEASE REFER TO SHEET 6 FOR PRODUCT LIST.



203557

** ** *

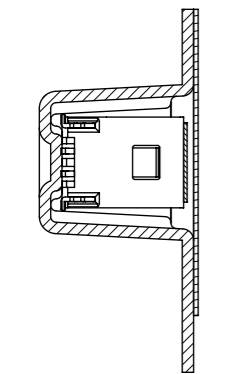
極数 CIRCUIT SIZE	ハウジングカラー HOUSING COLOR	製品識別番号 IDENTIFICATION NUMBER
	0:NATURAL(BEIGE)	7:EMBOSSED PACKAGE

33.4	15
	14
	13
25.4	12
	11
	10
	9
	8
17.5	7
	6
	5
	4
C	3
	2
	極数 CIRCUIT SIZE

番号 NO.	部品 PART	材質 MATERIAL
⑤	リール REEL	ポリスチレン(PS) <リサイクル材を含む> POLYSTYRENE(PS) <RECYCLE MATERIAL CONTAINED>
DOCUMENT STATUS	P1	RELEASE DATE 2019/04/05 01:07:41

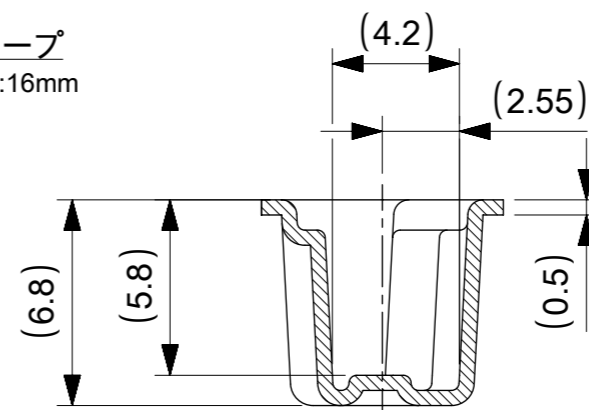
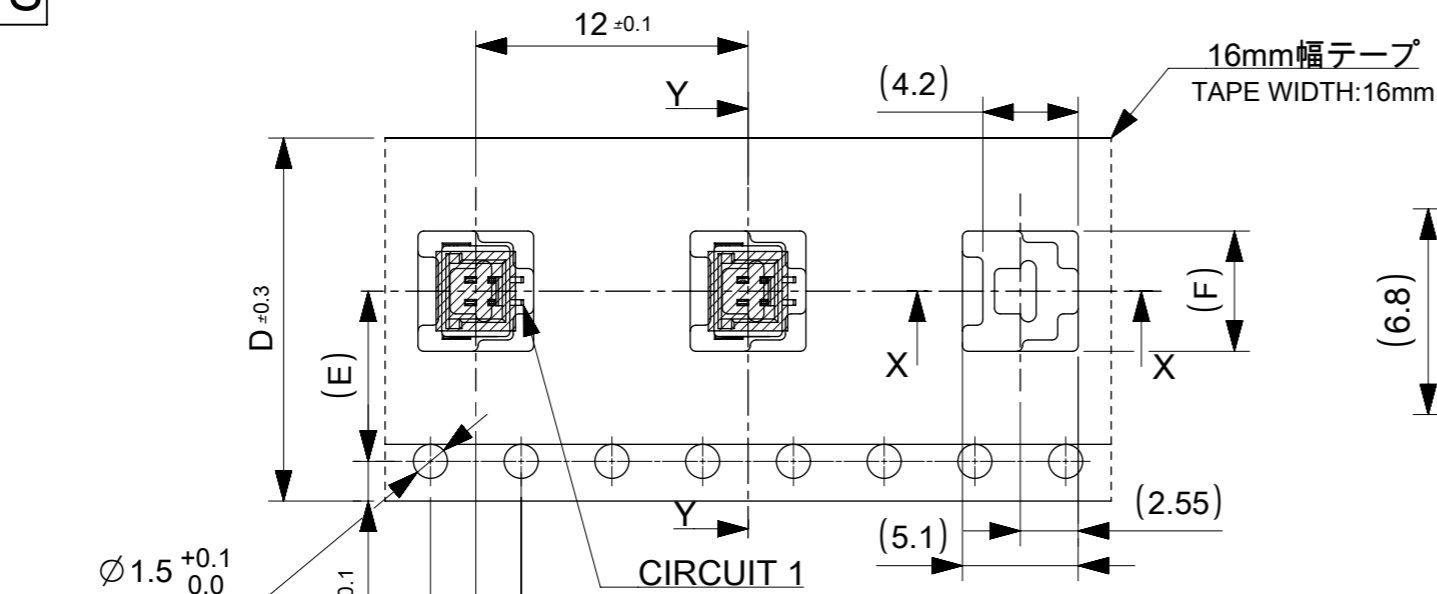
THIS DRAWING CONTAINS INFORMATION THAT IS PROPRIETARY TO MOLEX ELECTRONIC TECHNOLOGIES, LLC AND SHOULD NOT BE USED WITHOUT WRITTEN PERMISSION		CURRENT REV DESC:		molex	
DIMENSION UNITS mm	SCALE NTS	EC NO: 614886			
GENERAL TOLERANCES (UNLESS SPECIFIED)		DRWN: AISHIKAWA 2019/04/02		SINGLE ROW VT SMT INNER LOCK GOLD PLATING	
ANGULAR TOL ± 3.0 °		CHK'D: AIDA 2019/04/03		0.76 MICRO-METER	
4 PLACES ± 0.2		APPR: KOMURAKAMI 2019/04/05		PRODUCT CUSTOMER DRAWING	
3 PLACES ± 0.2		INITIAL REVISION:		DOCUMENT NUMBER	
2 PLACES ± 0.2		DRWN: AISHIKAWA 2019/04/02		2035570000-SD	
1 PLACE ± 0.2		APPR: KOMURAKAMI 2019/04/05		DOC TYPE DOC PART REVISION	
0 PLACES ± 0.2		THIRD ANGLE PROJECTION		PSD 000 A	
DRAFT WHERE APPLICABLE MUST REMAIN WITHIN DIMENSIONS		DRAWING		MATERIAL NUMBER	
		A3-SIZE		CUSTOMER	
		SERIES		SHEET NUMBER	
		203557		SEE SHEET 6	
				4 OF 6	

2~5 CIRCUITS

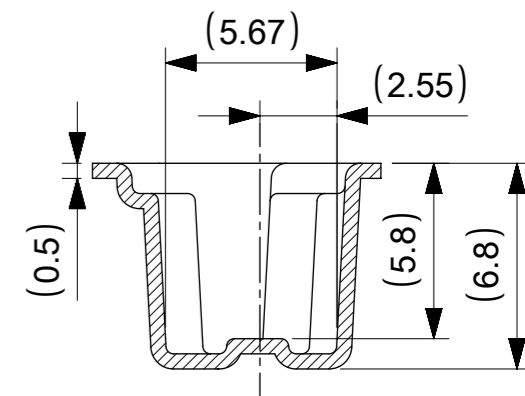


SECTION Y-Y

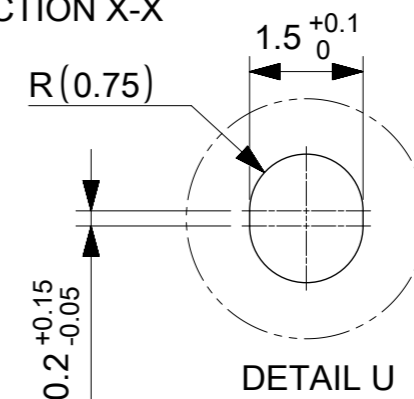
引き出し方向
PULL OUT DIRECTION



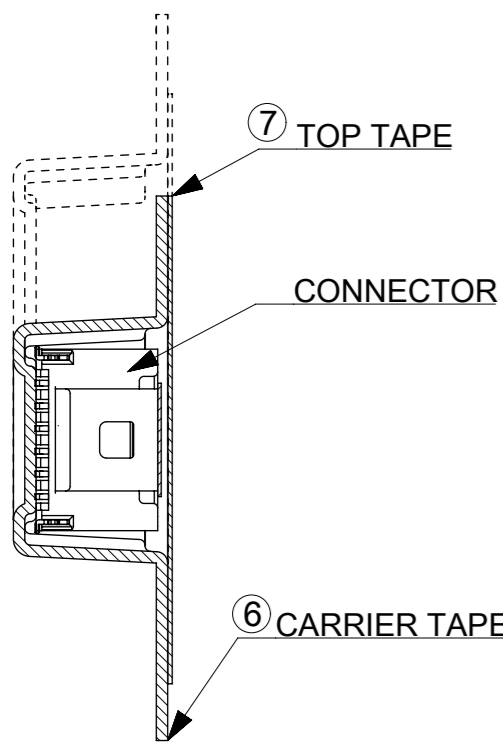
SECTION X-X



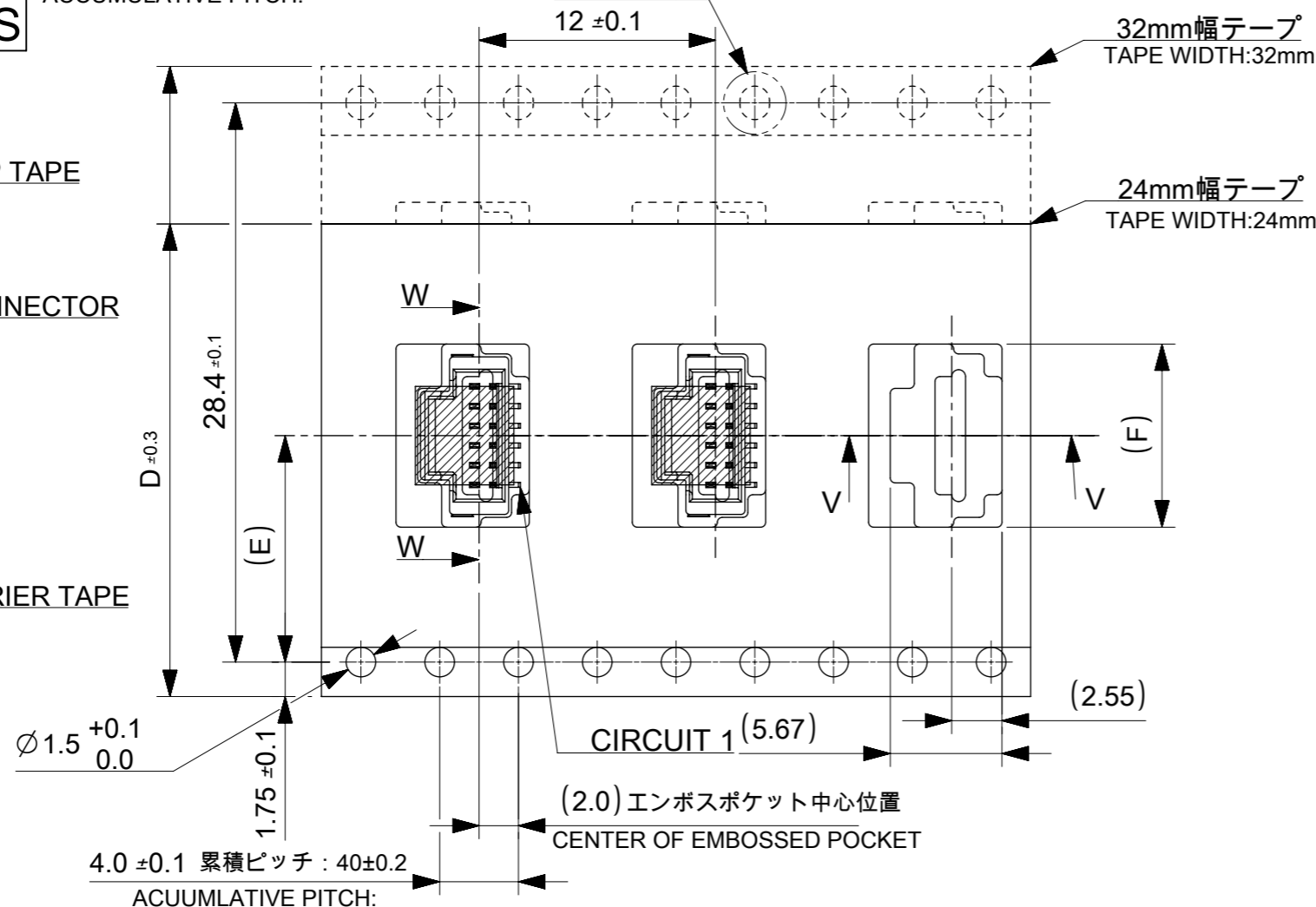
SECTION V-V



6~15 CIRCUITS



SECTION W-W



18.3			15
17.3	14.2	32	14
16.3			13
15.3			12
14.3			11
13.3			10
12.3	11.5	24	9
11.3			8
10.3			7
9.3			6
8.3			5
7.3	7.5	16	4
6.3			3
5.3			2
F	コネクタ中心位置 E SENER OF CONNECTOR	エンボステープ幅 D WIDTH OF TAPE	極数 CIRCUIT SIZE

番号 NO.	部品 PART	材質 MATERIAL
⑥	キャリアテープ CARRIER TAPE	ポリプロピレン(PP)、その他 POLYPROPYLEN(PP), etc
⑦	トップテープ TOP TAPE	ポリエチレン(PE)、その他 POLYETHYLENE(PE), etc

DOCUMENT STATUS	P1	RELEASE DATE	2019/04/05	01:07:41
-----------------	----	--------------	------------	----------

THIS DRAWING CONTAINS INFORMATION THAT IS PROPRIETARY TO MOLEX ELECTRONIC TECHNOLOGIES, LLC AND SHOULD NOT BE USED WITHOUT WRITTEN PERMISSION

SCALE: mm NTS

GENERAL TOLERANCES (UNLESS SPECIFIED):
 ANGULAR TOL ± 3.0°
 4 PLACES ± 0.2
 3 PLACES ± 0.2
 2 PLACES ± 0.2
 1 PLACE ± 0.2
 0 PLACES ± 0.2

THIRD ANGLE PROJECTION

DRAWING: A3-SIZE

SERIES: 203557

MATERIAL NUMBER: SEE SHEET 6

CUSTOMER: 2035570000-SD

DOC TYPE: PSD

DOC PART: 000

REVISION: A

SHEET NUMBER: 5 OF 6

CURRENT REV DESC:
 EC NO: 614886
 DRWN: AISHIKAWA 2019/04/02
 CHK'D: AIDA 2019/04/03
 APPR: KOMURAKAMI 2019/04/05
 INITIAL REVISION:
 DRWN: AISHIKAWA 2019/04/02
 APPR: KOMURAKAMI 2019/04/05

molex

PICO-CLASP 1.0 W/B
 SINGLE ROW VT SMT INNER LOCK GOLD PLATING
 0.76 MICRO-METER

PRODUCT CUSTOMER DRAWING

9 8 7 6 5 4 3 2 1

E

E

D

D

C

C

B

B

A

A

△13 △15 製品一覧 PRODUCT LIST

HOUSING COLOR	
NATURAL(BEIGE)	
203557 1507	15
△ 1407	14
1307	13
1207	12
1107	11
1007	10
0907	9
0807	8
0707	7
0607	6
0507	5
0407	4
▽ 0307	3
203557 0207	2
発注番号 ORDER No.	極数
梱包形態 : エンボスリール PACKAGE:EMBOSSED REEL	CIRCUIT SIZE

THIS DRAWING CONTAINS INFORMATION THAT IS PROPRIETARY TO MOLEX ELECTRONIC TECHNOLOGIES, LLC AND SHOULD NOT BE USED WITHOUT WRITTEN PERMISSION										
DIMENSION UNITS	SCALE	CURRENT REV DESC:					molex			
mm	NTS									
GENERAL TOLERANCES (UNLESS SPECIFIED)		EC NO: 614886					PICO-CLASP 1.0 W/B			
ANGULAR TOL	± 3.0 °	DRWN: AISHIKAWA 2019/04/02					SINGLE ROW VT SMT INNER LOCK GOLD PLATING			
4 PLACES	± 0.2	CHK'D: AIDA 2019/04/03					0.76 MICRO-METER			
3 PLACES	± 0.2	APPR: KOMURAKAMI 2019/04/05					PRODUCT CUSTOMER DRAWING			
2 PLACES	± 0.2	INITIAL REVISION:					DOCUMENT NUMBER	DOC TYPE	DOC PART	REVISION
1 PLACE	± 0.2	DRWN: AISHIKAWA 2019/04/02					2035570000-SD	PSD	000	A
0 PLACES	± 0.2	APPR: KOMURAKAMI 2019/04/05								
DRAFT WHERE APPLICABLE MUST REMAIN WITHIN DIMENSIONS	THIRD ANGLE PROJECTION	DRAWING	SERIES	MATERIAL NUMBER	CUSTOMER	SHEET NUMBER				
		A3-SIZE	203557	SEE SHEET 6		6 OF 6				

DOCUMENT STATUS	P1	RELEASE DATE	2019/04/05	01:07:41
-----------------	----	--------------	------------	----------

9 8 7 6 5 4 3 2 1

FORMAT: master-ib-prod-A3
REVISION: 11
DATE: 2018/01/18