

IEC Appliance Inlet C14, with Line Switch 2-pole, Voltage Selector and Fuseholder 1or 2-pole



### Approvals and Compliances

#### Description

- Panel Mount :  
Screw-on version from front or rear side , Appliance Inlet , Protection class I , Voltage Selector , Line Switch 2-pole
- Solder terminals or quick connect terminals

#### Characteristics

- With voltage selector and line switch

#### References

Last order date: 30.06.2017  
 Last delivery date: 30.09.2017

#### Weblinks

[pdf datasheet](#), [html-datasheet](#), [General Product Information](#), [Distributor-Stock-Check](#), [Accessories](#), [Detailed request for product](#), [Microsite](#)

Newly available variants corresponding to V-Lock mating cordset. The connector is equipped with a notch intended for use with the latching cordset. The cord latching system prevents against accidental removal of the cordset.

#### Technical Data

Ratings IEC	10A / 250VAC; 50Hz	appliance inlet/-outlet	C14 acc. to IEC 60320-1
Ratings UL/CSA	10A / 250VAC; 60 Hz		UL 498, CSA C22.2 no. 42 (for cold conditions) pin-temperature 70 °C, 10A, Protection Class I
Dielectric Strength	> 1.5kVAC between L-N > 3kVAC between L/N-PE (1 min/50Hz)	Fuseholder	1 or 2 pole, acc. to IEC 60127-6, for fuse-links 5 x 20mm
Allowable Operation Temperature	-25 °C to 70 °C	Power Acceptance @ Ta > 23°C	Admissible power acceptance at higher ambient temperature see derating curves
IP-Protection	from front side IP 20 acc. to IEC 60529	Line Switch	Rocker switch 2-pole, non-illuminated or illuminated black, acc. to IEC 61058-1 <a href="#">Technical Details</a>
Insulation cover	Suitable for appliances with protection class I acc. to IEC 61140	Voltage Selector	Step switch, 2 positions
Terminal	Solder terminals or quick connect terminals		
Material: Housing	PA6, black, UL 94V-0		

### Approvals and Compliances

Detailed information on product approvals, code requirements, usage instructions and detailed test conditions can be looked up in [Details about Approvals](#)

#### Approvals






The approval mark is used by the testing authorities to certify compliance with the safety requirements placed on electronic products.

Approval Reference Type: 6766

Approval Logo	Certificates	Certification Body	Description
	<a href="#">UL Approvals</a>	UL	UL File Number: E88880
	<a href="#">CSA Approvals</a>	CSA	CSA Certification Record: 1084381
	<a href="#">CSA Approvals</a>	CSA	CCC File Number: 1084381



**Product standards**

Product standards that are referenced

Organization	Design	Standard	Description
	Designed according to	IEC 60320-1	Appliance couplers for household and similar general purposes
	Designed according to	IEC 60127-6	Miniature fuses. Part 6. Fuse-holders for miniature fuse-links
	Designed according to	IEC 61058-1	Switches for appliances. Part 1. General requirements
	Designed according to	UL 498	Standard for Attachment Plugs and Receptacles
	Designed according to	CSA C22.2 no. 42	General Use Receptacles, Attachment Plugs, and Similar Wiring Devices






**Application standards**

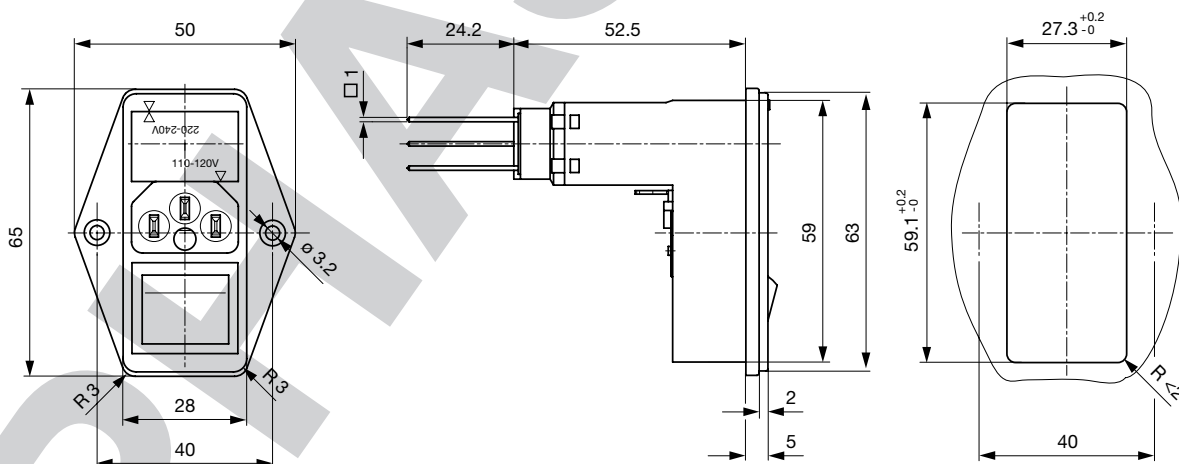
Application standards where the product can be used

Organization	Design	Standard	Description
	Designed for applications acc.	IEC/UL 60950	IEC 60950-1 includes the basic requirements for the safety of information technology equipment.
	Designed for applications acc.	IEC 60335-1	Safety of electrical appliances for household and similar purposes. Meets the requirements for appliances in unattended use. This includes the enhanced requirements of glow wire tests acc. to IEC 60695-2-12 and -13.

**Compliances**

The product complies with following Guide Lines

Identification	Details	Initiator	Description
	<a href="#">CE declaration of conformity</a>	SCHURTER AG	The CE marking declares that the product complies with the applicable requirements laid down in the harmonisation of Community legislation on its affixing in accordance with EU Regulation 765/2008.
	<a href="#">RoHS</a>	SCHURTER AG	EU Directive RoHS 2011/65/EU
	<a href="#">China RoHS</a>	SCHURTER AG	The law SJ / T 11363-2006 (China RoHS) has been in force since 1 March 2007. It is similar to the EU directive RoHS.
	<a href="#">REACH</a>	SCHURTER AG	On 1 June 2007, Regulation (EC) No 1907/2006 on the Registration, Evaluation, Authorization and Restriction of Chemicals 1 (abbreviated as "REACH") entered into force.
	<a href="#">MicrositeV-Lock</a>	SCHURTER AG	V-Lock system are based on a matching plug-dose combination. The connector is equipped with a notch intended for use with the latching cordset. The cord latching system prevents against accidental removal of the cordset.

**Dimensions [mm]**

Length of the terminal please find at the order code configuration table

**Config. Code**






6766 - H - ABCN - D - EGOP

The characters are placeholders for the correspondingly keys of selections from the key tables.

6766 - H - ABCN - D - EGOP = Type

Type	Configuration key
protection class I	X

6766 - H - ABCN - D - EGOP = Terminals

Terminal L		Configuration key
short solder terminal (L = 4.8 mm)		2
long solder terminal (L = 8.5 mm)		3
Blade terminal (2.8 x 0.8 mm)		7
Blade terminal (4.8 x 0.8 mm)		8
Blade terminal (6.3 x 0.8 mm)		9
connection to switch		C

6766 - H - ABCN - D - EGOP = Terminals

Terminal N		Configuration key
short solder terminal (L = 4.8 mm)		2
long solder terminal (L = 8.5 mm)		3
Blade terminal (2.8 x 0.8 mm)		7
Blade terminal (4.8 x 0.8 mm)		8
Blade terminal (6.3 x 0.8 mm)		9
connection to switch		C

Symbols similar as in table A

6766 - H - ABCN - D - EGOP = Terminals

Terminal Ground		Configuration key
short solder terminal (L = 4.8 mm)		2
long solder terminal (L = 8.5 mm)		3
Blade terminal (2.8 x 0.8 mm)		7
Blade terminal (4.8 x 0.8 mm)		8
Blade terminal (6.3 x 0.8 mm)		9

Symbols similar as in table A

6766 - H - ABCN - D - EGOP = Terminal Fuseholder

Terminal Fuseholder	Configuration key
PCB-terminal standard (additional solder terminal)	4

6766 - H - ABCN - D - EGOP = Color

Color	Configuration key
Black	A

6766 - H - ABCN - D - EGOP = Style

Style	Configuration key
flange with countersunk holes	1

6766 - H - ABCN - D - EGOP = Dimension S

Dimension "S"	Configuration key
00	

The dimension "S" is displayed in ( $1/10$  mm). This information is also valid for the order code

6766 - H - ABCN - D - EGOP = Features

Features	Configuration key
voltage selector with 1 fuse	6
voltage selector with 2 fuses	7

6766 - H - ABCN - D - EGOP = Switches

Switches	Configuration key
not used	0
dead cover	1
bipolar switch, 4,8mm blade terminal, black rocker	4
bipolar switch, solder terminals, black rocker	5
bipolar switch, 4,8mm blade terminal, rocker red illuminated	6
bipolar switch, solder terminal, rocker red illuminated	7
bipolar switch, 4,8mm blade terminals, rocker green illuminated	8
bipolar switch, solder terminals, rocker green illuminated	9

## All Variants

Type	Terminal L	Terminal N	Terminal Ground	Features	Switches	Config. Code	V-Lock	Order Number
protection class I	connection to switch	connection to switch	long solder terminal (L = 8.5 mm)	voltage selector with 2 fuses	not used	6766-X-CC34-A-10070		4304.6096
protection class I	connection to switch	connection to switch	long solder terminal (L = 8.5 mm)	voltage selector with 2 fuses	bipolar switch, 4,8mm blade terminal, black rocker	6766-X-CC34-A-10074		4304.6097
protection class I	connection to switch	connection to switch	long solder terminal (L = 8.5 mm)	voltage selector with 2 fuses	bipolar switch, solder terminals, black rocker	6766-X-CC34-A-10075		4304.6098
protection class I	connection to switch	connection to switch	long solder terminal (L = 8.5 mm)	voltage selector with 2 fuses	bipolar switch, solder terminals, rocker green illuminated	6766-X-CC34-A-10079		4304.6099
protection class I	connection to switch	connection to switch	Blade terminal (2.8 x 0.8 mm)	voltage selector with 2 fuses	bipolar switch, 4,8mm blade terminal, black rocker	6766-X-CC74-A-10074		4304.6100
protection class I	connection to switch	connection to switch	Blade terminal (4.8 x 0.8 mm)	voltage selector with 2 fuses	not used	6766-X-CC84-A-10070		4304.6101
protection class I	connection to switch	connection to switch	Blade terminal (4.8 x 0.8 mm)	voltage selector with 2 fuses	bipolar switch, 4,8mm blade terminal, rocker red illuminated	6766-X-CC84-A-10076		4304.6102
protection class I	connection to switch	connection to switch	Blade terminal (6.3 x 0.8 mm)	voltage selector with 2 fuses	not used	6766-X-CC94-A-10070		4304.6103
protection class I	connection to switch	connection to switch	Blade terminal (6.3 x 0.8 mm)	voltage selector with 2 fuses	bipolar switch, 4,8mm blade terminal, black rocker	6766-X-CC94-A-10074		4304.6104

The listed variants should be available from stock. Other versions on request [www.schurter.com/contact](http://www.schurter.com/contact)

Most Popular.

Availability for all products can be searched real-time: <https://www.schurter.com/en/Stock-Check/Stock-Check-SCHURTER>

**Packaging unit** 50 Pcs

## Mating Outlets/Connectors

## Category / Description

## Appliance Outlet Overview complete



IEC Appliance Outlet F, Screw-on Mounting, Front Side, Solder Terminal	4787
IEC Appliance Outlet F, Snap-in Mounting, Front Side, Solder or Quick-connect Terminal	4788
IEC Appliance Outlet F or H, Screw-on Mounting, Front Side, Solder, PCB or Quick-connect Terminal	5091

[Appliance Outlet further types to 6766](#)

## Connector Overview complete



4782 Mounting: Power Cord, 3 x 1 mm <sup>2</sup> / 3 x 18 AWG, Cable, Connector: IEC C13	4782
4022 Mounting: Power Supply Cord, 3 x 1.5 mm <sup>2</sup> , Screw clamps, Connector: IEC C13	4022
4785 Mounting: Power Cord, 3 x 1 mm <sup>2</sup> / 3 x 18 AWG, Cable, Connector: IEC C13	4785
4300-06 Mounting: Power Cord, 3 x 1 mm <sup>2</sup> / 3 x 18 AWG, Cable, Connector: IEC C13	4300-06
4012 Mounting: Power Supply Cord, 3 x 1.5 mm <sup>2</sup> , Screw clamps, Connector: IEC C13	4012

[Connector further types to 6766](#)

...

### Mating Outlets/Connectors shuttered



Power Cord Overview complete

VAC13KS, Overview, diverse Connector IEC C13, cord end:

VAC13KS

Power Cord further types to 6766

PHASE-OUT