

Cable according to UL 758, style 1682 (wires) and style 2789 (assembly and insulators)



Rating temperature	-20 °C +105 °C
Voltage rating UL 2789	30 V
Max conductor resistance (20°C)	233 Ω/km
Min insulator resistance (20°C)	1 MΩ/km
Nominal differential capacitance (1 kHz)	110 pF/m
Nominal differential impedance (TDR)	85 Ω
Propagation velocity	55 %

Conductor	7x ϕ 0,13 mm stranded tinned copper (0,09 mm ² / AWG28)
Insulator	PVC ϕ 0,62 mm (50 pairs : ϕ 0,67 mm)
Shield	Tinned copper braid covering > 80 %
Jacket	PVC

P/N	Jacket color	Nr of pairs	Outside diameter
			Nominal
60 90 005 6010	beige	5	5,4
60 90 010 6010		10	6,6
60 90 013 6010		13	6,8
60 90 018 6010		18	7,5
60 90 025 6010		25	8,5
60 90 034 6010		34	8,9
60 90 050 6010		50	11,1

Cable marking =  AMW 2789 60°C 30V



Alle Rechte vorbehalten/ All rights reserved

			Dat.		Name		 All Dim. in mm Orig. Size DIN A 4	Shielded cable with twisted pairs (5 to 50 pairs) AWG 28/7 Roll length : 100 m	Maßstab/ Scale
		Detail.	09/05/12	SD					
		Insp.	09/05/12	JMV					
		Stand.							
36325	29/05/12	BH	HARTING EURL F-95972 Paris					TB 60 90 OXX 6010	Blatt/ Page 1 / 2
36304	09/05/12	SD							
Mod.	Dat.	Name							

Nr of pairs: X		5	10	13	14	18	20	25	34	40	48	50
1st wire	2nd wire	Pairs order from centre										
pink	black	1	1	1	1	1	1	1	1	1	1	1
pink	brown	2	2	2	2	2	2	2	2	2	2	2
pink	red	3		3	3	3	3	3	3		3	3
pink	orange	4		4	4	4	4		4		4	4
pink	yellow	5				5	5		5		5	
pink	green					6	6		6		6	
pink	blue						7				7	
white	black		3	5	5	7	8	4	7	3	8	5
white	brown		4	6	6	8	9	5	8	4	9	6
white	red		5	7	7	9	10	6	9	5	10	7
white	orange		6	8	8	10	11	7	10	6	11	8
white	yellow		7	9	9	11	12	8	11	7	12	9
white	green		8	10	10	12	13	9	12	8	13	10
white	blue		9	11	11	13	14	10	13	9	14	11
white	purple		10	12	12	14	15	11	14		15	12
white	grey			13	13	15	16		15		16	13
white	pink				14	16	17		16		17	14
grey	black					17	18	12	17	10	18	15
grey	brown					18	19	13	18	11	19	16
grey	red						20	14	19	12	20	17
grey	orange							15	20	13	21	18
grey	yellow							16	21	14	22	19
grey	green							17	22	15	23	20
grey	blue							18	23	16	24	21
grey	purple							19	24	17	25	22
grey	white							20		18		
grey	pink							21	25	19	26	23
purple	black							22	26	20	27	24
purple	brown							24	27	21	28	25
purple	red							23	28	22	29	26
purple	orange							25	29		30	27
purple	yellow								30		31	28
purple	green								31		32	29
purple	blue								32		33	
purple	pink								33		34	
blue	black								34	23	35	30
blue	brown									24	36	31
blue	red									25	37	32
blue	orange									26	38	33
blue	yellow									27	39	34
blue	green									29	40	35
blue	purple									29		36
blue	pink									30		37
green	black									31	41	38
green	brown									32	42	39
green	red									33	43	40
green	orange									34	44	41
green	yellow									35	45	42
green	purple									36		
green	pink									37		43
yellow	black									38	46	44
yellow	brown									39	47	45
yellow	red									40	48	46
yellow	orange											47
yellow	pink											48
orange	black											49
orange	brown											50

Alle Rechte vorbehalten/ All rights reserved

E
D
C
B

A			Detail.	Dat.	Name	 All Dim. in mm Orig. Size DIN A 4	Shielded cable with twisted pairs (5 to 50 pairs) AWG 28/7 Roll length : 100 m	Maßstab/ Scale
			Insp.	09/05/12	SD			
			Stand.					
36325	29/05/12	BH	HARTING EURL F-95972 Paris				TB 60 90 OXX 6010	Blatt/ Page 2 / 2
36304	09/05/12	SD	Mod.	Dat.	Name			