

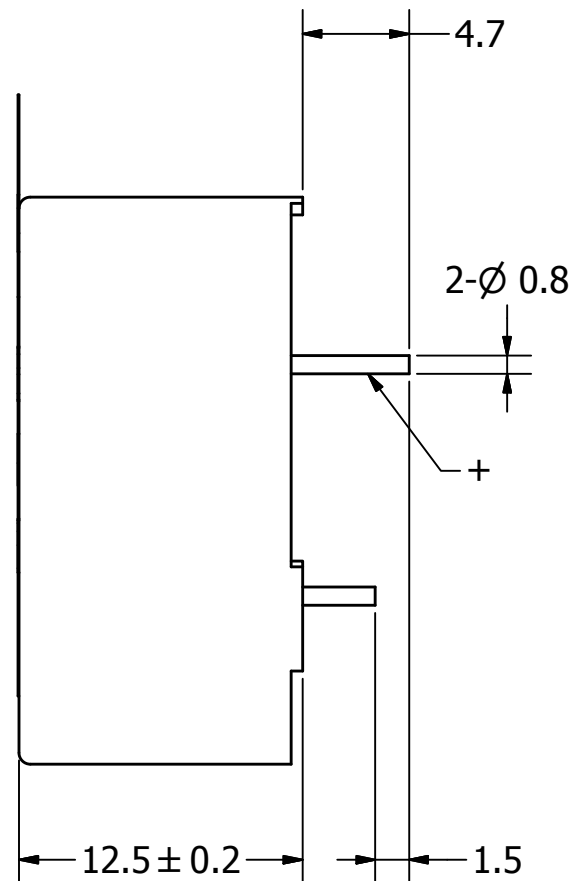
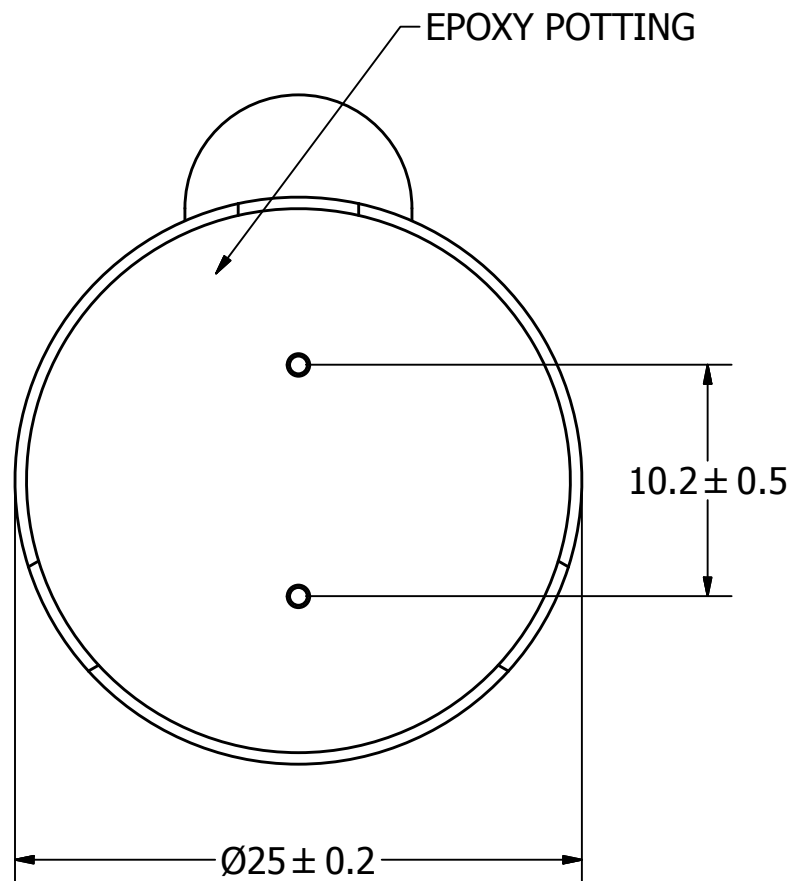
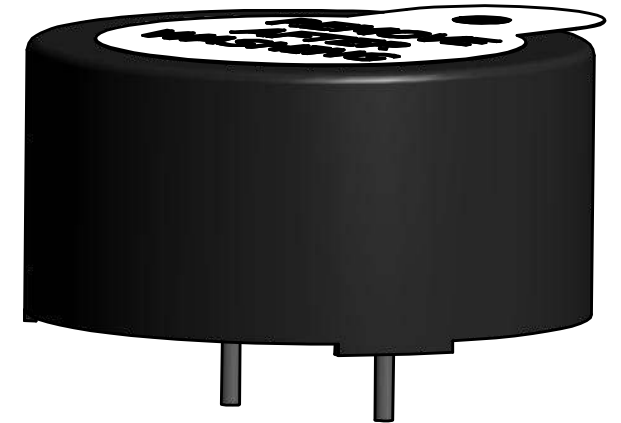
SPECIFICATIONS

PARAMETERS	VALUES	UNIT
RATED VOLTAGE	12	Vpk
OPERATING VOLTAGE RANGE	8 ~ 14	Vpk
RATED CURRENT (MAX)	55	mA
COIL RESISTANCE	120 ± 15	OHM
MINIMUM SPL @ 10 CM (@ 1kHz)	85	dBA
RESONANT FREQUENCY	1,000 - 1,500	Hz
OPERATING TEMPERATURE	-20 ~ +70	°C
STORAGE TEMPERATURE	-30 ~ +85	°C
HOUSING MATERIAL	NORYL	-
TERMINAL MATERIAL	Sn plated Cu	-
WEIGHT	10	grams

THIS DOCUMENT CONTAINS DATA PROPRIETARY TO PROJECTS UNLIMITED, INC. ANY USE OR REPRODUCTION, IN ANY FORM, WITHOUT PRIOR WRITTEN PERMISSION OF PROJECTS UNLIMITED, INC. IS PROHIBITED.
©2003, Projects Unlimited Inc.

REVISION HISTORY

LTR	DESCRIPTION	DATE	APPROVED
-	RELEASED FROM ENGINEERING	11/11/2014	



WAVE SOLDER AND WASH ALLOWED

NOTES:

1. ALL DIMENSIONS ARE IN MILLIMETERS.
2. SPECIFICATIONS SUBJECT TO CHANGE OR WITHDRAWL WITHOUT NOTICE.
3. THIS PART IS RoHS 2011/65/EU COMPLIANT.

UNLESS OTHERWISE SPECIFIED:
ALL PURCHASES ARE SUBJECT TO AND INCORPORATE THE PUI AUDIO TERMS AND CONDITIONS SALE FOUND AT http://www.puiaudio.com/pdf/terms_conditions.pdf (paper copy available upon request).
DIMENSIONS ARE IN MILLIMETERS, TOLERANCES ARE ±0.5 AND ANGLES ARE ±3°.

AT-2510-TWT-2-R.idw

SIZE
A3

Designed by	Date	Checked by	Date	Approved by	Date	Drawn Date
T.E.S.	10/31/2014	M.L.	11/11/2014	B.R.	11/11/2014	10/31/2014



AT-2510-TWT-2-R

Transducer (Electro-Mech)

Edition: -
Sheet: 1 / 1