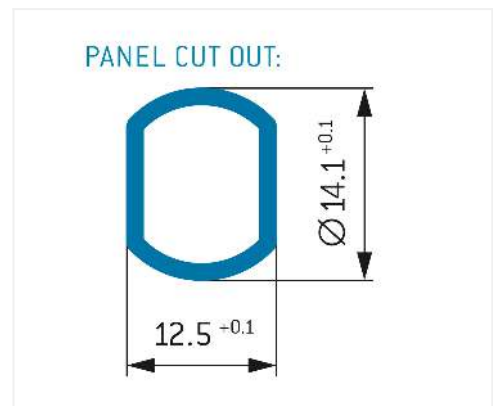

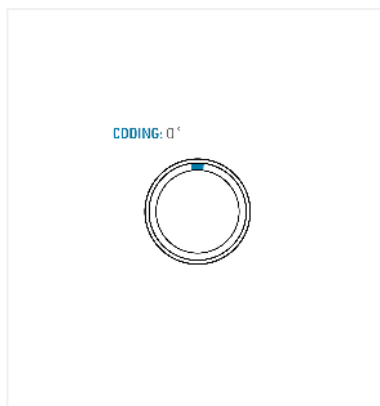


General information

Part number	G41M07-P03MJN0-0020
Termination	solder
Size	1
Locking principle	break , push
Coding	0_key



Contact insert description

Number of contacts	3
Contact type	pins
Contact diameter	09_fmbl
Insulator material	peek
Wire cross section	18_awg
Termination	solder
Termination diameter	14mm

reverse_gender_on_request

Technical information

Max. creepage and air clearance distance	47_20_mm	iec_60601_2mopp_2moop
Nominal current single contact	10_a	iec_60512_5_2
Nominal current insert	10 A	vde_0298_4
Test voltage	675_m_45_u_kv_dc	sae_13441

safety_text_hv
 iec_60601_receptacle

Mechanical and environmental data

Degree of protection*	ip67
Operating temperature	50_120_c
Mating cycles	5000

mated_g4_a5_unmated

Insulator materials MEDI-SNAP®

psu_peek

Material and surface treatments

Housing	psu_gray
Color option	red
Contact	cu_alloy_gold

safety_text_2
ul_text
illustrative_text