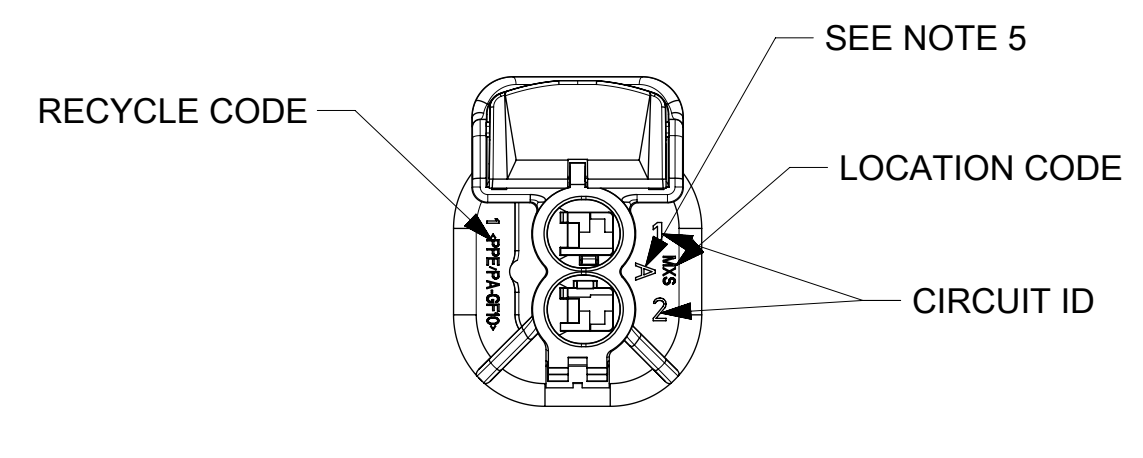
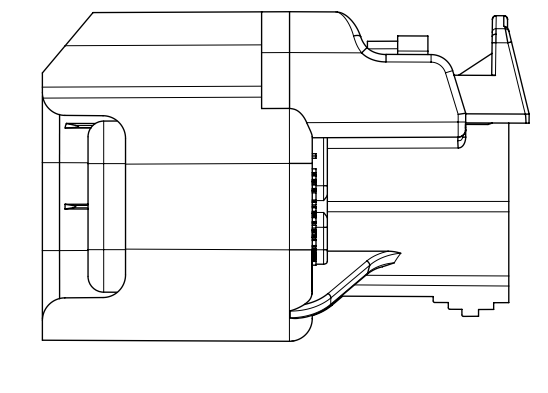
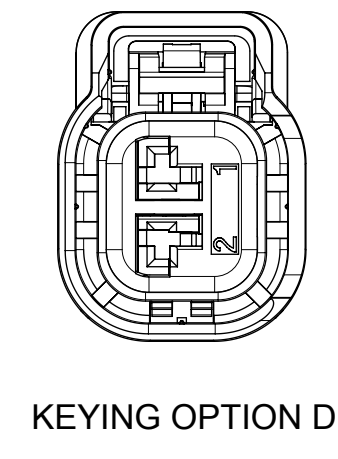
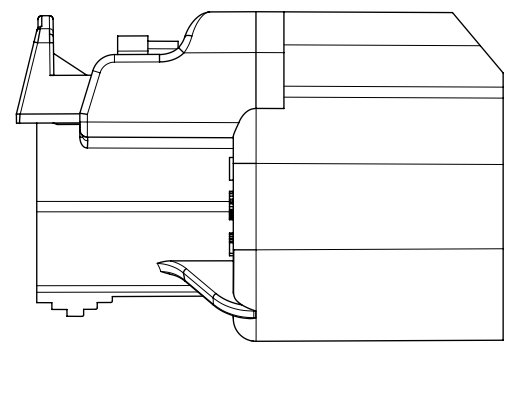
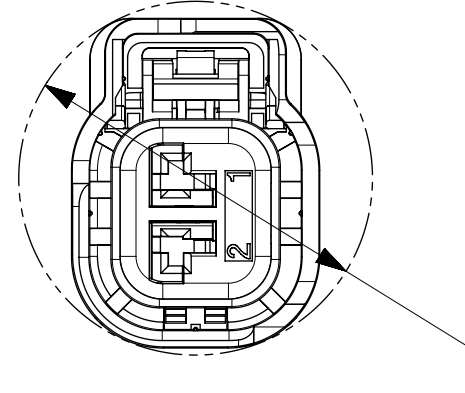
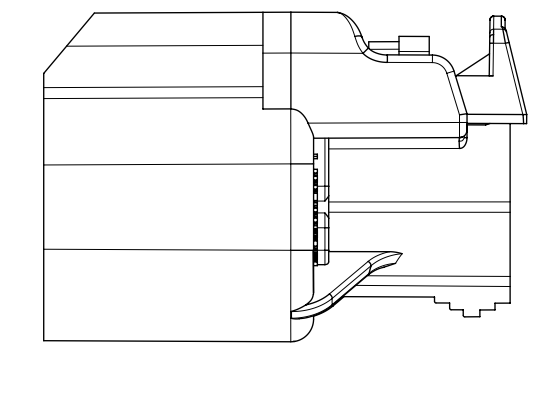
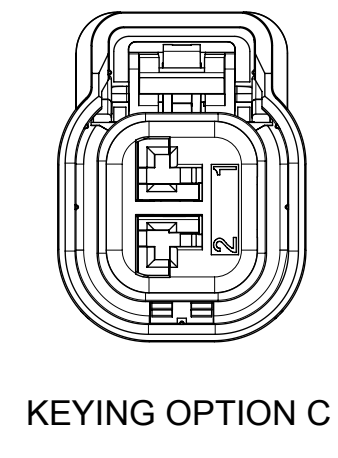
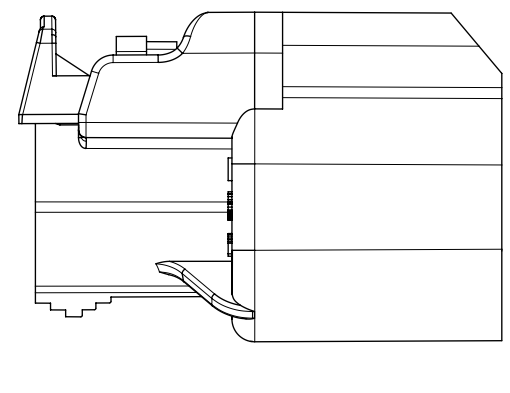
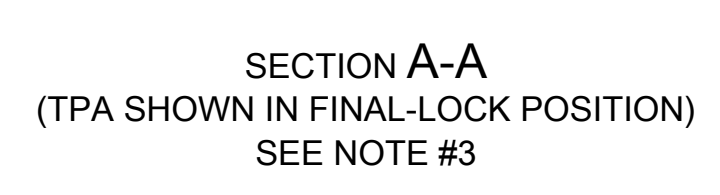
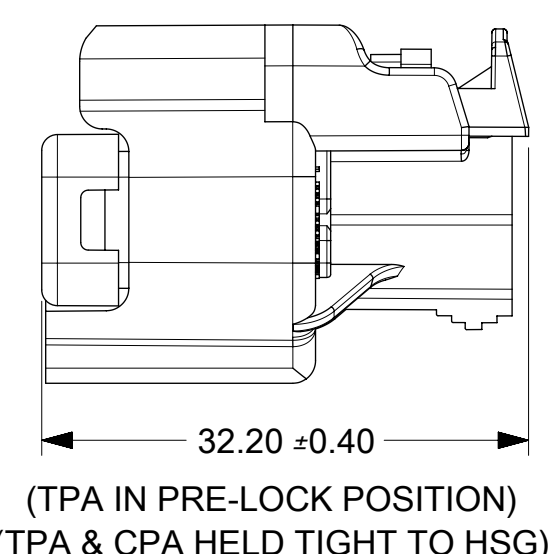
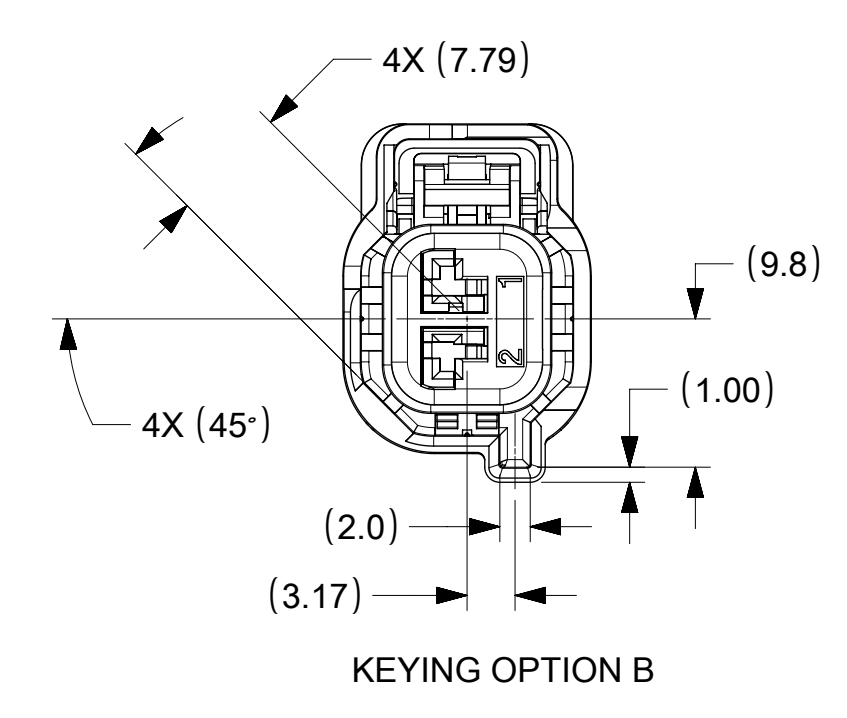
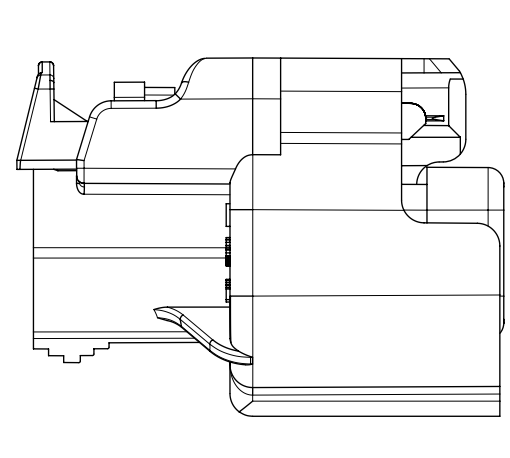
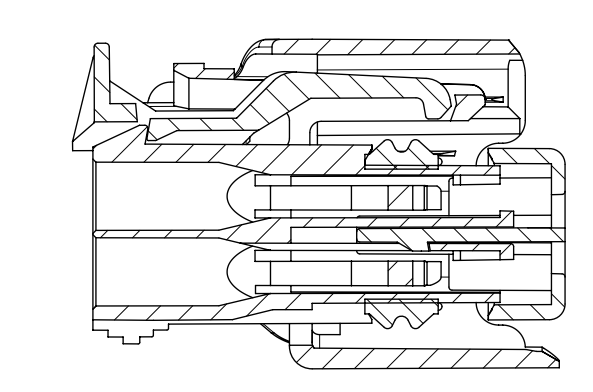
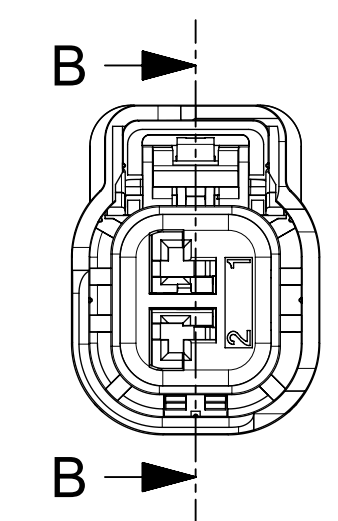
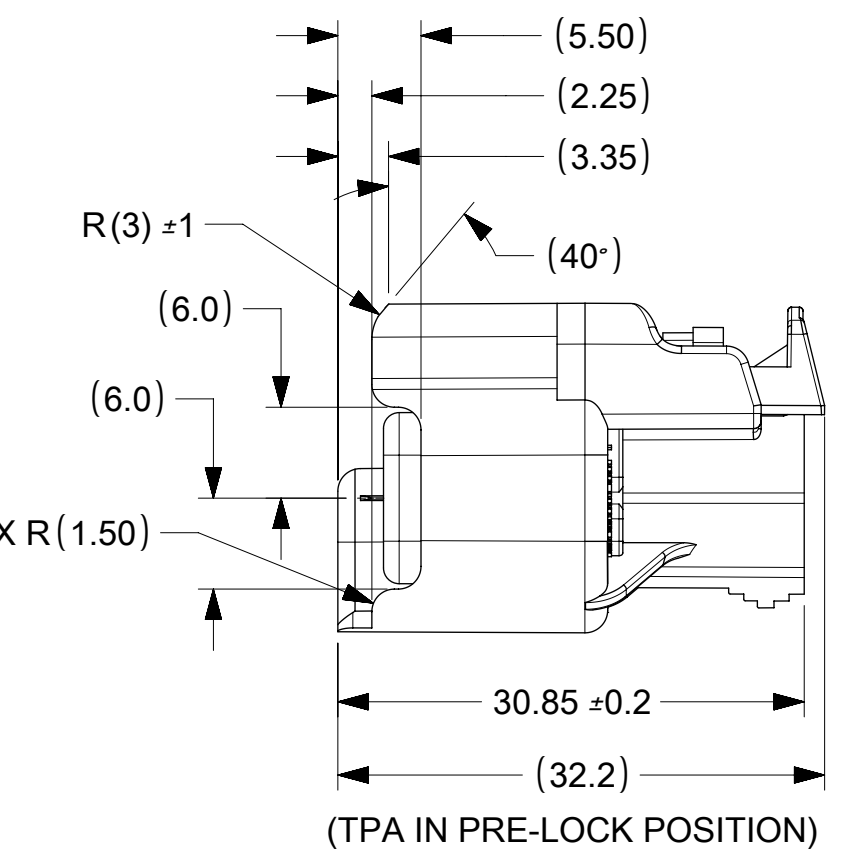
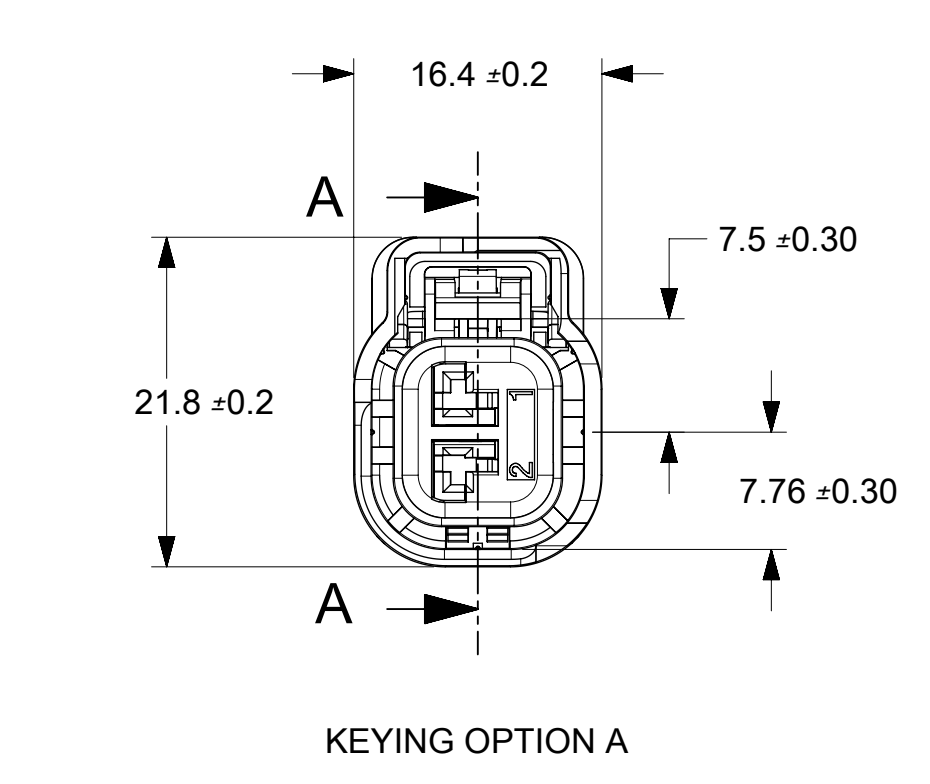
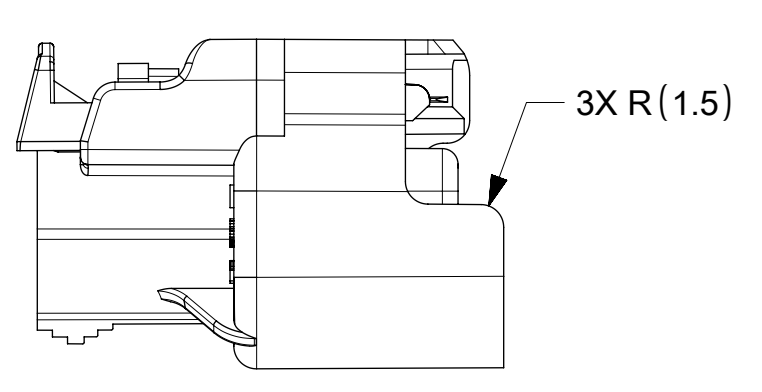
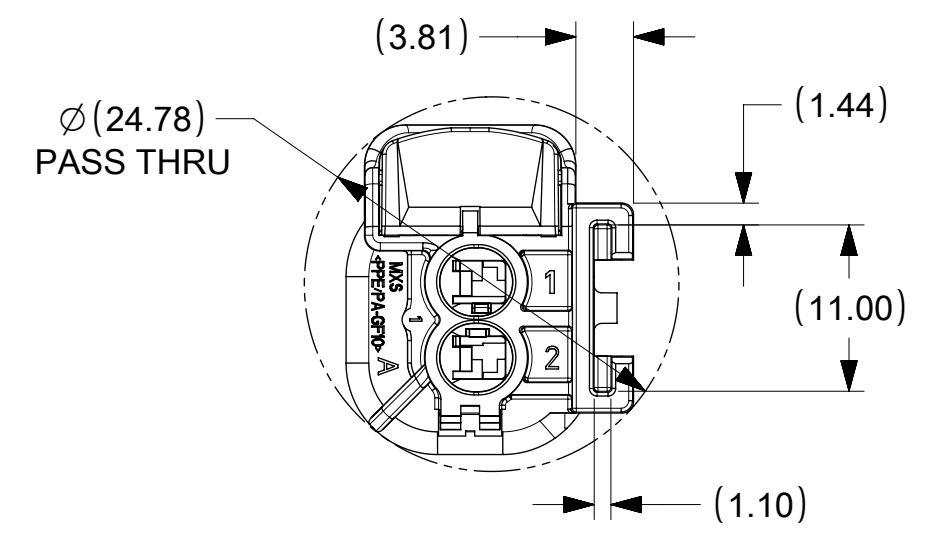
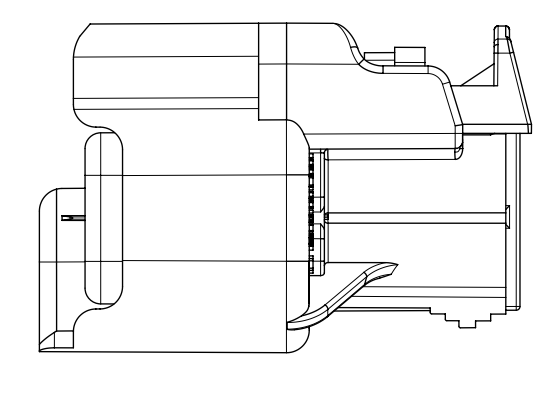
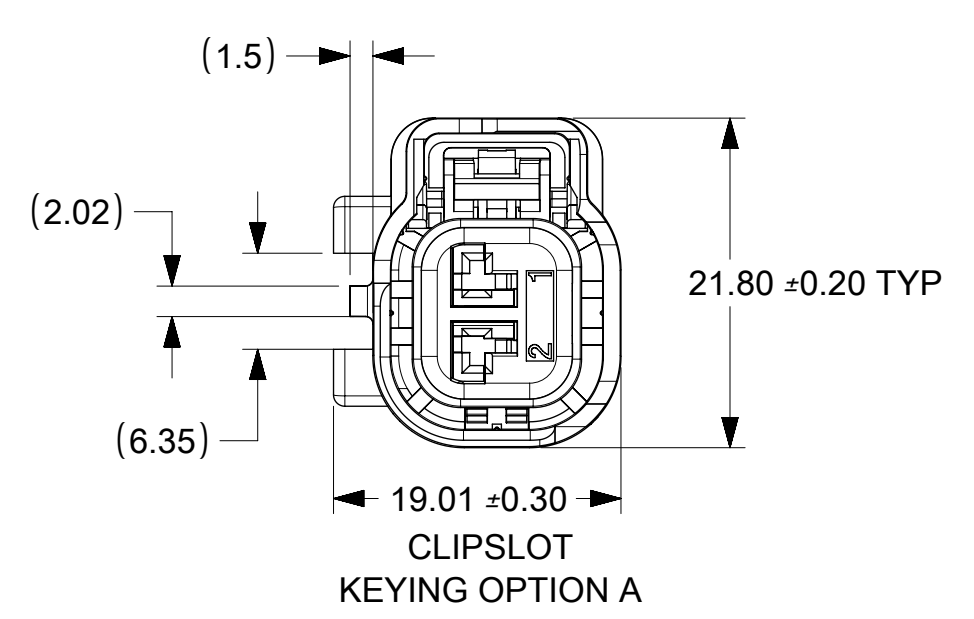
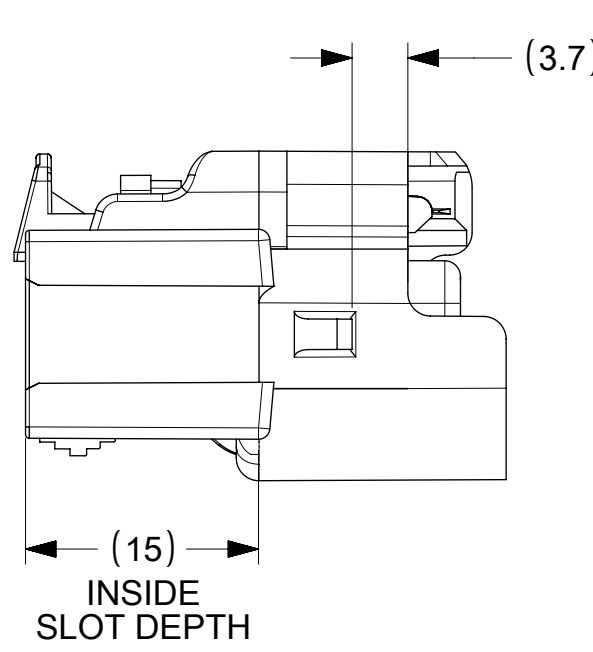
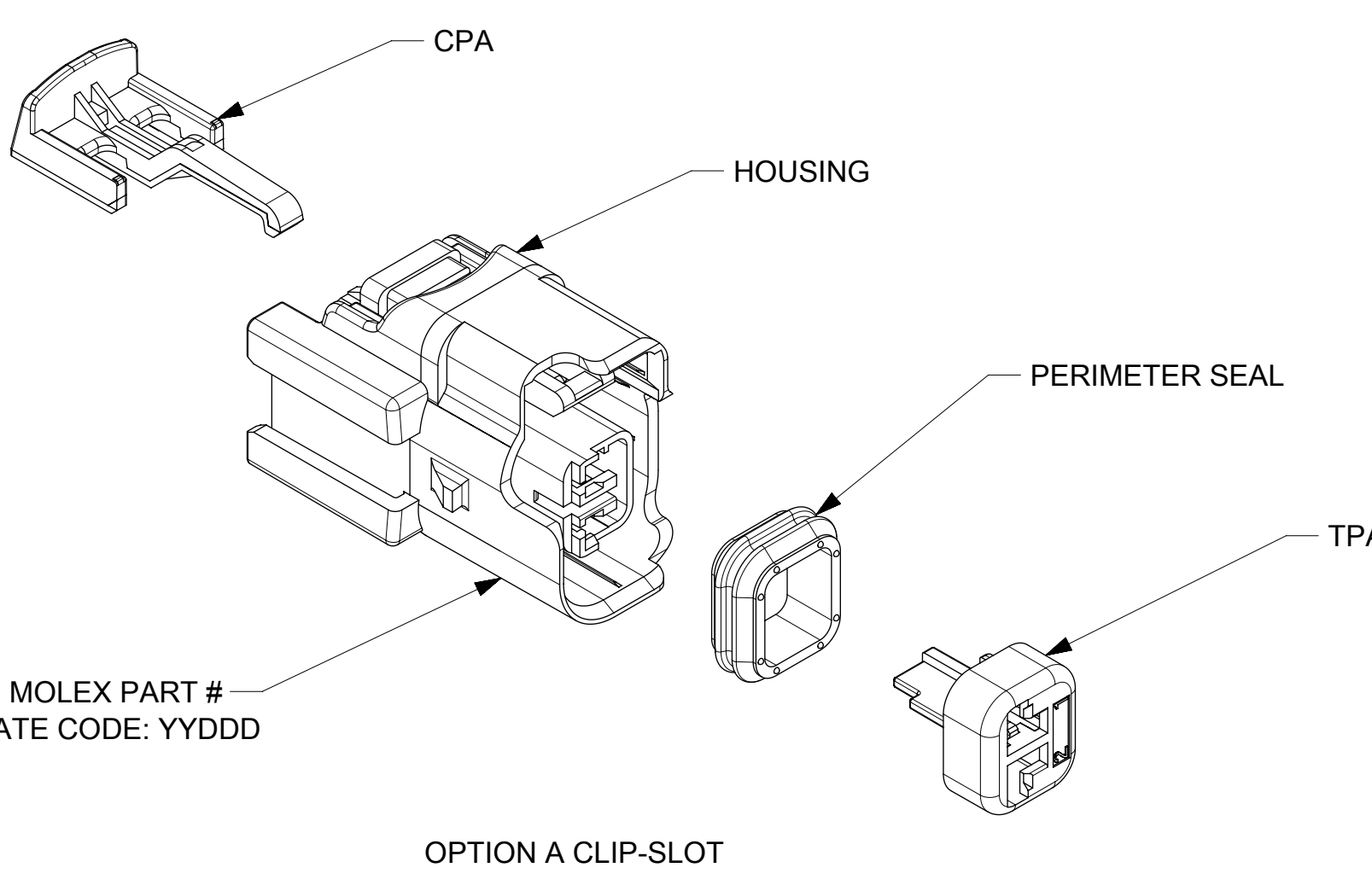
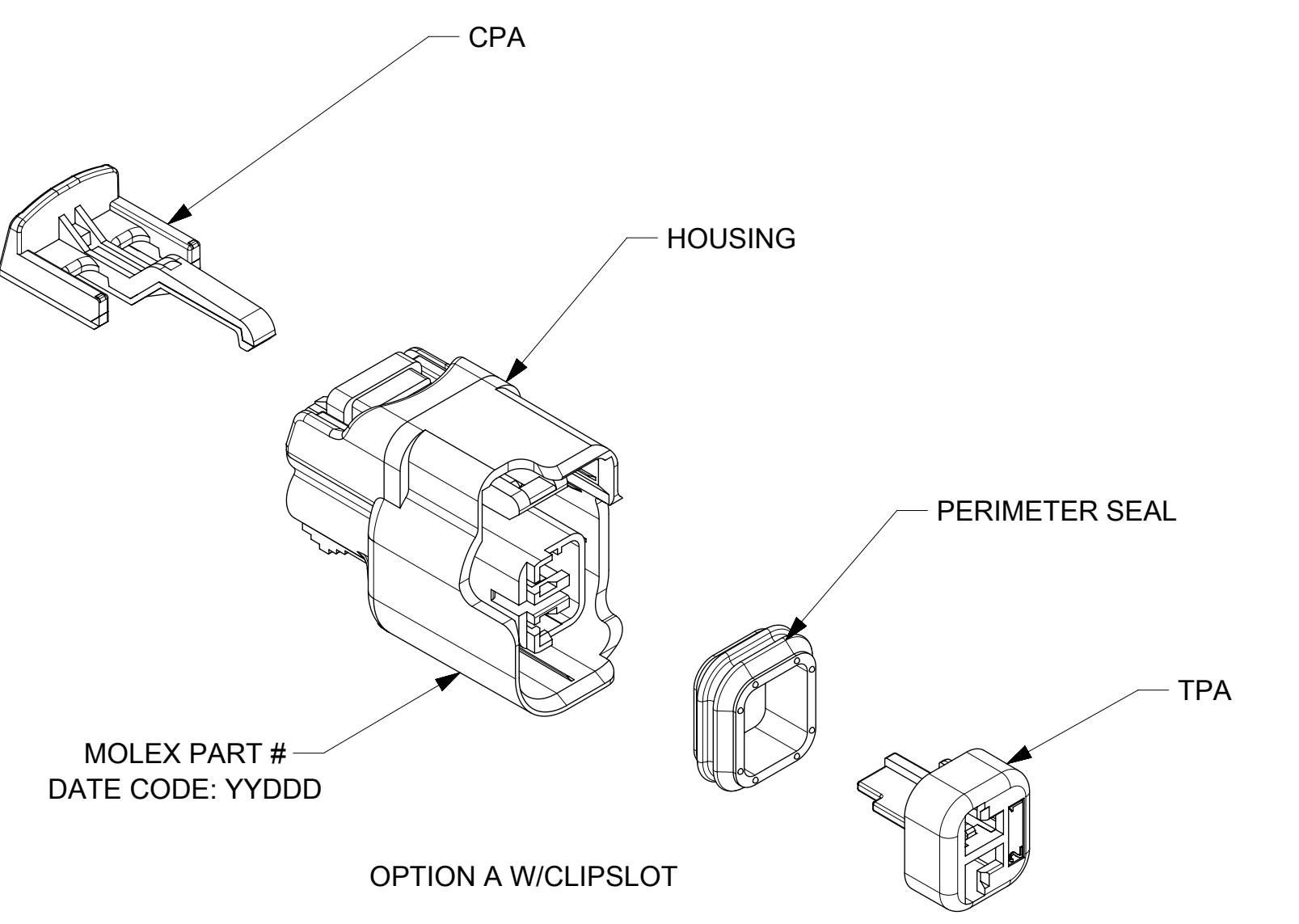
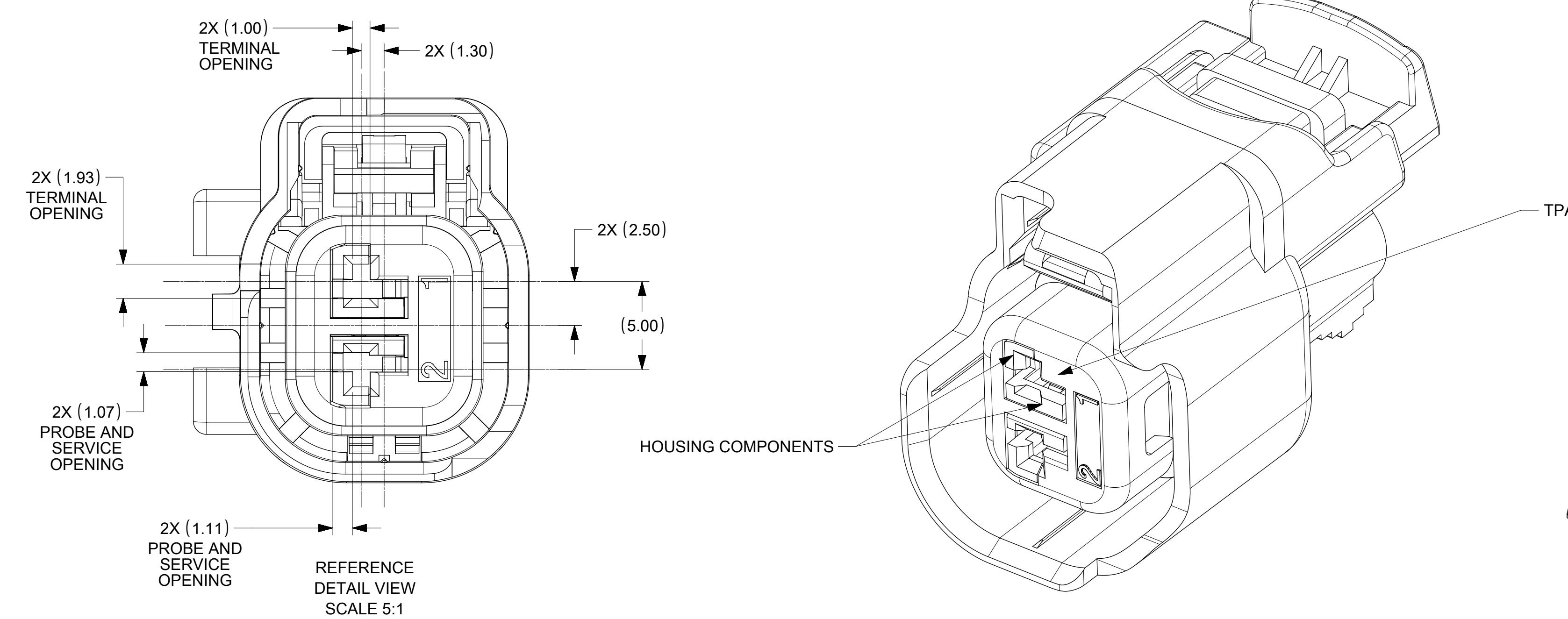


ASSEMBLY PART NUMBER	COLOR	KEYING OPTION	CPA	CLIPSLLOT	TOOLED	STATUS SEE NOTE 8
34062-0001	BLACK	A	NO	NO	YES	OBSOLETE
34062-0002	GRAY	B	NO	NO	YES	OBSOLETE
34062-0003	BLACK	C	NO	NO	YES	OBSOLETE
34062-0004	BLACK	D	NO	NO	YES	OBSOLETE
34062-0005	BLACK	A	YES	NO	YES	OBSOLETE
34062-0006	GRAY	B	YES	NO	YES	PLANNED FOR OBSOLESCENCE SEE REFERENCE P/N 34062-0026
34062-0007	BLACK	C	YES	NO	YES	OBSOLETE
34062-0008	BLACK	D	YES	NO	YES	OBSOLETE
34062-0009	GRAY	D	NO	NO	YES	OBSOLETE
34062-0010	GRAY	D	YES	NO	YES	OBSOLETE
34062-0011	BLACK	A	NO	YES	YES	OBSOLETE
34062-0012	GRAY	B	NO	YES	NO	OBSOLETE
34062-0013	BLACK	C	NO	YES	NO	OBSOLETE
34062-0014	BLACK	D	NO	YES	NO	OBSOLETE
34062-0015	BLACK	A	YES	YES	YES	OBSOLETE
34062-0016	GRAY	B	YES	YES	NO	OBSOLETE
34062-0017	BLACK	C	YES	YES	NO	OBSOLETE
34062-0018	BLACK	D	YES	YES	NO	OBSOLETE
34062-0019	GRAY	D	NO	YES	NO	OBSOLETE
34062-0020	GRAY	D	YES	YES	NO	OBSOLETE



- NOTES: UNLESS OTHERWISE SPECIFIED
- ASSEMBLY CONFORMS TO:  
SAE/USCAR-12, REV 2.  
SAE/USCAR-2, REV 4  
EXCEPT TPA REMOVAL FROM FINAL LOCK - SECOND CYCLE, SHALL NOT BE LESS THAN 12 NEWTONS.  
SAE/USCAR-20 DEC. 2001.
  - DESIGNED TO MATE WITH DEVICE CONNECTION AS SPECIFIED IN EWCAP DRAWING 150-S-002-1-Z01 REV A (9-18-2003).
  - ASSEMBLY SHIPPED WITH TPA IN PRE-LOCK POSITION (SEE SECTION B-B PRE-LOCK). UPON FULL TERMINAL ASSEMBLY, EACH TPA MUST BE SNAPPED INTO ITS FINAL-LOCK POSITION.
  - OPTIONAL CPA SHOWN IN ALL VIEWS. SEE TABLES FOR SPECIFIC ASSEMBLY OPTION AND NUMBER.
  - KEYING OPTION AND ASSEMBLY MACHINE IDENTIFIER.
  - RECYCLE CODE FOR PERIMETER SEAL: SILICON 50 DUROMETER  
HOUSING: PPE/PA-GF10  
TPA/CPA: PBT-GF30
  - SYSTEM TESTED USING ESB-M1L123-A, 16, 18, 20&22 AWG WIRE. MS-8288 AND MS9502 ARE ACCEPTABLE ALTERNATIVES.
  - FOR RECOMMENDED PART NUMBERS NOT SHOWN ON THIS DRAWING SEE SD-34062-002 & SD-34062-004.

AWG	METRIC	WIRE SIZE	PREFERRED TERMINAL	OPTIONAL TERMINAL	PAYOFF DIRECTION	PLATING	GRIP	YAZAKI P/N	WIRE OD RANGE	COLOR	QSR P/N	WIRE OD RANGE	COLOR
22	0.50	34083-2003	34083-0003	RIGHT	TIN	22	7158-3030-50	1.20-1.70	RED	E-1644-01	1.19-1.65	PINK	
22	0.50	34083-3003	34083-1003	LEFT	TIN	22	7158-3030-50	1.20-1.70	RED	E-1644-01	1.19-1.65	PINK	
22	0.50	34081-2005	34081-0005	RIGHT	GOLD	22	7158-3030-50	1.20-1.70	RED	E-1644-01	1.19-1.65	PINK	
22	0.50	34081-3005	34081-1005	LEFT	GOLD	22	7158-3030-50	1.20-1.70	RED	E-1644-01	1.19-1.65	PINK	
20	0.75	34083-2002	34083-0002	RIGHT	TIN	18/20	7158-3031-90	1.63-2.40	BLUE	E-1644-00	1.60-2.10	GREEN	
20	0.75	34083-3002	34083-1002	LEFT	TIN	18/20	7158-3031-90	1.63-2.40	BLUE	E-1644-00	1.60-2.10	GREEN	
20	0.75	34081-2004	34081-0004	RIGHT	GOLD	18/20	7158-3031-90	1.63-2.40	BLUE	E-1644-00	1.60-2.10	GREEN	
20	0.75	34081-3004	34081-1004	LEFT	GOLD	18/20	7158-3031-90	1.63-2.40	BLUE	E-1644-00	1.60-2.10	GREEN	
18	1.0	34083-2002	34083-0002	RIGHT	TIN	18/20	7158-3031-90	1.63-2.40	BLUE	E-1644-00	1.60-2.10	GREEN	
18	1.0	34083-3002	34083-1002	LEFT	TIN	18/20	7158-3031-90	1.63-2.40	BLUE	E-1644-00	1.60-2.10	GREEN	
18	1.0	34081-2004	34081-0004	RIGHT	GOLD	18/20	7158-3031-90	1.63-2.40	BLUE	E-1644-00	1.60-2.10	GREEN	
18	1.0	34081-3004	34081-1004	LEFT	GOLD	18/20	7158-3031-90	1.63-2.40	BLUE	E-1644-00	1.60-2.10	GREEN	
16	1.5	34083-2001	34083-0001	RIGHT	TIN	14/16	7158-3031-90	1.63-2.40	BLUE	E-1644-02	2.10-2.50	YELLOW	
16	1.5	34083-3001	34083-1001	LEFT	TIN	14/16	7158-3031-90	1.63-2.40	BLUE	E-1644-02	2.10-2.50	YELLOW	
16	1.5	34081-2003	34081-0003	RIGHT	GOLD	16	7158-3031-90	1.63-2.40	BLUE	E-1644-02	2.10-2.50	YELLOW	
16	1.5	34081-3003	34081-1003	LEFT	GOLD	16	7158-3031-90	1.63-2.40	BLUE	E-1644-02	2.10-2.50	YELLOW	
AWG METRIC		YAZAKI P/N	WIRE OD RANGE	COLOR	QSR P/N	WIRE OD RANGE	COLOR						
WIRE SIZE		PREFERRED TERMINAL	OPTIONAL TERMINAL	PAYOFF DIRECTION	PLATING	GRIP	YAZAKI	CABLE SEAL	QSR				
RELEASE STATUS		RELEASE DATE											

QUALITY SYMBOLS	THIS DRAWING CONTAINS INFORMATION THAT IS PROPRIETARY TO MOLEX ELECTRONIC TECHNOLOGIES, LLC AND SHOULD NOT BE USED WITHOUT WRITTEN PERMISSION																			
△ = 0	EC NO: 117955 DRWN: MSELANGOVAN CHKD: KDKOSKI REV APPR: 2017/04/27 2017/06/14	GENERAL TOLERANCES (UNLESS SPECIFIED)		DIMENSION UNITS	SCALE	<div style="text-align: center;"> <p>CONNECTOR ASSEMBLY 2-WAY FUEL 1.5MM FEMALE FUEL INJECTOR CONNECTOR</p> <p>PRODUCT CUSTOMER DRAWING</p> </div>														
∇ = 0		ANGULAR TOL ± 3.0 °		MM	2:1															
▽ = 0		4 PLACES ±	L.P.LIM	DATE	2002/11/15															
◁ = 0		3 PLACES ±	CHK'D BY	DATE	DKOEHLER 2002/11/25															
▷ = 0		2 PLACES ± 0.1	APPR BY	DATE	CPENDLET 2002/11/25															
⊠ = 0		1 PLACE ± 0.3	DRAWING SIZE	THIRD ANGLE PROJECTION	E															
⊞ = 0		0 PLACES ±	DRAFT WHERE APPLICABLE MUST REMAIN WITHIN DIMENSIONS																	
⊟ = 0		SERIES			34062						MATERIAL NUMBER		SEE TABLE	CUSTOMER		GENERAL MARKET				
DOCUMENT NUMBER		SD-34062-001		DOC TYPE							PSD		DOC PART		000	SHEET NUMBER		1 OF 1		