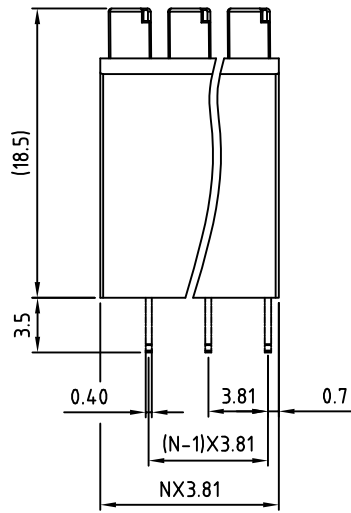
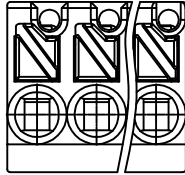
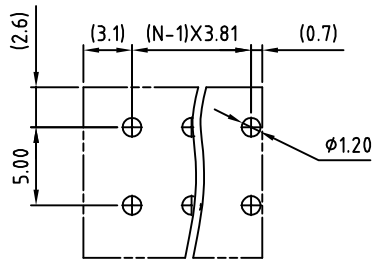
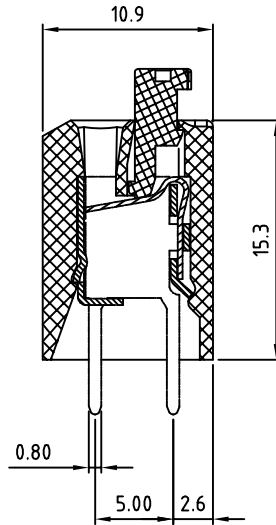


SIGN	DATE	DESCRIPTION	APPROVER
THIS IS CAD DRAWING, DO NOT REVISE MANUALLY!!!			



N=Number of contacts



PCB. LAYOUT

Material

- Contact pin : Brass
- Wire guard: Stainless steel
- Surface of solder tail : Tin plated
- Insulator (housing): Thermoplastic (UL94V-0)

Electrical cULus

- Voltage rating: 300V
- Current rating: 8A
- solid wire(AWG): 16-20
- Stranded wire(AWG): 16-20
- Wire strip length: 6-7mm
- Withstanding Voltage: 1.6KV
- Operating temperature: -30°C to +105°C
- Soldering temperature: 250°C±10°C/5 Sec
- Safety Approval: us

RoHS Compliant

PART NUMBER:

OSTHVXX3080

No. of Poles

02: 2 Poles

03: 3 Poles

... ..

24: 24 Poles

COLOR:

8: Grey Standard)

9: Orange



THESE DRAWINGS AND SPECIFICATIONS ARE THE PROPERTY OF ON-SHORE TECHNOLOGY, INC. AND SHALL NOT BE REPRODUCED, COPIED OR USED IN ANY MANNER WITHOUT THE PRIOR WRITTEN CONSENT OF ON-SHORE TECHNOLOGY, INC.

TITLE		OSTHV 3.81mm series 2p-24p			
PART NO.	OSTHVXX3080	DWG NO.	OSTHVXX3080.DWG		
APPROVED	CHECKED	DESIGNED	DRAWN	CUST NO.	Tolerance
Shi jun 2006.11.01	Marvin 2006.07.03	Steady 2006.10.06	Steady 2006.10.06		X. ±0.50
					X.X ±0.30
					X.XX ±0.10
					X° ±1°
				SHEET: 01/01	REV: D