

## Series AMEPR10D-AZ

up to 0.7A | AC-DC LED driver



### FEATURES:

- AC-DC Constant current LED Driver
- Input range 90-264VAC/47-440Hz
- High Efficiency up to 81%
- Operating temperature -20 to 80°C
- Total Harmonic Distortion < 20%
- 5 Year Limited Warranty
- Over Temperature Protection
- IP20 and IP67 Case
- Active PFC with TRIAC dimmable<sup>®</sup>
- SCP, Over Voltage Protection
- Leading or Trailing Edge Triac



### Models Single output

Model	Max Output Power (W) <sup>①</sup>	Output Voltage Range (V)	No Load Output Voltage (V max.)	Output Current (A)	Input Voltage (VAC/Hz)	Efficiency (%)	
						115 VAC	230 VAC
AMEPR10D-5020AZ+Suffix <sup>②</sup>	10	36-50	62	0.2	90-264/47-440	78	79
AMEPR10D-4025AZ+Suffix <sup>②</sup>	10	30-40	62	0.25	90-264/47-440	81	80
AMEPR10D-3630AZ+Suffix <sup>②</sup>	10.8	24-36	52	0.3	90-264/47-440	80	81
AMEPR10D-3035AZ+Suffix <sup>②</sup>	10.5	15-30	34	0.35	90-264/47-440	77	78
AMEPR10D-1564AZ+Suffix <sup>②</sup>	9.6	8-15	23	0.64	90-264/47-440	77	76
AMEPR10D-1270AZ+Suffix <sup>②</sup>	8.4	5-12	23	0.7	90-264/47-440	78	79

<sup>①</sup> Exceeding the maximum output power will permanently damage the converter.

### ② Model Nomenclature for Ordering:

Add Suffix "-UD"	Universal AC input 90-264VAC (no TRIAC dimming option), IP20
Add Suffix "-UW"	Universal AC input 90-264VAC (no TRIAC dimming option), IP67
Add Suffix "-110D"	AC input 90-135VAC, IP20
Add Suffix "-110W"	AC input 90-135VAC, IP67
Add Suffix "-220D"	AC input 180-264VAC, IP20
Add Suffix "-220W"	AC input 180-264VAC, IP67

NOTE: Aimtec limited warranty of 5 years is valid based on product operation at datasheet specifications at ambient temperature of 25°C, humidity<75%, nominal input voltage (115/230VAC) and at rated output load unless otherwise specified. See <http://www.aimtec.com/terms-sale>

AMEPR10D-AZ's AC/DC LED drivers have electrical safeguards designed within to protect it from conventional electrical abnormalities with the levels listed in the safety table. Applications for use within rural agricultural, heavy industrial, and other areas or regions which are prone to 'dirty' electrical conditions which would subject any of the above models to excessive voltages surges or spikes, may damage or cause early life failure of product. In this case consideration should be made by the end user to ensure that adequate line or mains surge suppression is installed in front of Aimtec device to ensure the longevity of the products. Failure to identify excessive line surges violations prior to installation may damage sensitive equipment permanently.

### Input Specifications

Parameters	Conditions	Typical	Maximum	Units
Inrush current <2ms (cold start)	115VAC	15		A
	230VAC	25		
Leakage current	115VAC	0.2		mA
	230VAC	0.25		
Current (Full Load)	115VAC	110		mA
	230VAC	55		
Power Factor	115VAC		0.9	
	230VAC		0.9	
External fuse (slow blow)	Recommended slow blow Type	1		A
Start up time		200		ms

## Output Specifications

Parameters	Conditions	Typical	Maximum	Units
Current accuracy		±7		%
Line regulation	(LL-HL)	±10		%
Load regulation	0-100% load	±7		%
	Models with suffix "-UD" & "-UW"	±12		
Ripple & Noise <sup>③</sup>		3		V p-p
Hold-up time		1		ms
Minimum Load Voltage	See the models table			

③Ripple and Noise are measured at 20MHz bandwidth by using a 0.1µF (M/C) or (C/C) and 47µF (E/C) parallel capacitor.

## Isolation Specifications

Parameters	Conditions	Typical	Maximum	Units
Tested I/O voltage	60 sec		3000	VAC
Isolation Resistance		>1000		MΩ

## General Specifications

Parameters	Conditions	Typical	Maximum	Units
Switching frequency		65		KHz
Over load protection		≥110		%
Over voltage protection		≥110		%
Short circuit protection		Auto recovery		
Over temperature protection		>105°C		
Operating temperature	With derating over 55°C (for IP67 case)	-20 to +80		°C
Maximum case temperature			100	°C
Storage temperature		-40 to +95		°C
Temperature coefficient		±0.02		% / °C
Cooling		Free air convection		
Humidity			95	% RH
Case material		Plastic		
Wires		UL1015 Input 18AWG*10CM/ Output 20 AWG * 10CM		
Weight		IP20 160		g
		IP67 200		
Dimensions (L X H X W)		133 x 33 x 30mm (5.24 x 1.30 x 1.18 inch)		
MTBF		>400,000 hrs (MIL-HDBK-217F at +25°C)		

## Environment Approval

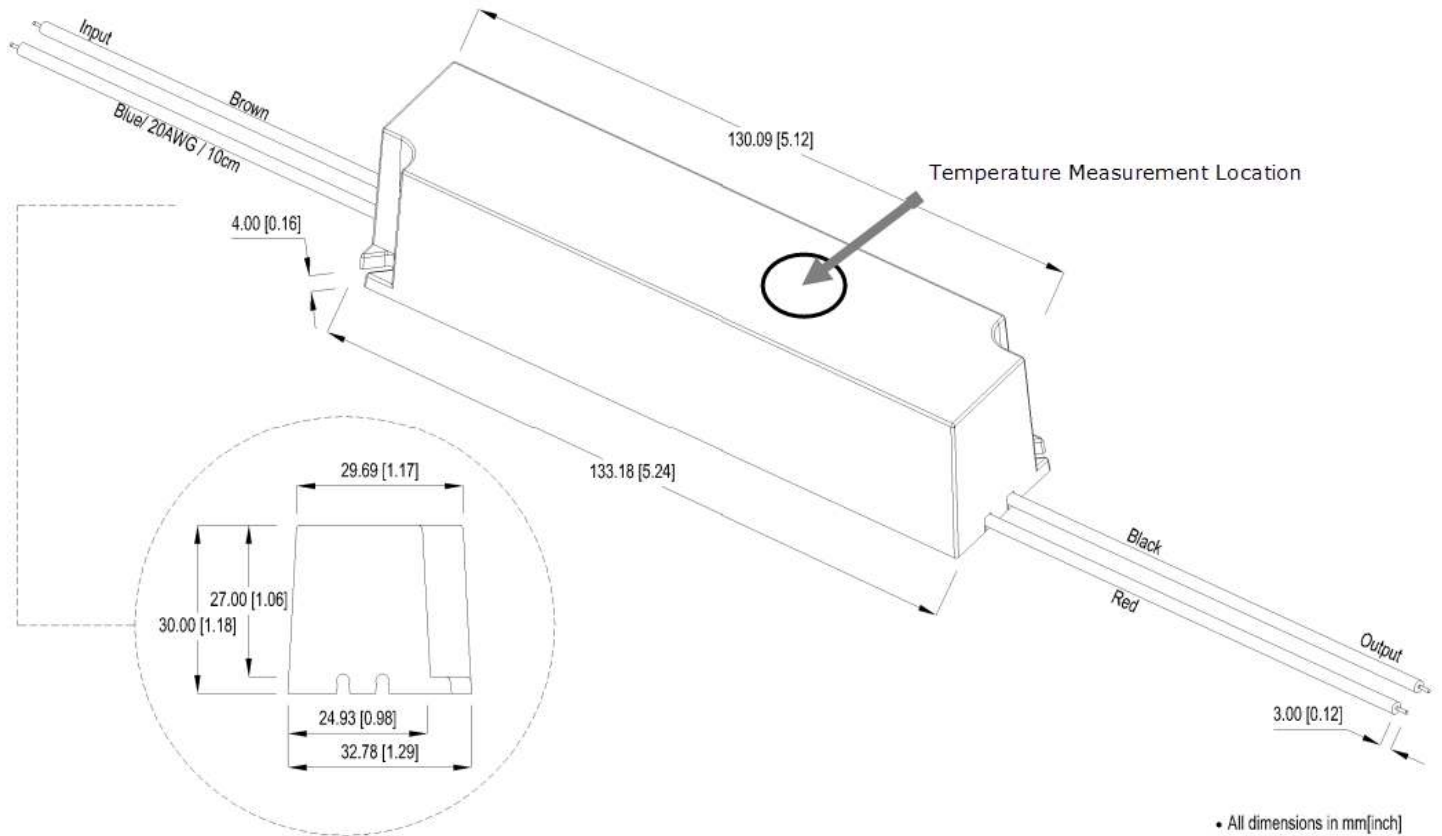
Test	Parameters	Conditions
Shock	Wave form	Half sine wave
	Acceleration amplitude	5gn
	Bump duration	30 ms
	Converter operation	Before and after test, body mounted (on chassis)
	Number of bumps	18 (3 in each direction for every axis)
Vibration	Test mode	Sweep sine, 10-100Hz, speed 0.05Hz/s
	Displacement	1 mm
	Acceleration	3g, 3 loops 30min one cycle, 3h total, every axis tested
	Converter operation	Before and after test, body mounted (on chassis)

## Safety Specifications

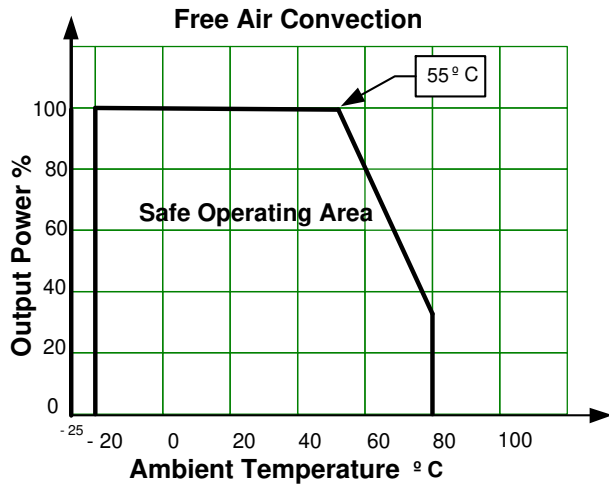
### Parameters

Agency approvals	CE, FCC	
Standards	EN61347-1, EN61347-2-13, IEC62384, EN55015, EN55024, FCC part 15 Subpart B, Class B, ANSI C63.4 :2003 Designed to meet UL8750, IEC/EN 60950-1 standards,	
	Harmonic Current Emissions	IEC/EN 61000-3-2, Class C
	Voltage fluctuations and flicker	IEC/EN 61000-3-3, (EN60555-3)
	Electrostatic Discharge Immunity	IEC 61000-4-2 Level 3
	RF, Electromagnetic Field Immunity	IEC 61000-4-3 Level 2
	Electrical Fast Transient/Burst Immunity	IEC 61000-4-4 Level 2
	Surge Immunity	IEC 61000-4-5 Level 1
	RF, Conducted Disturbance Immunity	IEC 61000-4-6 Level 2
	Power frequency Magnetic Field Immunity	IEC 61000-4-8 Level 2
	Voltage dips, Short Interruptions Immunity	IEC 61000-4-11

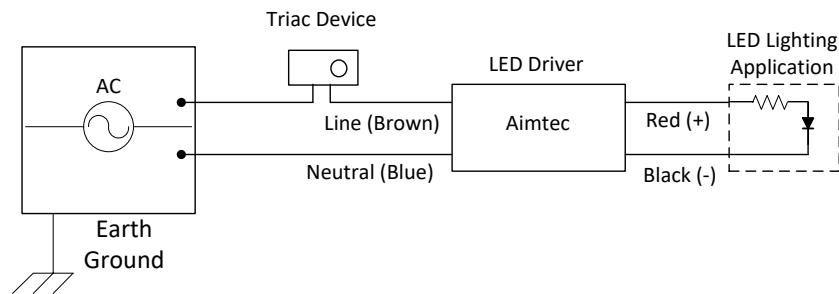
## Dimensions



## Temperature Graph



## Triac Dimming Feature



### Triac Dimming Notes:

A- The triac device can be installed on either Line or Neutral  
 B- Aimtec LED drivers have been designed to function with a wide range of available Triac devices, however the following list of Triac devices have been tested.

- 1) Company: LUTRON  
 Series: SKYLARK  
 Model: SF-10P-WH (input voltage: 120Vac)  
 Model: SF-12P-277-WH (input voltage: 277Vac)
- 2) Company LUTRON  
 Series: DIVA  
 Model: DVF-103P-WH (input voltage: 120Vac)  
 Model: DVF-103P-277-WH (input voltage: 277Vac)
- 3) Company BERKER  
 Model: 2867 10 (input voltage: 230Vac)

If the power voltage range is 90~135Vac, triac suggested use model SF-10P-WH or DVF-103P-WH.

If the power voltage range is 180~260Vac, triac suggested use model SF-12P-277-WH or DVF-103P-277-WH.

**NOTE:** 1. Datasheets are updated as needed and as such, specifications are subject to change without notice. Once printed or downloaded, datasheets are no longer controlled by Aimtec; refer to [www.aimtec.com](http://www.aimtec.com) for the most current product specifications. 2. Product labels shown, including safety agency certifications on labels, may vary based on the date manufactured. 3. Mechanical drawings and specifications are for reference only. 4. All specifications are measured at an ambient temperature of 25°C, humidity < 75%, nominal input voltage and at rated output load unless otherwise specified. 5. Aimtec may not have conducted destructive testing or chemical analysis on all internal components and chemicals at the time of publishing this document. CAS numbers and other limited information are considered proprietary and may not be available for release. 5. This product is not designed for use in critical life support systems, equipment used in hazardous environments, nuclear control systems or other such applications which necessitate specific safety and regulatory standards other than the ones listed in this datasheet.