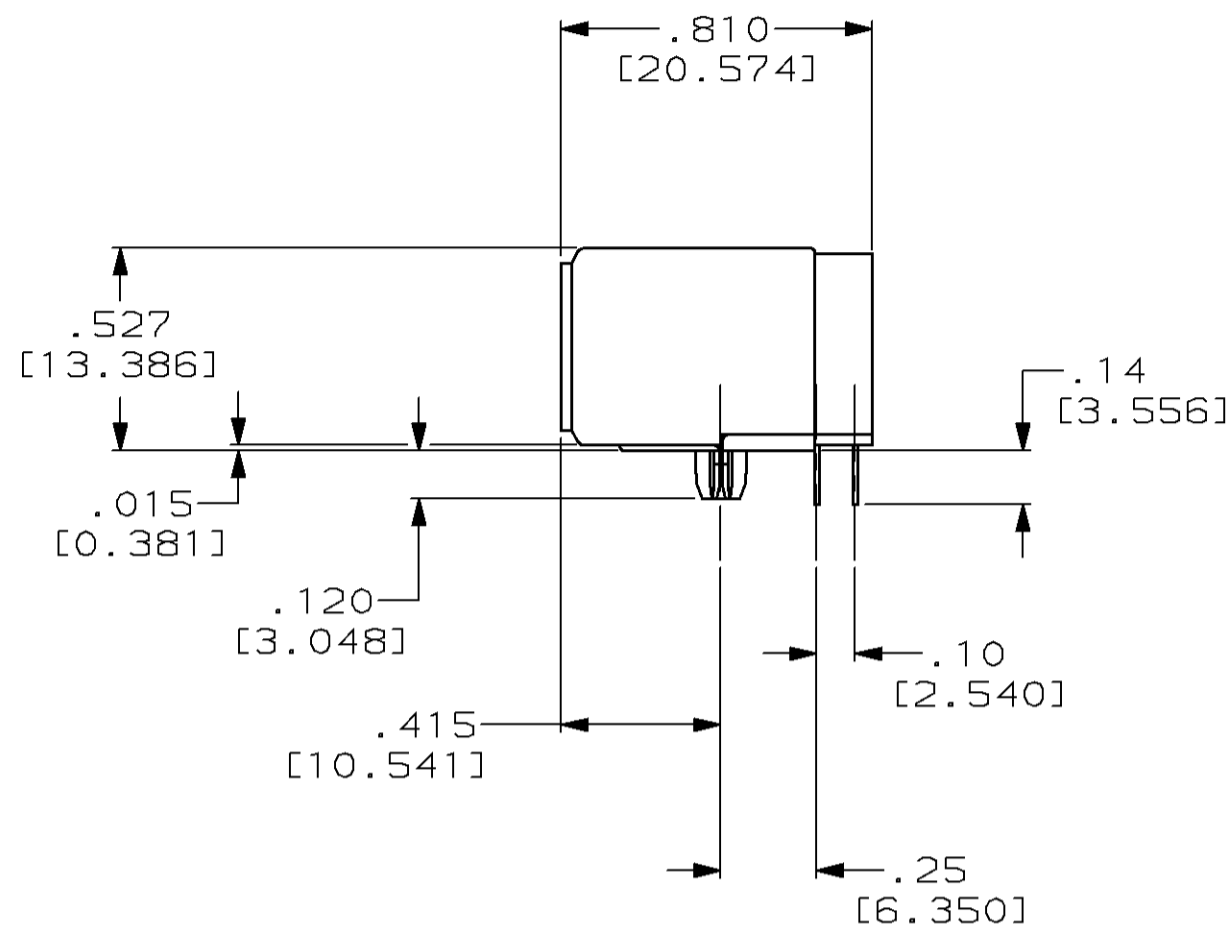
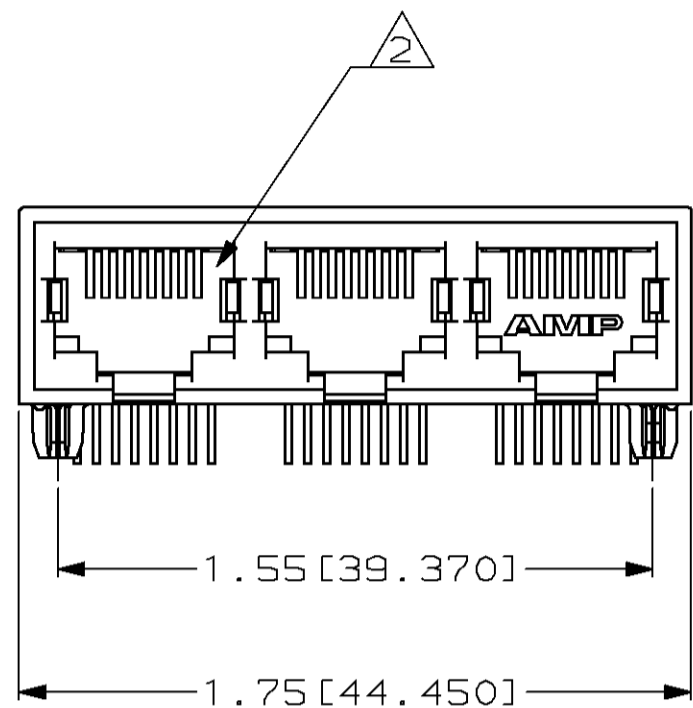
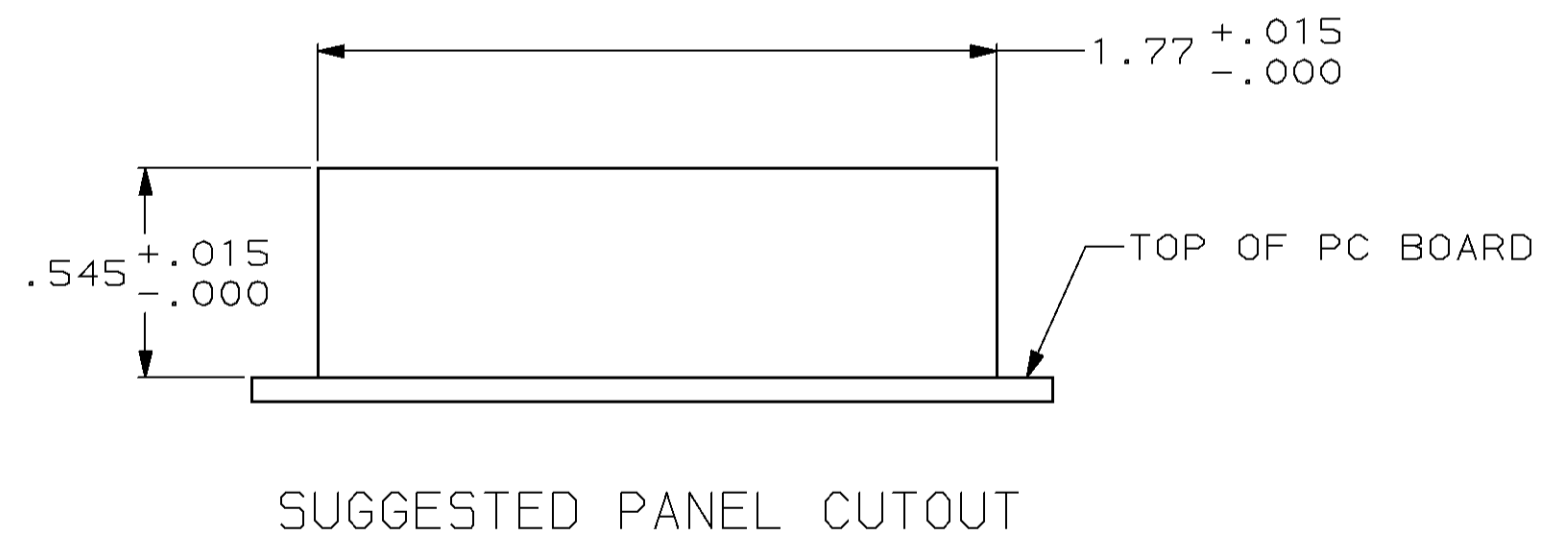
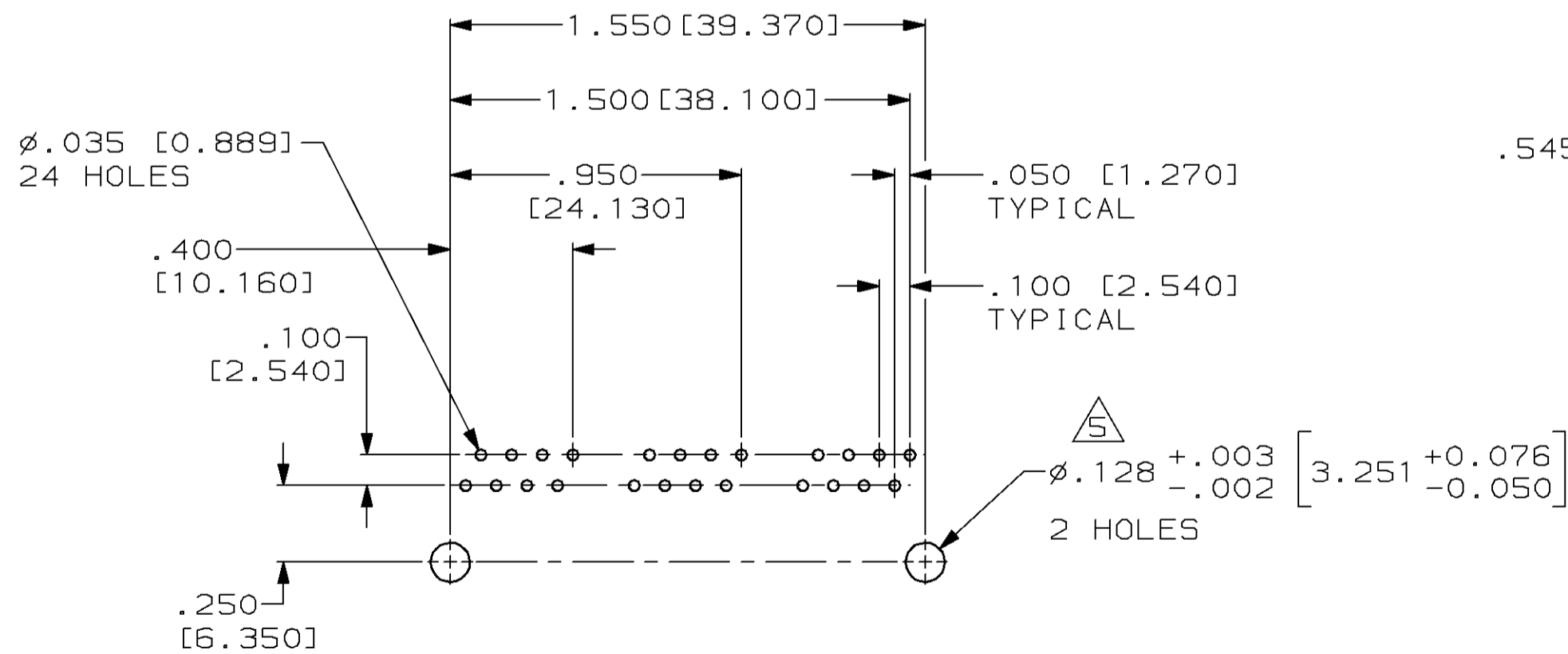


THIS DRAWING IS UNPUBLISHED. RELEASED FOR PUBLICATION  
 © COPYRIGHT 19 BY AMP INCORPORATED. ALL RIGHTS RESERVED.

LOC		DIST		REVISIONS			
P	LTR	DESCRIPTION	DATE	DWN	APVD		
AA	22	C	REV; EC 0G7A-0046-98	05AUG98	DD	EL	



- 1 MATERIAL: HOUSING - HTN NYLON, BLACK, IR REFLOW PROCESSING COMPATIBLE, UL 94V-0. TERMINALS - .013[0.33] THICK PHOS BRONZE PLATED WITH .000050[1.27µm] THICK HARD GOLD IN LOCALIZED AREA AND .000150[3.81µm] THICK TIN-LEAD IN SOLDER AREA OVER .000050[1.27µm] THICK NICKEL UNDERPLATE.
- 2 JACK CAVITY CONFORMS TO FCC RULES AND REGULATIONS, PART 68 SUBPART F.
- 3 ALL DIMENSIONS SHOWN ARE NOMINAL UNLESS OTHERWISE SPECIFIED.
- 4 ALL DIMENSIONS SHOWN IN BRACKETS [ ] ARE IN MILLIMETERS.
- 5 USE #30 DRILL BIT OR 3.25 MM DRILL BIT WHEN PRODUCING THESE PRINTED CIRCUIT BOARD HOLES.



SUGGESTED PC BOARD LAYOUT  
 COMPONENT SIDE  
 SEE APPLICATION SPECIFICATION

THIS DRAWING IS A CONTROLLED DOCUMENT FOR AMP INCORPORATED. IT IS SUBJECT TO CHANGE AND THE CONTROLLING ENGINEERING ORGANIZATION SHOULD BE CONTACTED FOR THE LATEST REVISION.		DWN V. SLACK 1-28-92	AMP Incorporated Harrisburg, PA 17105-3608	
DIMENSIONS: INCHES [mm]		CHK B. FOX 6-08-92	NAME MODULAR JACK ASSEMBLY, THREE PORT, 8 POSITION, RIGHT ANGLE	
TOLERANCES UNLESS OTHERWISE SPECIFIED:		APVD G. REED 6-08-92	PRODUCT SPEC 108-1163	
0 PLC ±-	1 PLC ±-	APPLICATION SPEC 114-2048		SIZE A2
2 PLC ±.01 [0.25]	3 PLC ±.005 [0.13]	WEIGHT -		CAGE CODE 00779
4 PLC ±-	ANGLES ±-	CUSTOMER DRAWING		DRAWING NO. C-557561
FINISH 1		SCALE 2:1		SHEET 1 OF 1
				REV C