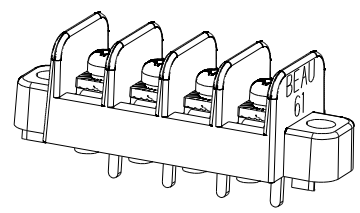
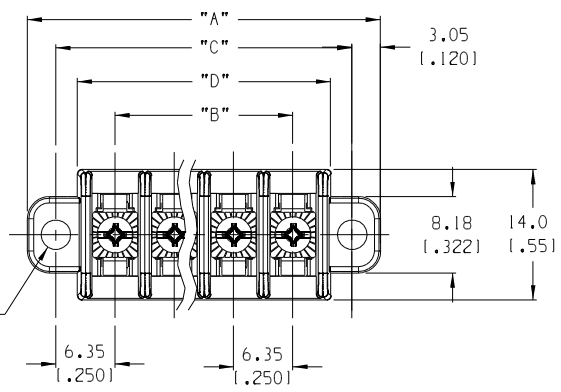
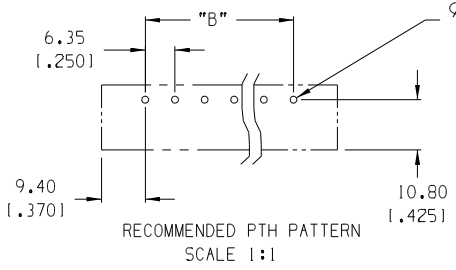
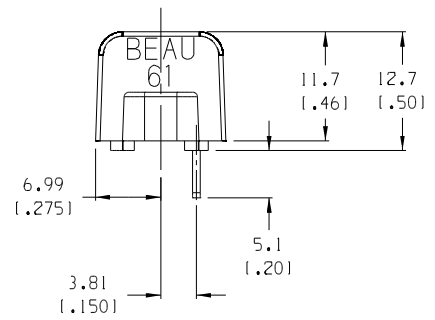
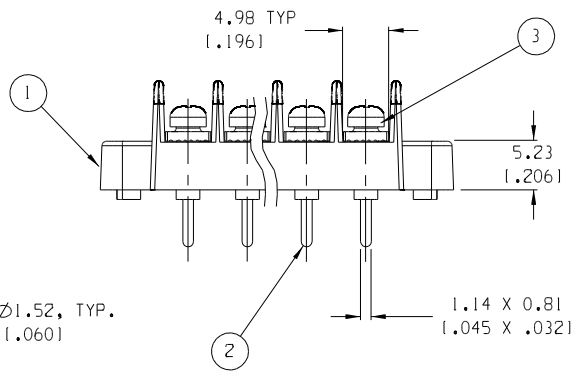


QTY. OF CIRC. "XX"	DIM. "A"	DIM. "B"	DIM. "C"	DIM. "D"	MATERIAL # (-50 OPT.)
02	25.1 (1.991)	6.35 (1.250)	19.05 (1.750)	14.4 (1.571)	38610-7602
03	31.5 (1.241)	12.70 (1.500)	25.40 (1.000)	20.8 (1.821)	38610-7603
04	37.8 (1.491)	19.05 (1.750)	31.75 (1.250)	27.1 (1.071)	38610-7604
05	44.2 (1.741)	25.40 (1.000)	38.10 (1.500)	33.5 (1.321)	38610-7605
06	50.5 (1.991)	31.75 (1.250)	44.45 (1.750)	39.8 (1.571)	38610-7606
07	56.9 (2.241)	38.10 (1.500)	50.80 (2.000)	46.2 (1.821)	38610-7607
08	63.2 (2.491)	44.45 (1.750)	57.15 (2.250)	52.5 (2.071)	38610-7608
09	69.6 (2.741)	50.80 (2.000)	63.50 (2.500)	58.9 (2.321)	38610-7609
10	75.9 (2.991)	57.15 (2.250)	69.85 (2.750)	65.2 (2.571)	38610-7610
11	82.3 (3.241)	63.50 (2.500)	76.20 (3.000)	71.6 (2.821)	38610-7611
12	88.6 (3.491)	69.85 (2.750)	82.55 (3.250)	77.9 (3.071)	38610-7612
13	95.0 (3.741)	76.20 (3.000)	88.90 (3.500)	84.3 (3.321)	38610-7613
14	101.3 (3.991)	82.55 (3.250)	95.25 (3.750)	90.6 (3.571)	38610-7614
15	107.7 (4.241)	88.90 (3.500)	101.60 (4.000)	97.0 (3.821)	38610-7615
16	114.0 (4.491)	95.25 (3.750)	107.95 (4.250)	103.3 (4.071)	38610-7616
17	120.4 (4.741)	101.60 (4.000)	114.30 (4.500)	109.7 (4.321)	38610-7617
18	126.7 (4.991)	107.95 (4.250)	120.65 (4.750)	116.0 (4.571)	38610-7618
19	133.1 (5.241)	114.30 (4.500)	127.00 (5.000)	122.4 (4.821)	38610-7619
20	139.4 (5.491)	120.65 (4.750)	133.35 (5.250)	128.7 (5.071)	38610-7620
21	145.8 (5.741)	127.00 (5.000)	139.70 (5.500)	135.1 (5.321)	38610-7621
22	152.1 (5.991)	133.35 (5.250)	146.05 (5.750)	141.4 (5.571)	38610-7622
23	158.5 (6.241)	139.70 (5.500)	152.40 (6.000)	147.8 (5.821)	38610-7623
24	164.8 (6.491)	146.05 (5.750)	158.75 (6.250)	154.1 (6.071)	38610-7624
25	171.2 (6.741)	152.40 (6.000)	165.10 (6.500)	160.5 (6.321)	38610-7625
26	177.5 (6.991)	158.75 (6.250)	171.45 (6.750)	166.8 (6.571)	38610-7626
27	183.9 (7.241)	165.10 (6.500)	177.80 (7.000)	173.2 (6.821)	38610-7627
28	190.2 (7.491)	171.45 (6.750)	184.15 (7.250)	179.5 (7.071)	38610-7628
29	196.6 (7.741)	177.80 (7.000)	190.50 (7.500)	185.9 (7.321)	38610-7629
30	202.9 (7.991)	184.15 (7.250)	196.85 (7.750)	192.2 (7.571)	38610-7630
31	209.3 (8.241)	190.50 (7.500)	203.20 (8.000)	198.6 (7.821)	38610-7631
32	215.6 (8.491)	196.85 (7.750)	209.55 (8.250)	204.9 (8.071)	38610-7632



4 CIRCUIT SHOWN



- NOTES:
1. MATERIAL: SEE TABLE
 2. FINISHES: SEE TABLE
 3. PRODUCT SPECIFICATION: NOT REQUIRED
 4. PACKAGING: NOT REQUIRED
 5. MATES WITH: NONE
 6. "XX" REFERS TO NUMBER OF CIRCUITS

ITEM	QTY.	DESCRIPTION	MATERIAL	FINISH
3	XX	SCREW & WASHER, #3-48 (-50 OPT)	STEEL	ZN, CLEAR CHROMATE
2	XX	TERMINAL, PC, STYLE 5	BRASS	TIN PLATE
1	1	BARRIER TERMINAL STRIP	THERMOPLASTIC	BLACK

EC NO. RELEASED DRW: CLY CH/K: APPR:	QUALITY SYMBOLS MAJOR CRITICAL SPC	GENERAL TOLERANCES: (UNLESS SPECIFIED)	SCALE 2:1	DESIGN UNITS <input type="checkbox"/> mm <input checked="" type="checkbox"/> INCH	THIRD ANGLE PROJECTION
		DRAWN BY & DATE C. YORK 11-22-04	CHECKED BY & DATE	APPROVED BY & DATE	TITLE: 6.35mm (.250") SR BTS ASSY, CLAMP WASHER SCREW
REV A	DESCRIPTION	4 PLACES ±.0015 3 PLACES ±.005 2 PLACES ±.01 1 PLACE ±.3 ANGULAR: ±2° DRAFT WHERE APPLICABLE MUST REMAIN WITHIN DIMENSIONS	CAD FILENAME 615XX	MATERIAL NO. SEE CHART	DRAWING NO. SD-38610-004
THIS DRAWING CONTAINS INFORMATION THAT IS PROPRIETARY TO MOLEX INCORPORATED AND SHOULD NOT BE USED WITHOUT WRITTEN PERMISSION.					SHEET NO. 1 OF 1

PROJECT NO. -	-	-
DIMENSIONS:	SHT	REV
<input checked="" type="checkbox"/> mm <input type="checkbox"/> INCH	<input type="checkbox"/> mm ONLY	REVISE ON CAD ONLY