



Micro-MaTch | Micro-MaTch Industrial

TE Internal #: 1-338068-4

Ribbon Cable Connectors, Board-to-Board, 14 Position, 1.27 mm [.05 in] Centerline, Vertical, Through Hole - Solder, 2 Row, Micro-MaTch Industrial

[View on TE.com >](#)

Connectors > PCB Connectors > Wire-to-Board Connectors > FFC, FPC & Ribbon Connectors > Ribbon Cable Connectors >

Female-on-Board Connector, Top Entry



Connector System: **Board-to-Board**

Number of Positions: **14**

Centerline (Pitch): **1.27 mm [.05 in]**

PCB Mount Retention: **With**

PCB Mount Retention Type: **Kinked Solder Tails**

[All Female-on-Board Connector, Top Entry \(67\)](#)

Features

Product Type Features

Ribbon Cable Connector Type	Female-on-Board
Ribbon Cable Connector Header Type	Shrouded
Connector Product Type	Connector Assembly
Connector System	Board-to-Board
Connector & Housing Type	Receptacle
Connector & Contact Terminates To	Printed Circuit Board

Configuration Features

Number of Positions	14
PCB Mount Orientation	Vertical
Number of Rows	2

Electrical Characteristics

Insulation Resistance	1000 MΩ
-----------------------	---------



Operating Voltage	100 VAC
-------------------	---------

Body Features

Daisy Chain	Without
-------------	---------

Primary Product Color	Red
-----------------------	-----

Connector Profile	Standard
-------------------	----------

Contact Features

Contact Type	Socket
--------------	--------

Contact Mating Area Plating Material Thickness	3 – 5 μm [118.11 – 196.85 μin]
------------------------------------------------	-------------------------------------------------------

Contact Mating Area Plating Material	Tin
--------------------------------------	-----

PCB Contact Termination Area Plating Material Finish	Matte
------------------------------------------------------	-------

Contact Shape & Form	Dual Beam
----------------------	-----------

Contact Underplating Material	Nickel
-------------------------------	--------

PCB Contact Termination Area Plating Material	Tin
-----------------------------------------------	-----

Contact Base Material	Phosphor Bronze
-----------------------	-----------------

Contact Current Rating (Max)	1 A
------------------------------	-----

Termination Features

Rectangular Termination Post & Tail Thickness	.25 mm[.01 in]
-----------------------------------------------	----------------

Rectangular Termination Post & Tail Width	.5 mm[.02 in]
-------------------------------------------	---------------

Termination Post & Tail Length	3.1 mm[.122 in]
--------------------------------	-----------------

Termination Method to Printed Circuit Board	Through Hole - Solder
---------------------------------------------	-----------------------

Mechanical Attachment

Mating Alignment	With
------------------	------

Contact Retention Type Within Housing	Press-Fit
---------------------------------------	-----------

PCB Mount Alignment	Without
---------------------	---------

PCB Mount Retention	With
---------------------	------

PCB Mount Retention Type	Kinked Solder Tails
--------------------------	---------------------

Mating Alignment Type	Polarization
-----------------------	--------------

Mating Retention	With
------------------	------

Mating Retention Type	Contact Friction
-----------------------	------------------

Connector Mounting Type	Board Mount
-------------------------	-------------

Housing Features

Mating Entry Location	Top
-----------------------	-----



Housing Material	PBT GF
------------------	--------

Centerline (Pitch)	1.27 mm [.05 in]
--------------------	------------------

Dimensions

Connector Length	22.4 mm [.881 in]
------------------	-------------------

Connector Height	4 mm [.16 in]
------------------	---------------

PCB Thickness (Recommended)	1.6 mm [.062 in]
-----------------------------	------------------

Row-to-Row Spacing	2 mm [.059 in]
--------------------	----------------

Usage Conditions

Operating Temperature Range	-40 – 105 °C [-40 – 221 °F]
-----------------------------	-----------------------------

Operation/Application

Solder Process Feature	Board Standoff
------------------------	----------------

Circuit Application	Signal
---------------------	--------

Industry Standards

UL Rating	Recognized
-----------	------------

Agency/Standard	UL
-----------------	----

Approved Standards	UL E28476
--------------------	-----------

UL Flammability Rating	UL 94V-0
------------------------	----------

Packaging Features

Packaging Quantity	2500
--------------------	------

Packaging Method	Reel
------------------	------

Product Compliance

[For compliance documentation, visit the product page on TE.com>](#)

EU RoHS Directive 2011/65/EU	Compliant
------------------------------	-----------

EU ELV Directive 2000/53/EC	Compliant
-----------------------------	-----------

China RoHS 2 Directive MIIT Order No 32, 2016	No Restricted Materials Above Threshold
-----------------------------------------------	-----------------------------------------

EU REACH Regulation (EC) No. 1907/2006	Current ECHA Candidate List: JUNE 2023 (235) Candidate List Declared Against: JAN 2023 (233) Does not contain REACH SVHC
----------------------------------------	--------------------------------------------------------------------------------------------------------------------------------

Halogen Content	Not Low Halogen - contains Br or Cl > 900 ppm.
-----------------	------------------------------------------------

Solder Process Capability	Wave solder capable to 265°C
---------------------------	------------------------------

Product Compliance Disclaimer

This information is provided based on reasonable inquiry of our suppliers and represents our current actual knowledge based on the information they provided. This information is subject to change. The part numbers that TE has identified as EU RoHS compliant have a maximum concentration of 0.1% by weight in homogenous materials for lead, hexavalent chromium, mercury, PBB, PBDE, DBP, BBP, DEHP, DIBP, and 0.01% for cadmium, or qualify for an exemption to these limits as defined in the Annexes of Directive 2011/65/EU (RoHS2). Finished electrical and electronic equipment products will be CE marked as required by Directive 2011/65/EU. Components may not be CE marked. Additionally, the part numbers that TE has identified as EU ELV compliant have a maximum concentration of 0.1% by weight in homogenous materials for lead, hexavalent chromium, and mercury, and 0.01% for cadmium, or qualify for an exemption to these limits as defined in the Annexes of Directive 2000/53/EC (ELV). Regarding the REACH Regulation, the information TE provides on SVHC in articles for this part number is based on the latest European Chemicals Agency (ECHA) 'Guidance on requirements for substances in articles' posted at this URL: <https://echa.europa.eu/guidance-documents/guidance-on-reach>

Compatible Parts



TE Part # CAT-M5833-M2934A
Male-on-Wire Connector, Micro-MaTch



TE Part # CAT-M5833-M2934
Male-on-Board Connector, Micro-MaTch




TE Part # 1-338095-4
MICRO-MATCH COSI HSG


Also in the Series | Micro-MaTch Industrial




Board-In Connectors(20)




Insertion & Extraction Tools(1)




PCB Headers & Receptacles(1)



Pluggable I/O Cable Assemblies(53)



Ribbon Cable Connectors(185)



Wire-to-Board Connector Contacts(4)

Customers Also Bought



Documents

Product Drawings

MICRO-MATCH FTE,14P

English

CAD Files

3D PDF

3D

Customer View Model

[ENG_CVM_CVM_1-338068-4_F.2d_dxf.zip](#)

English

Customer View Model

[ENG_CVM_CVM_1-338068-4_F.3d_igs.zip](#)

English

Customer View Model

[ENG_CVM_CVM_1-338068-4_F.3d_stp.zip](#)

English

By downloading the CAD file I accept and agree to the [Terms and Conditions](#) of use.

Datasheets & Catalog Pages

Micro-MaTch Catalog

English

Centerline Micro-Match Connector Series

English

Product Specifications

Product Specification

English

1-338068-4

Ribbon Cable Connectors, Board-to-Board, 14 Position, 1.27 mm [.05 in] Centerline,
Vertical, Through Hole - Solder, 2 Row, Micro-MaTch Industrial

