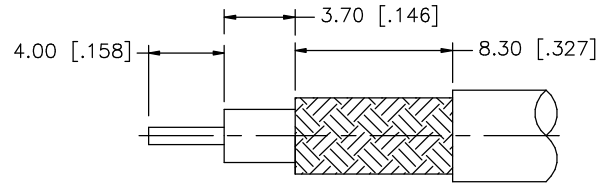
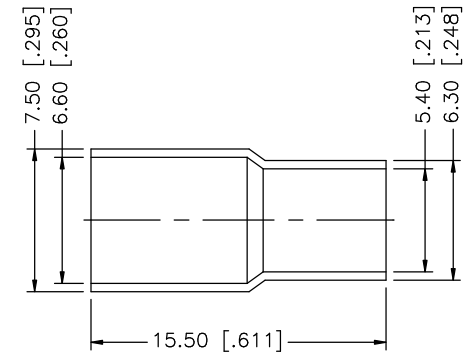
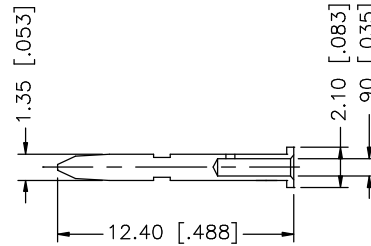
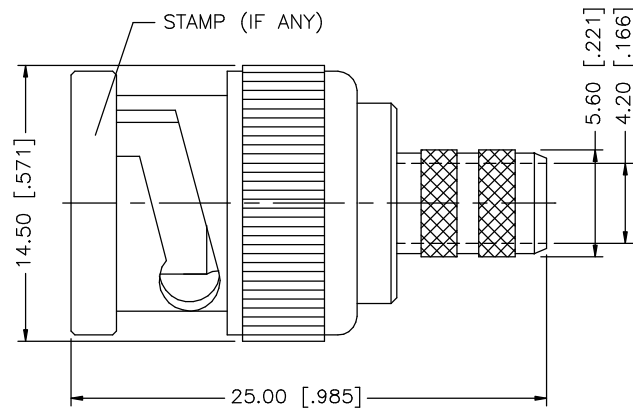


REV.	DATE	DESCRIPTION
A	06/05/03	UPDATE DRAWING FORMAT



RECOMMENDED CABLE
STRIPPING DIM'S



NOTE:

1. CRIMPED FERRULE
HEX CRIMP SIZE .255"
2. CRIMPED CONTACT PIN
HEX CRIMP SIZE .043"

REV.	DATE	DESCRIPTION
A	06/05/03	UPDATE DRAWING FORMAT
8		
7		
6		
5		
4	FERRULE	COPPER
3	INSULATOR	TEFLON
2	CONTACT PIN	BRASS
1	BODY	BRASS
	DESCRIPTION	MATERIAL
		FINISH
		QTY
UNLESS OTHERWISE SPECIFIED DIMENSIONS ARE IN MILLIMETERS. DIMENSIONS IN [] ARE IN INCHES AND FOR CUSTOMER REFERENCE ONLY. UNLESS OTHERWISE SPECIFIED TOLERANCES FOR MILLIMETERS ARE: 0.5 - 8mm ± 0.20mm 8 - 30mm ± 0.40mm 30 - 120mm ± 0.50mm UNLESS OTHERWISE SPECIFIED TOLERANCES FOR INCHES ARE: .020 - .315 = ± 0.007" .315 - 1.180 = ± 0.015" 1.180 - 4.724 = ± 0.020"		
APPROVALS		DATE
DRAWN	G.R.S.	06/05/03
CHECKED		
ISSUED		
SHEET	1 OF 1	
CAD FILE		C:/112/112975.DWG
PART DESCRIPTION		BNC CRIMP PLUG (FOR BELDEN 1506A CABLE)
PART NO.		112975
DWG. NO.	112975.DWG	REV. A
SIZE	A	SCALE NA

Amphenol Connex