

THIS DRAWING IS UNPUBLISHED. RELEASED FOR PUBLICATION
 © COPYRIGHT - By - ALL RIGHTS RESERVED.

LOC	DIST	REVISIONS			
P	LTR	DESCRIPTION	DATE	DWN	APVD
	G	REMOVED THE RIB ON THE BASE TO CASE ECO-15-011310	04DEC2015	HYS	CHL
	G1	ADD NEW PN ECO-17-004477	31Oct2016	YWQ	CHL

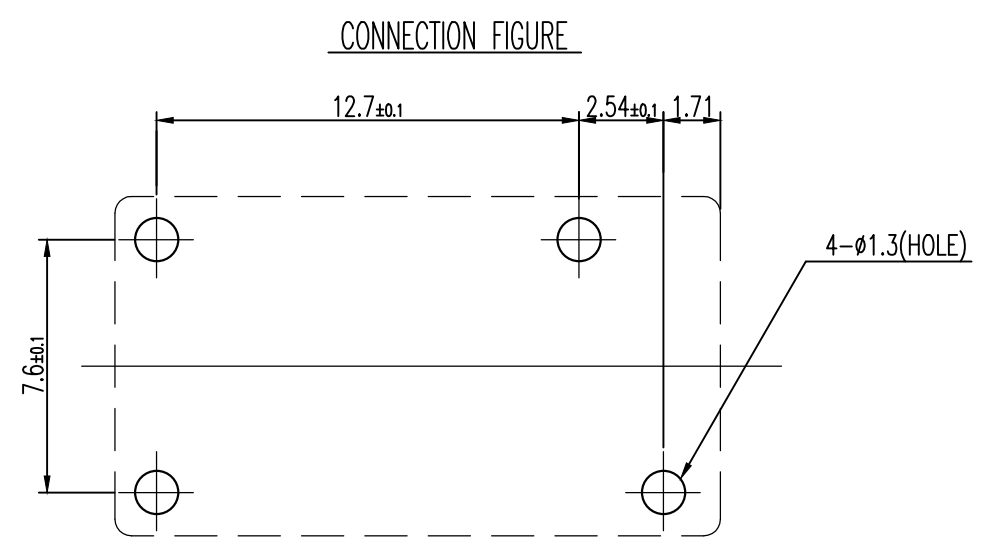
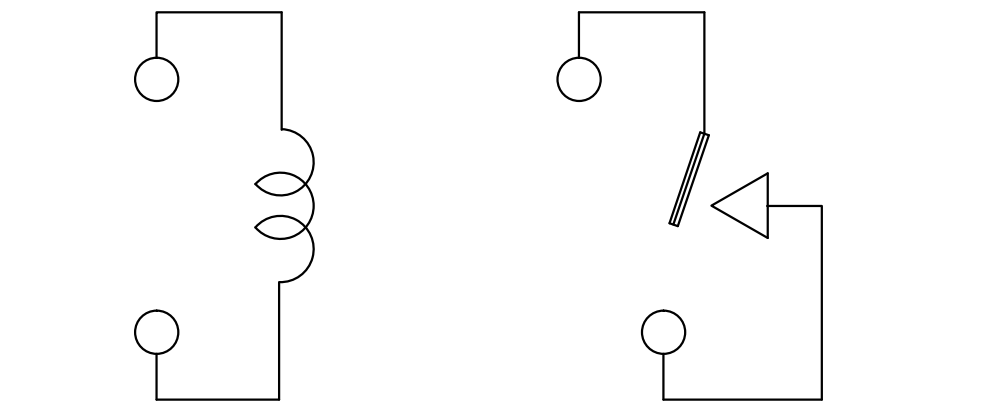
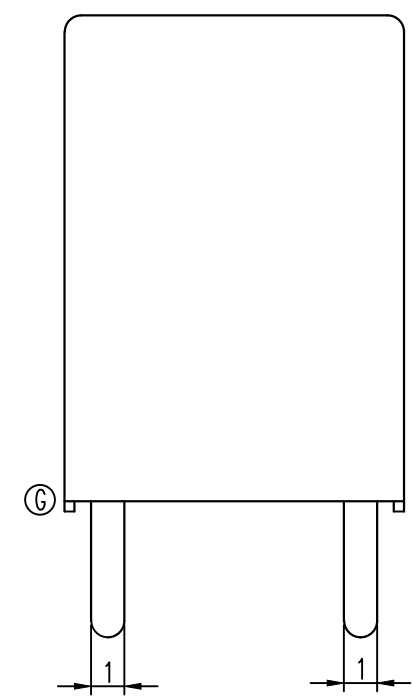
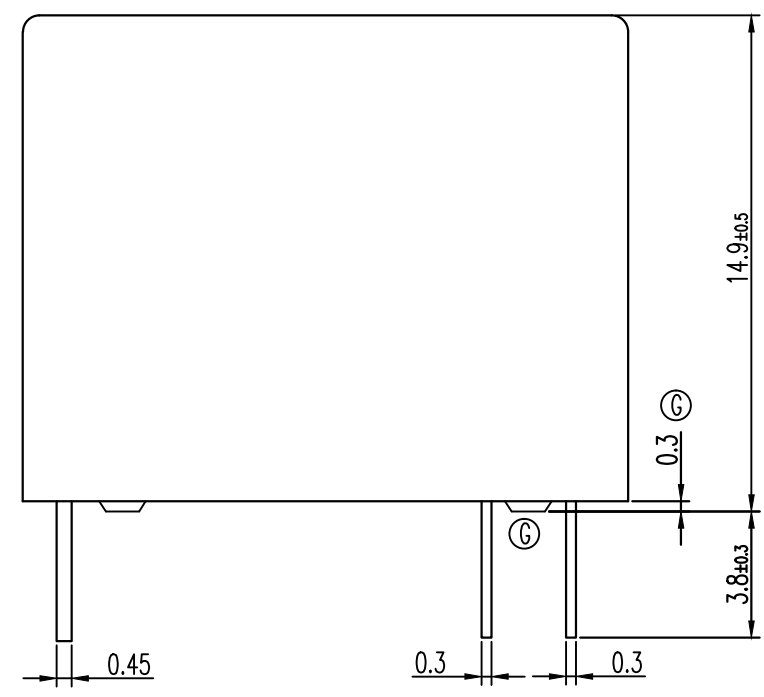
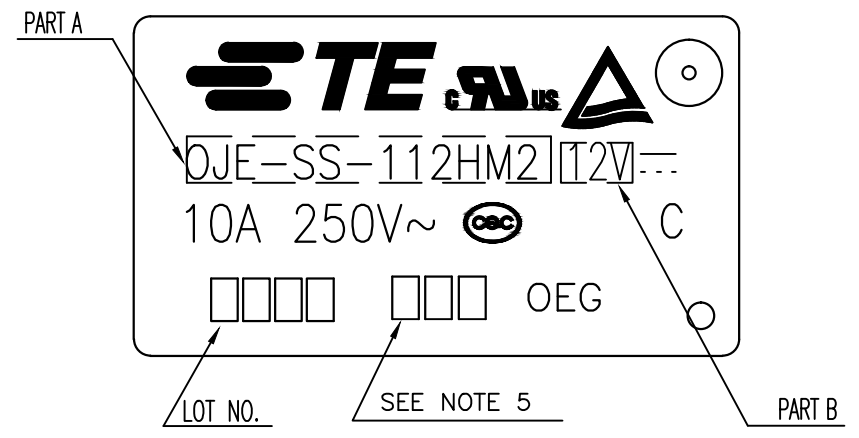
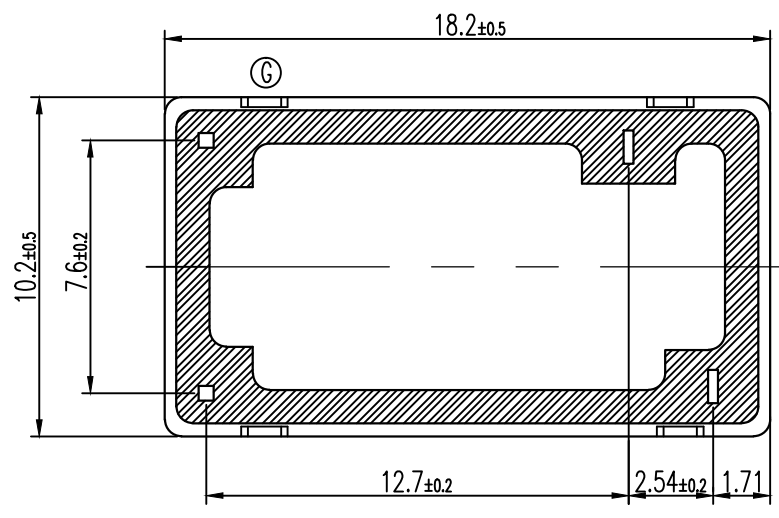


Diagram dimension	Tolerance
0.99mm max.	±0.1mm
1 - 2.99mm	±0.2mm
3mm min.	±0.3mm



THIS DRAWING IS A CONTROLLED DOCUMENT.		DWN GR.ZHOU	TE TE Connectivity	
DIMENSIONS: mm		CHK XN.ZHANG		
TOLERANCES UNLESS OTHERWISE SPECIFIED:		APVD C.H.HSU	NAME	
0 PLC ± -		PRODUCT SPEC -	OJE-HM2 Cd FREE CUSTOMER DRAWING	
1 PLC ± -		APPLICATION SPEC -	SIZE A3	CAGE CODE 00779
2 PLC ± -		WEIGHT -	DRAWING NO. 1721539	RESTRICTED TO -
3 PLC ± -		CUSTOMER DRAWING	SCALE 5:1	SHEET 1 of 2
4 PLC ± -			REV G1	
ANGLES ± -				
FINISH -				

4

3

2

1

THIS DRAWING IS UNPUBLISHED.

RELEASED FOR PUBLICATION

-. - .

ALL RIGHTS RESERVED.

© COPYRIGHT - By -

LOC	DIST	REVISIONS			
P	LTR	DESCRIPTION	DATE	DWN	APVD
HB	-	SEE SHEET 1	-	-	-

TE PART NO	DESCRIPTION	PART B	PART A	TYPE
1-1721539-7	OJE-SS-112HM2	12V	OJE-SS-112HM2	q
1-1721539-6	OJE-SH-148HM2	48V	OJE-SH-148HM2	P
1-1721539-5	OJE-SH-124HM2	24V	OJE-SH-124HM2	O
1-1721539-4	OJE-SH-118HM2	18V	OJE-SH-118HM2	N
1-1721539-3	OJE-SH-112HM2	12V	OJE-SH-112HM2	M
1-1721539-2	OJE-SH-109HM2	9V	OJE-SH-109HM2	L
1-1721539-1	OJE-SH-106HM2	6V	OJE-SH-106HM2	K
1-1721539-0	OJE-SH-105HM2	5V	OJE-SH-105HM2	J
1721539-9	OJE-SH-103HM2	3V	OJE-SH-103HM2	I
1721539-8	OJE-SS-148HM2	48V	OJE-SS-148HM2	H
1721539-7	OJE-SS-124HM2	24V	OJE-SS-124HM2	G
1721539-6	OJE-SS-118HM2	18V	OJE-SS-118HM2	F
1721539-5	OJE-SS-112HM2	12V	OJE-SS-112HM2	E
1721538-4	OJE-SS-109HM2	9V	OJE-SS-109HM2	D
1721539-3	OJE-SS-106HM2	6V	OJE-SS-106HM2	C
1721539-2	OJE-SS-105HM2	5V	OJE-SS-105HM2	B
1721539-1	OJE-SS-103HM2	3V	OJE-SS-103HM2	A

RELAY TYPE

NOTES:

- 1. TERMINAL DIMENSION BEFORE TINNING.
- 2. LOT NO. SYSTEM AS FOLLOWING:



WEEK
YEAR

- 2. TERMINAL DIMENSION IS BEFORE SOLDER DIP;
- 3. FOR THE TIN-PLATING OF THE PINS:
+0.1mm FOR WIDTH, THICKNESS AND DIAMETER.
+0.5mm FOR LENGTH.

4. MARKING FROM INK TO LASER AND USING WELDED CONTACT

5. ADD LOT NO. SYSTEM AS FOLLOWING;



- I, DIGITS FOR DAY OF THE WEEK
1...MONDAY IN THIS WEEK;
2...TUESDAY IN THIS WEEK;
.....
7...SUNDAY IN THIS WEEK
- II, DIGITS FOR SHIFT OF THE DAY
1...DAY SHIFT IN THIS DAY;
2...NIGHT SHIFT IN THIS DAY;
- III, ONE CHARACTER DISTINGUISH THE LINE IDENTITY, SUCH AS: A,B,....Z

		UV RESIN	UV SEAL	16
		EPOXY RESIN	SEEL (BASE & BOBBIN)	15
		3UEW	MAGNETIC WIRE	14
94V-0		P.B.T	CASE (BLUE)	13
94V-0		P.B.T	BASE	12
94V-0		P.B.T	BOBBIN	11
	SOLDER DIP	C.P WIRE	COIL TERMINAL	10
94V-0		P.P.S	CARD	9
		Ag ALLOY	MOVABLE CONTACT	8
		Ag ALLOY	NO.CONTACT	7
		STEEL	HINGE SPRING	6
	SOLDER DIP	PBP	NO.TERMINAL	5
	SOLDER DIP	Cu ALLOY	MOVABLE SPRING	4
	NIP	STEEL	CORE	3
	NIP	STEEL	ARMATURE	2
	NIP	STEEL	YOKE	1
INCOMBUSTIBILITY	TREATMENT	MATERIAL	DESCRIPTION	ITEM

THIS DRAWING IS A CONTROLLED DOCUMENT.		DWN	GR.ZHOU	-
		CHK	XN.ZHANG	-
		APVD	C.H.HSU	-
DIMENSIONS: mm		PRODUCT SPEC		
TOLERANCES UNLESS OTHERWISE SPECIFIED:		APPLICATION SPEC		
0 PLC ± -		WEIGHT		
1 PLC ± -		A3 00779 C= 1721539		
2 PLC ± -		RESTRICTED TO		
3 PLC ± -		SCALE 5:1 SHEET 2 OF 2 REV G1		
4 PLC ± -				
ANGLES ± -				
FINISH		CUSTOMER DRAWING		



OJE-HM2 Cd FREE CUSTOMER DRAWING