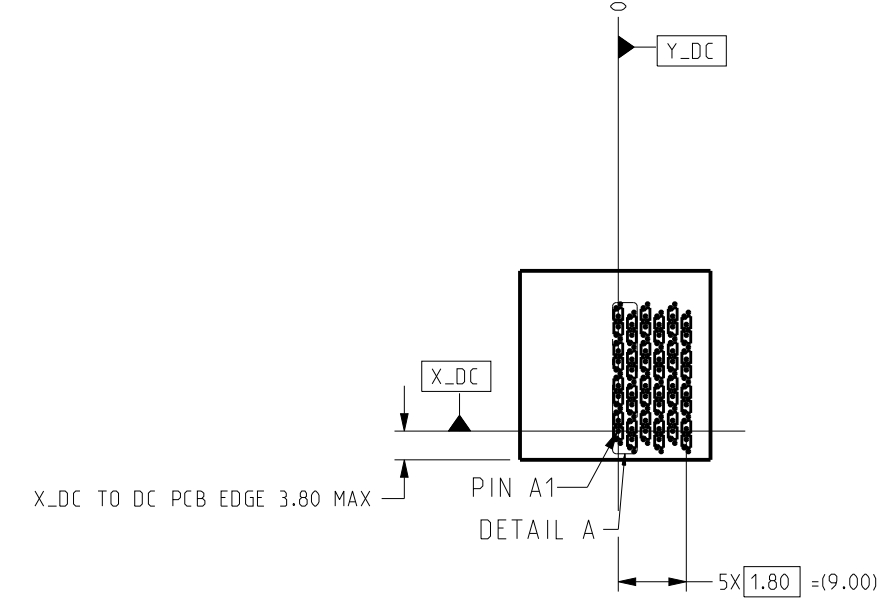
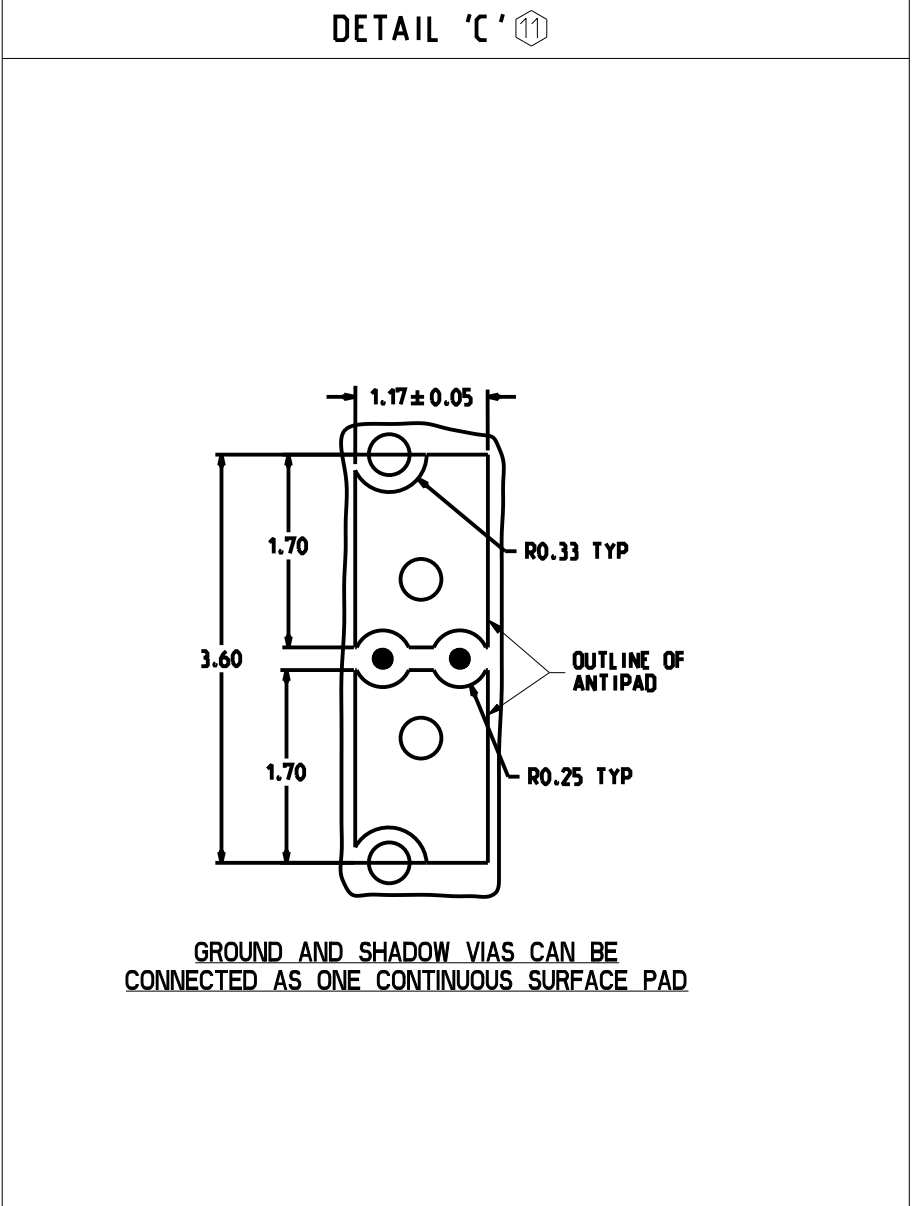
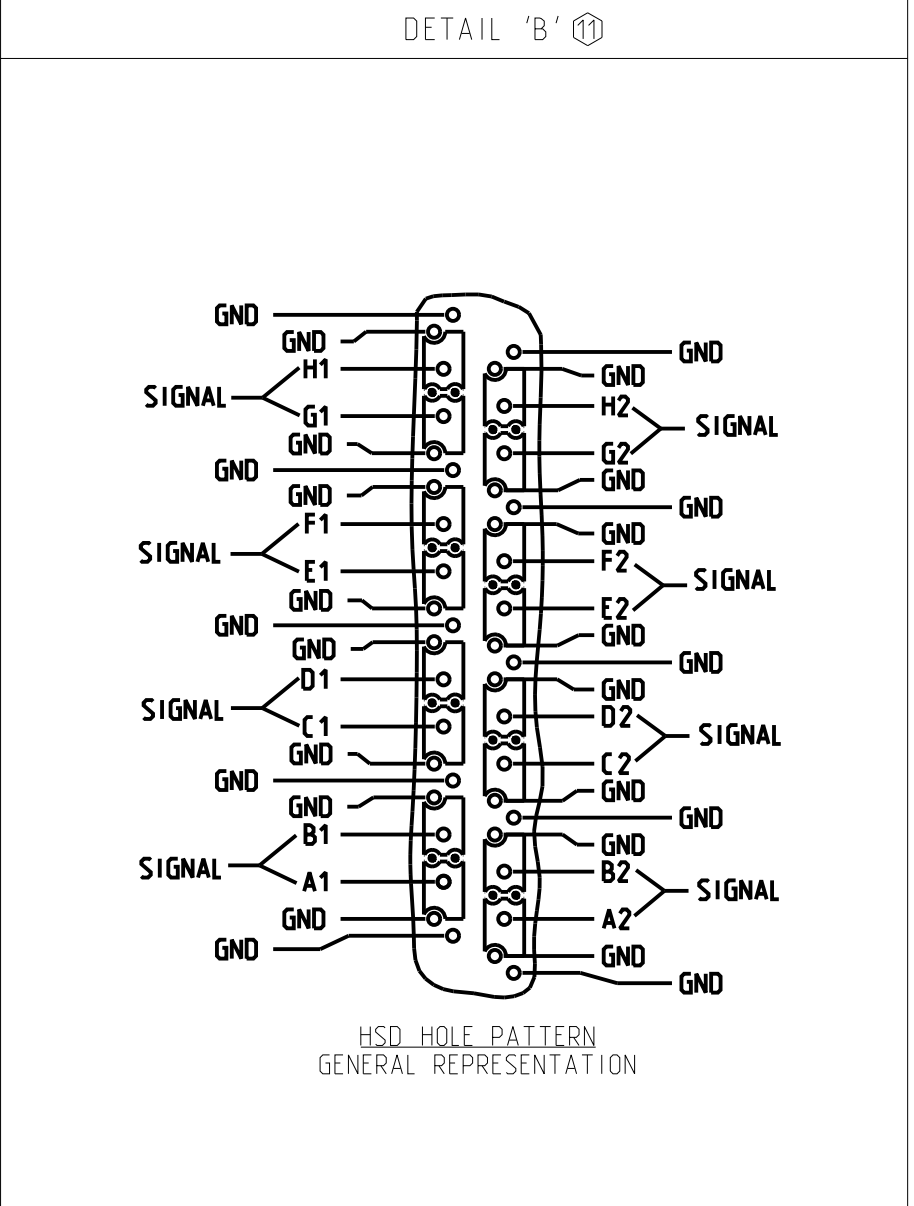
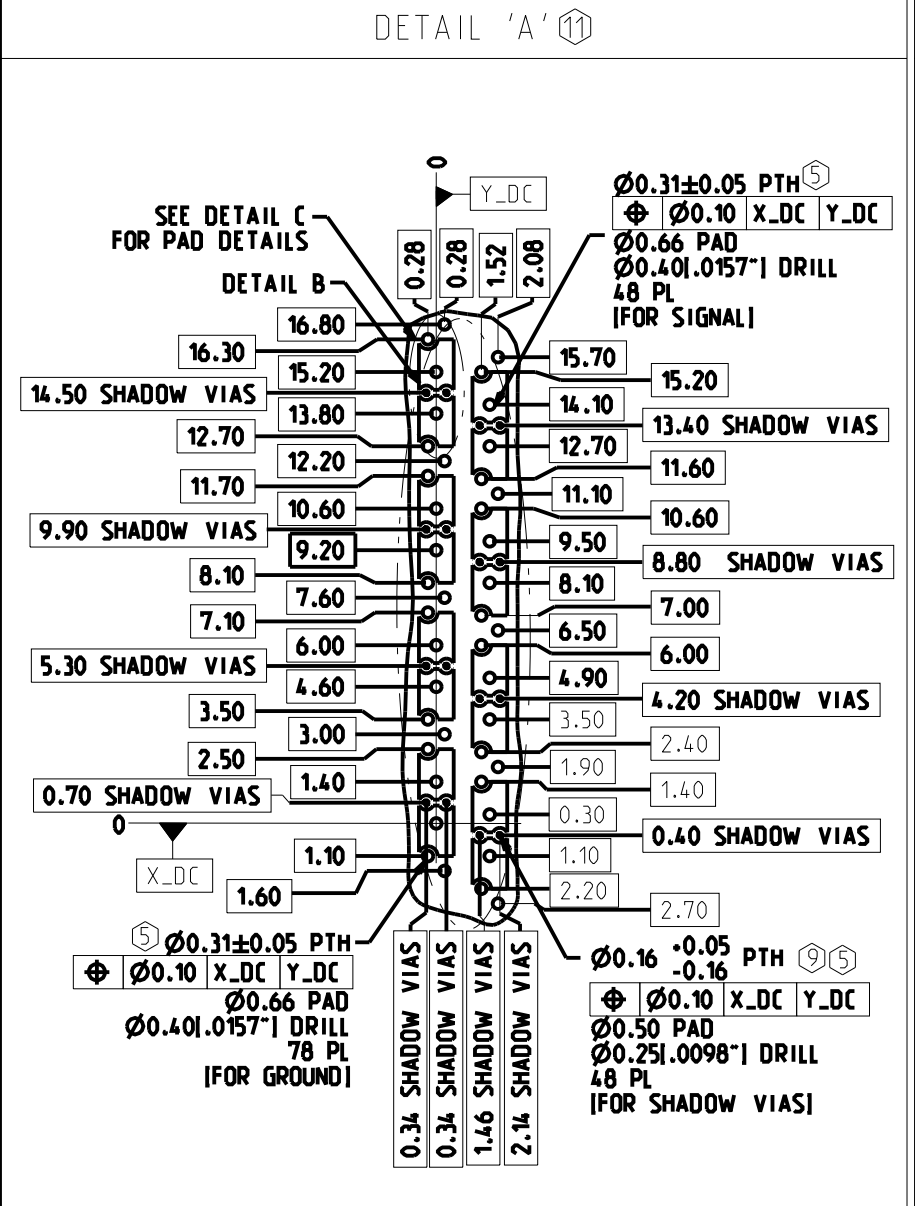
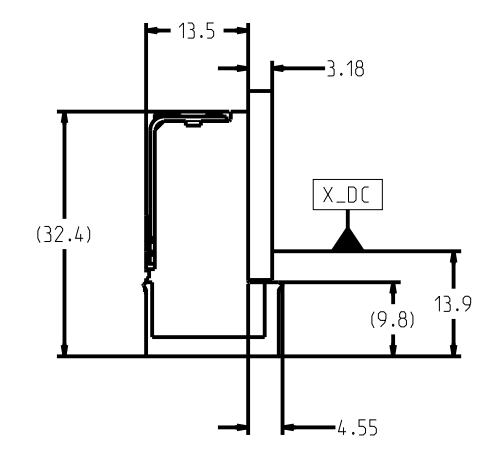
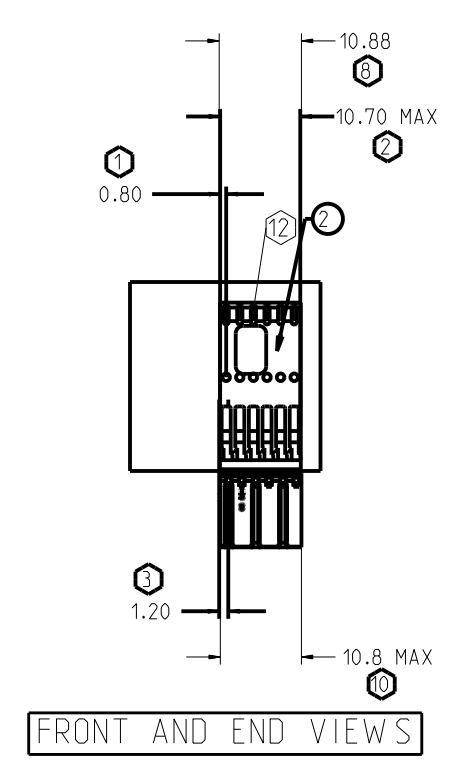


REV	ECN	DESCRIPTION	BY	DATE	APPROVED
A	JLIU-22111541	RELEASE TO PRODUCTION	J.LIU	11/24/2022	J.LIU



FRONT VIEW - DC HOLE PATTERN ONLY . CONNECTOR SIDE REFERENCED FROM LEFT MOST SIGNAL COLUMN . ALL DIMENSIONS BASIC



BOTTOM VIEW  
MODULE LOCATIONS FROM LEFT END OF PLASTIC

TABLE 1: PARTS LIST

ITEM	PART NUMBER	DESCRIPTION	QTY
1	919-420B-B2H	XCede HD2 4PAIR HSD MOD w/ XG. 6POS. 900HMS. .0157" DRILL. NANO NI. STD GOLD	1
2	617-1421-010	XCede HD PLUS 4PAIR STIFFENER	1

NOTE: SEE FRONT VIEW FOR STIFFENER LENGTH.

- NOTES:
- DISTANCE FROM FIRST STIFFENER PILOT HOLE TO LEFT END OF STIFFENER.
  - TOTAL LENGTH OF STIFFENER.
  - DISTANCE FROM CENTERLINE OF 1ST COLUMN OF SIGNAL PLATED THRU HOLES TO LEFT EDGE OF CONNECTOR.
  - MOUNTING SCREWS AND JOINER MODULES (IF PRESENT) TO BE BAGGED WITH EACH CONNECTOR ASSEMBLY.
  - STATED PAD SIZE MAY REQUIRE FILLETING. SEE TB-2237 FOR ROUTING, HOLE WALL PLATING THICKNESS AND FINISHED HOLE SIZE.
  - NA.
  - REFER TO TB-2343 FOR XCede HD2 PRODUCT SPECIFICATIONS.
  - OVERALL CONNECTOR LENGTH.
  - SHADOW VIAS (GND VIA'S) DO NOT RECEIVE COMPLIANT PINS. THEY ARE ADDED FOR IMPROVED SIGNAL INTEGRITY PERFORMANCE AND CAN CHANGE IN SIZE AND LOCATION BASED UPON THE SPECIFIC DESIGN DETAILS.
  - FRONT HOUSING WIDTH. CONNECTORS CAN BE USED IN STACKABLE APPLICATION.
  - DETAIL VIEWS ARE NOT TO SCALE. DO NOT SCALE DRAWING.
  - CONNECTOR IS LASER MARKED WITH MANUFACTURING INFORMATION. REFER TO DRAWING C-527-4133-000 FOR MARKING REQUIREMENTS AND DETAILS.

CUSTOMER: DISTRIBUTOR / XHD2 WITH EXTRA GROUND 4PAIR X 6. HSD 900HMS

TOLERANCES	DESIGN 10/13/2022 J.LIU	<b>Amphenol TCS</b> A Division of Amphenol Corporation 200 Innovative Way, Nashua, NH 03062 803.879.3000	TITLE XCede HD2 DAUGHTERCARD ASSEMBLY 4 PAIR CONNECTOR, LEADFREE
0.0 ±0.25	DRAWN 10/13/2022 AUTO GENERATED		
0.00 ±0.13	CHK 10/13/2022 J.LIU		
0.000 ± -	APVD 11/24/2022 J.LIU		
ANGLES ± 3°	UNLESS OTHERWISE SPECIFIED DIMENSIONS ARE IN MM AND DECIMAL MARKER IS A PERIOD.		REV A
INTERPRET PER ANSI Y14.5 CODE IDENT 31413		PART NO. JX435-50063 DRAWING NO. C-JX435-50063 CRED FILES JX435-50063.ASM JX435-50063.DRW	SIZE D SCALE 1/1 SHEET 1 OF 2

CUSTOMER USE  
DRAWING

