

PRELIMINARY

2.6~2.7GHz Chip Antenna (Ground Clearance Not Required)

P/N 2650AT43A0100

Detail Specification: 11/11/08

Page 1 of 4

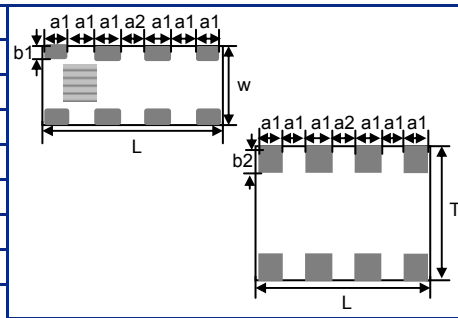
General Specifications

Part Number	2650AT43A0100
Frequency Range	2600 - 2700
Peak Gain	0.5 dBi typ. (YZ-total)
Average Gain	-1.7 dBi typ. (XZ-total)
Return Loss	3.0 dB min.
Impedance	50 Ω
Input Power	2W max.

Operating Temperature	-40 to +85°C
Storage Temperature Range	+5~+35°C, Humidity 45~75%RH
Reel Quantity	1,000

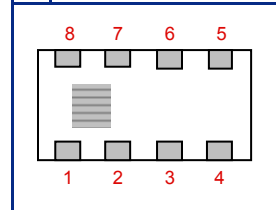
Mechanical Dimensions

	In	mm
L	0.276 ± 0.008	7.00 ± 0.20
W	0.079 ± 0.008	2.00 ± 0.20
T	0.157 ± 0.008	4.00 ± 0.20
a	0.033 ± 0.008	0.85 ± 0.20
b	0.039 ± 0.008	1.00 ± 0.20
c1	0.020 ± 0.008	0.50 ± 0.20
c2	0.039 ± 0.008	1.00 ± 0.20



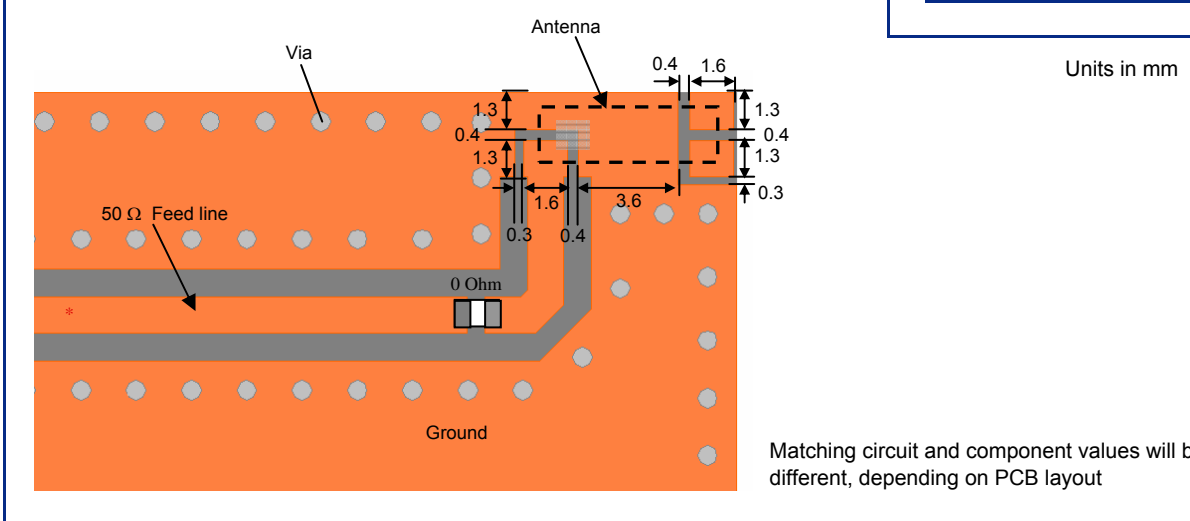
Terminal Configuration

No.	Function
1	Feeding Point
2	GND
3	GND
4	NC
5	NC
6	GND
7	GND
8	GND



Mounting Considerations

*Line width should be designed to match 50 Ω characteristic impedance, depending on PCB material and thickness



Johanson Technology, Inc. reserves the right to make design changes without notice.
All sales are subject to Johanson Technology, Inc. terms and conditions.



www.johansontechnology.com

4001 Calle Tecate • Camarillo, CA 93012 • TEL 805.389.1166 FAX 805.389.1821

2007 Johanson Technology, Inc. All Rights Reserved

PRELIMINARY

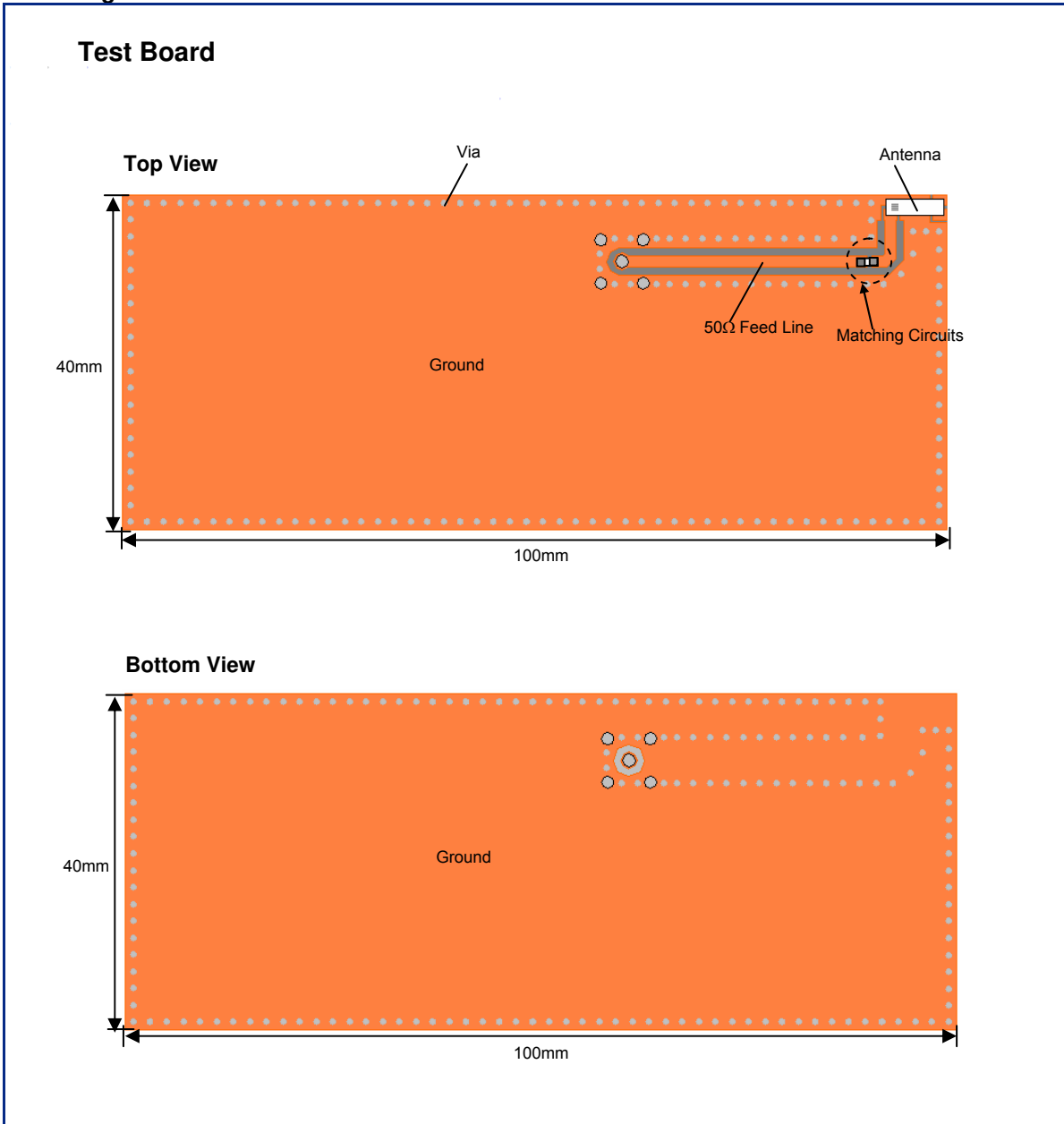
2.6~2.7GHz Chip Antenna (Ground Clearance Not Required)

P/N 2650AT43A0100

Detail Specification: 05/22/08

Page 2 of 4

Mounting Considerations



Johanson Technology, Inc. reserves the right to make design changes without notice.
All sales are subject to Johanson Technology, Inc. terms and conditions.



www.johansontechnology.com

4001 Calle Tecate • Camarillo, CA 93012 • TEL 805.389.1166 FAX 805.389.1821

2007 Johanson Technology, Inc. All Rights Reserved

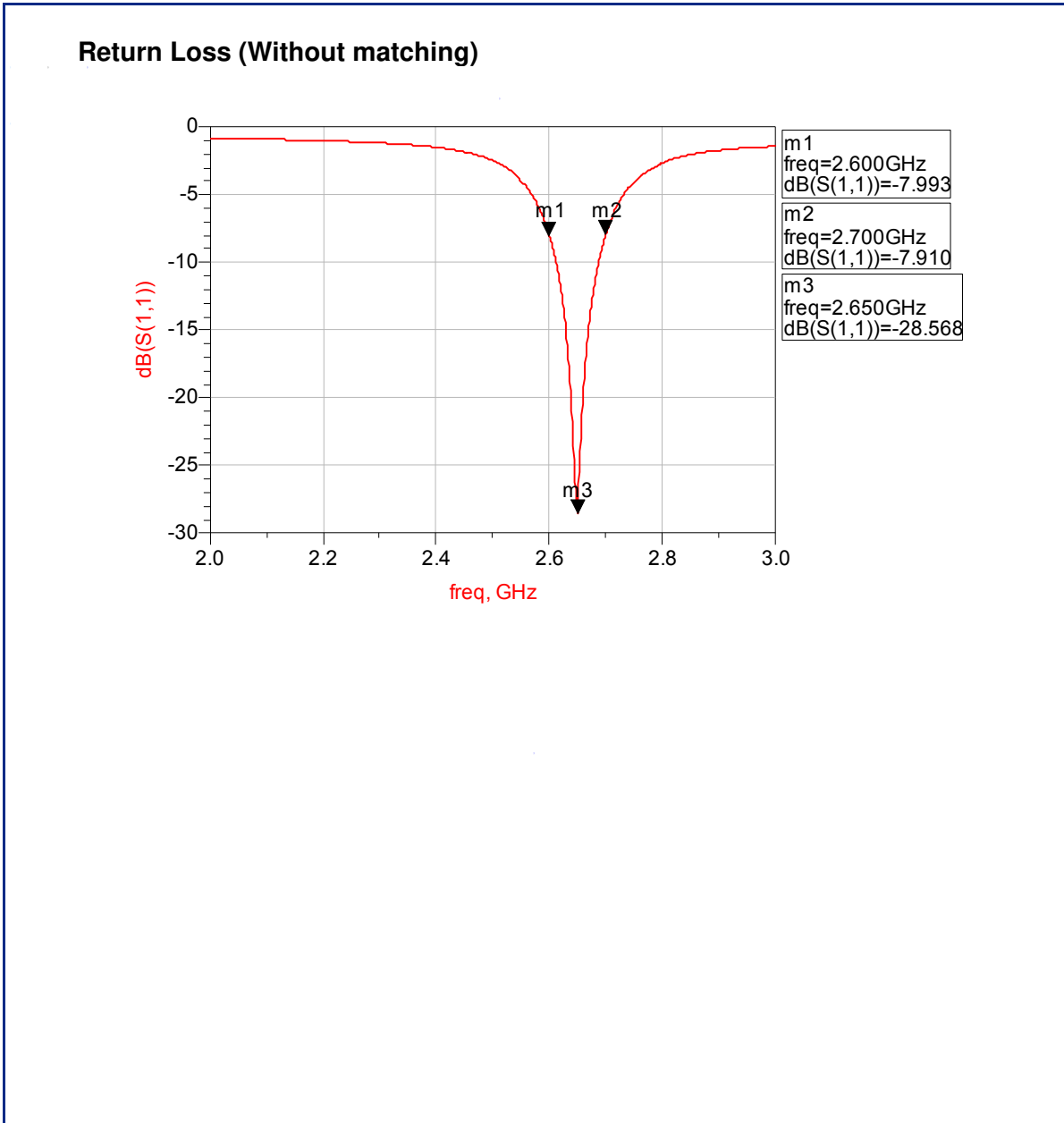
PRELIMINARY

2.6~2.7GHz Chip Antenna (Ground Clearance Not Required)

P/N 2650AT43A0100

Detail Specification: 05/22/08

Page 3 of 4



Johanson Technology, Inc. reserves the right to make design changes without notice.
All sales are subject to Johanson Technology, Inc. terms and conditions.



www.johansontechnology.com

4001 Calle Tecate • Camarillo, CA 93012 • TEL 805.389.1166 FAX 805.389.1821

2007 Johanson Technology, Inc. All Rights Reserved

PRELIMINARY

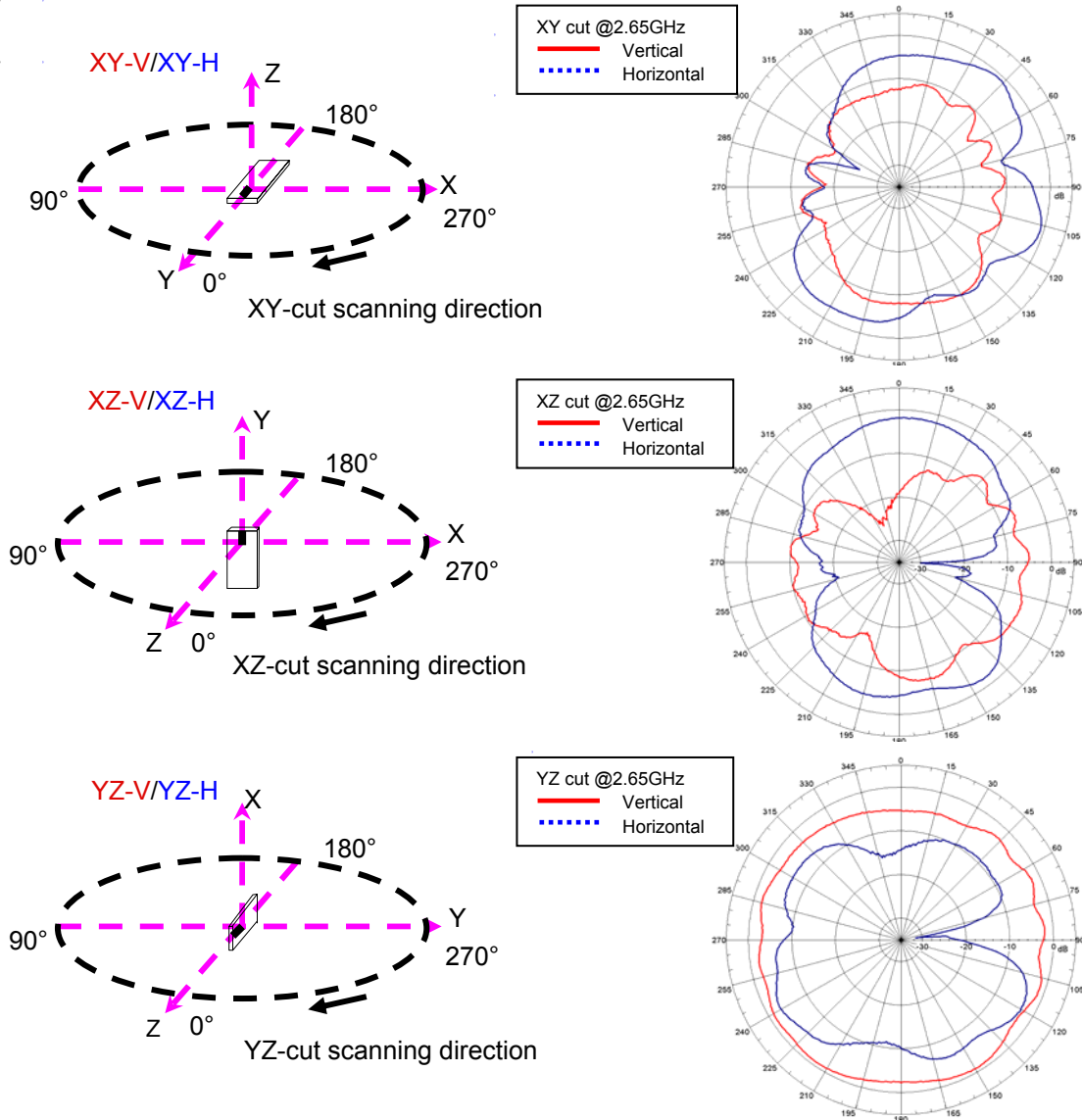
2.6~2.7GHz Chip Antenna (Ground Clearance Not Required)

P/N 2650AT43A0100

Detail Specification: 05/22/08

Page 4 of 4

Typical Radiation Patterns



Johanson Technology, Inc. reserves the right to make design changes without notice.
All sales are subject to Johanson Technology, Inc. terms and conditions.



www.johansontechnology.com

4001 Calle Tecate • Camarillo, CA 93012 • TEL 805.389.1166 FAX 805.389.1821

2007 Johanson Technology, Inc. All Rights Reserved