


25 to 30W Medical Wall Mount Power Supplies



The WMM30 Class II 25 to 30W wall mount power supplies are certified to IEC/ES/EN60601-1 and EN60601-1-11, are compliant to EN60601-1-2 (Ed4) and designed to meet IEC60335-1 (Household Appliances). Requiring no earth ground, the WMM30 series is ideally suited for Medical, Clinical and Home Healthcare applications. Four interchangeable AC plugs are available (sold separately) for use in North America, Europe, UK and Australia. Alternative output connectors and cable assemblies are available on request.

Features	Benefits
• Medical Safety Certifications and Immunity	• Suitable for Medical, Clinical and Home Healthcare Use
• Class II Input	• No Earth Ground Connection Needed
• Meets DoE Level VI and EU Tier 2 Efficiency, <0.075W Off-load Power Consumption	• Meets US and EU Energy Saving Legislation
• 4kV (2xMOPP) Input to Output Isolation	• Fully Isolated For Use With B and BF Rated Equipment
• Alternative Connectors and Cable Assemblies	• Flexible System Integration

Model Selector							
Model	Output Voltage (V)	Maximum Current (A)	Maximum Power (W)	Overvoltage Protection (V) (Maximum)	Maximum Load Capacitance (uF)	Efficiency (%) (230Vac input, 75% Load)	Average Efficiency (%) ⁽¹⁾
WMM30CN050	5	5	25	7.44	5,000	84	>85
WMM30CN090	9	3.3	29.7	12.6	3,300	88	>87.7
WMM30CN120	12	2.5	30	15.5	2,500	88	>87.7
WMM30CN150	15	2	30	19.5	2,000	88	>87.7
WMM30CN180	18	1.67	30	23.5	1,670	88	>87.7
WMM30CN240	24	1.25	30	31.5	1,250	88	>87.7



*** Options**

When no option code is stated:

5V output model has a straight 5.5 x 2.1 x 12mm (OD x ID x L) connector, positive center pin and a 16 AWG 1220mm long cable

9V output model has a straight 5.5 x 2.1 x 12mm (OD x ID x L) connector, positive center pin and a 16 AWG 1800mm long cable

12V and 15V output models have a straight 5.5 x 2.1 x 12mm (OD x ID x L) connector, positive center pin and an 18 AWG 1800mm long cable

18V and 24V output models have a straight 5.5 x 2.1 x 12mm (OD x ID x L) connector, positive center pin and an 22 AWG 1800mm long cable

A variety of connector and output cable options are available, please contact your local sales office

Interchangeable AC Plugs (Sold separately)	
Part Number	Region
ACC-WMM30-A	North America
ACC-WMM30-U	UK
ACC-WMM30-E	Europe
ACC-WMM30-S	Australia

Specifications

Model		WMM30
Input		
Input Voltage range (2)	Vac	80 - 264
Input Frequency	Hz	47 - 63
Input Current (100Vac)	A	< 0.8
Inrush Current at 240Vac (Cold Start)	A	≤ 85
Leakage Current	uA	≤ 50
Harmonic Compliance	-	Meets IEC61000-3-2
No Load Power Consumption	mW	<75
Hold Up Time (typ) at 115Vac Input	ms	10
Efficiency	-	See model selector table
Average Efficiency	-	See model selector table
Conducted & Radiated EMI	-	EN55011-B Conducted, EN55011-B Radiated, EN60601-1-2
Immunity	-	See immunity table
Insulation Class	-	Class II
Safety Agency Certifications	-	IEC/ES/EN60601-1, EN60601-1-11, CE Mark (LVD, EMC and RoHS). Designed to meet IEC60335-1

Immunity

Test	Standard	Test Level	Criteria	Notes
ESD	EN61000-4-2	4	A	-
Radiated Susceptibility	EN61000-4-3	3	A	80-2700MHz
	EN60601-1-2 table 9	-	A	Pass
Electrical Fast Transient Burst	EN61000-4-4	3	A	(AC Port, 100kHz)
Surge	EN61000-4-5	3	B	-
Conducted Susceptibility	EN61000-4-6	3	A	10V (61000-6-2)
	EN60601-1-2 table 6	-	A	6V (60601-1-2)
Magnetic fields	EN61000-4-8	N/A	N/A	-
Voltage Dips and Input Interruptions	EN61000-4-11	0% for 1/2 cycle	A	-
	Class 2 Industrial, including EN60601-1-2 (100Vac)	0% for 1 cycle	A	-
		70% for 25/30 cycles	B	-
		0% for 250/300 cycles	B	-

Specifications		
Model		WMM30
Output		
Output Voltage Tolerance	%	±2% at 60% load
Output Voltage Adjustment	-	None
Switching Frequency (Typical)	kHz	65
Line Regulation	%	±1% of rated output voltage from 100 to 240Vac
Load Regulation (3)	%	5V: ±6%, 9V: ±3%, 12-24V: ±2% of rated output voltage
External Load Capacitance	uF	See model selector table
Ripple & Noise (4)	mV	5V & 9V: 100, >12V: 120
Minimum Load	-	No minimum load required
Overcurrent Protection	-	120- 140%, hiccup mode with auto recovery
Overvoltage Protection	V	Latching, cycle AC input to reset. See model selector table
Parallel Operation	-	Not possible
Environmental		
Operating Temperature	°C	-25 to 70, derate linearly from 100% to 50% load from 40 to 70
Storage Temperature	°C	-25 to +85
Humidity (non condensing)	%RH	5 - 93%RH
Cooling	-	Convection
Altitude	m	5,000
Withstand Voltage (For 1 minute)	Vac	Input to Output 4,000 (2xMOPP)
Isolation Resistance	MΩ	>100 at 25°C
IP Rating	-	IP22
Vibration (Operating)	-	Meets MIL-STD-810F Table 516.5, Table 516.5-1, 10ms, each axis 3 times (± X, Y, Z axis)
Shock	-	Meets MIL-STD-810F Table 514.5C-VIII, 15~200Hz, X, Y, Z axis, 1hr each axis, total 3hrs
Other		
Weight (Typ)	g	200
Size (LxWxH)	mm	96.7 x 58 x 43.25
Size (LxWxH)	Inches	3.807 x 2.283 x 1.703
AC Input Connector	-	See model selector section - sold separately
DC Output Connector	-	See model selector (options)
MTBF - MIL-HDBK-217F, GB, 25°C, 115Vac input	hrs	380,000 minimum
Warranty	yrs	3

Notes

See website for detailed specifications, test methods and installation manual

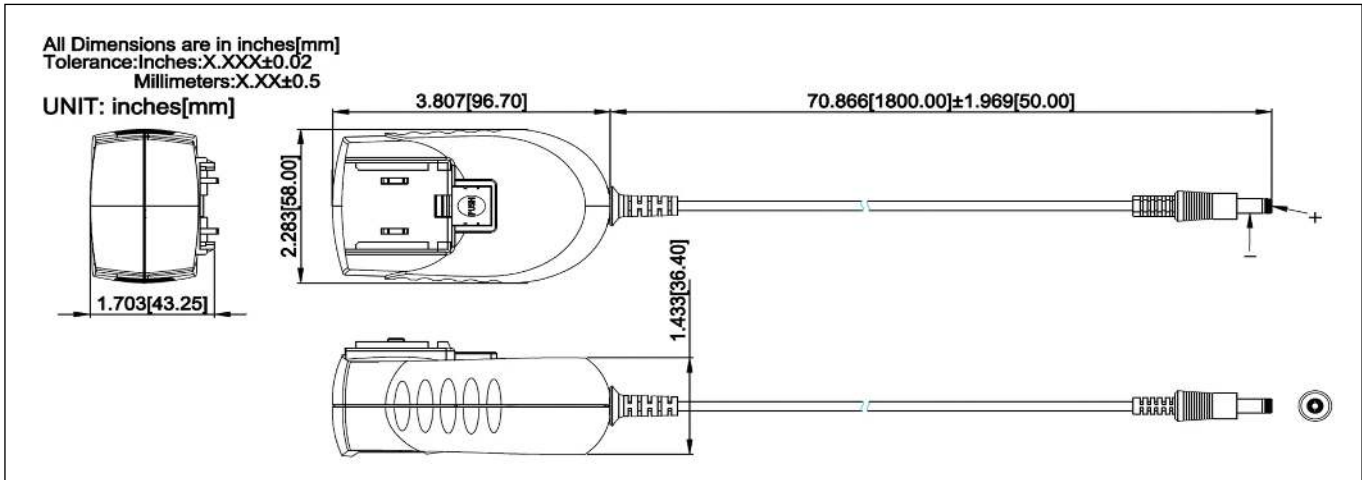
(1) Measured at 25%, 50%, 75% and 100% load conditions

(2) Derate linearly from 100% to 90% load from 90Vac input to 80Vac input

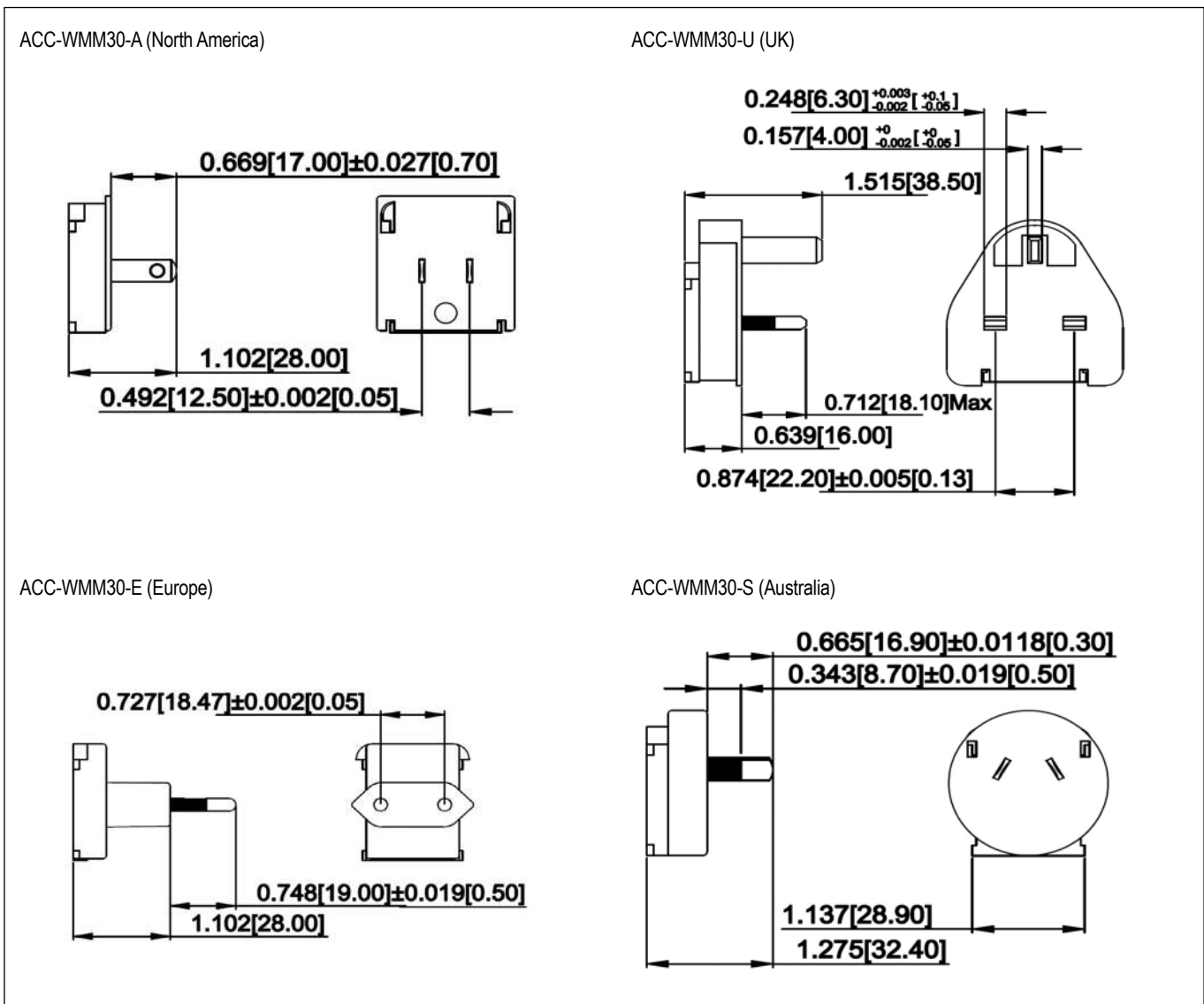
(3) Measured from 60 - 100% and 60 - 20% load

(4) Ripple and noise is measured at 20MHz BW. Add 0.1uF ceramic capacitor and 10uF Electrolytic capacitor in parallel across the output

Outline Drawing WMM30 (Straight connector with 16AWG 1,800mm cable shown)



Outline Drawing Interchangeable AC plugs (Sold separately)





TDK-Lambda France SAS

Tel: +33 1 60 12 71 65
france@fr.tdk-lambda.com
www.emea.lambda.tdk.com/fr



Italy Sales Office

Tel: +39 02 61 29 38 63
info.italia@it.tdk-lambda.com
www.emea.lambda.tdk.com/it



Netherlands

info@nl.tdk-lambda.com
www.emea.lambda.tdk.com/nl



TDK-Lambda Germany GmbH

Tel: +49 7841 666 0
info.germany@de.tdk-lambda.com
www.emea.lambda.tdk.com/de



Austria Sales Office

Tel: +43 2256 655 84
info@at.tdk-lambda.com
www.emea.lambda.tdk.com/at



Switzerland Sales Office

Tel: +41 44 850 53 53
info@ch.tdk-lambda.com
www.emea.lambda.tdk.com/ch



Nordic Sales Office

Tel: +45 8853 8086
info@dk.tdk-lambda.com
www.emea.lambda.tdk.com/dk



TDK-Lambda UK Ltd.

Tel: +44 (0) 12 71 85 66 66
powersolutions@uk.tdk-lambda.com
www.emea.lambda.tdk.com/uk



TDK-Lambda Ltd.

Tel: +9 723 902 4333
info@tdk-lambda.co.il
www.emea.lambda.tdk.com/il



C.I.S.

Commercial Support:

Tel: +7 (495) 665 2627

Technical Support:

Tel: +7 (812) 658 0463
info@tdk-lambda.ru
www.emea.lambda.tdk.com/ru



TDK-Lambda Americas

Tel: +1 800-LAMBDA-4 or 1-800-526-2324
powersolutions@us.tdk-lambda.com
www.us.lambda.tdk.com



TDK Electronics do Brasil Ltda

Tel: +55 11 3289-9599
sales.br@tdk-electronics.tdk.com
www.tdk-electronics.tdk.com/en



TDK-Lambda Corporation

Tel: +81-3-6778-1113
www.jp.lambda.tdk.com



TDK-Lambda (China) Electronics Co. Ltd.

Tel: +86 21 6485-0777
powersolutions@cn.tdk-lambda.com
www.lambda.tdk.com.cn



TDK-Lambda Singapore Pte Ltd.

Tel: +65 6251 7211
tis.mkt@sg.tdk-lambda.com
www.sg.lambda.tdk.com



TDK India Private Limited, Power Supply Division

Tel: +91 80 4039-0660
mathew.philip@in.tdk-lambda.com
www.sg.lambda.tdk.com

