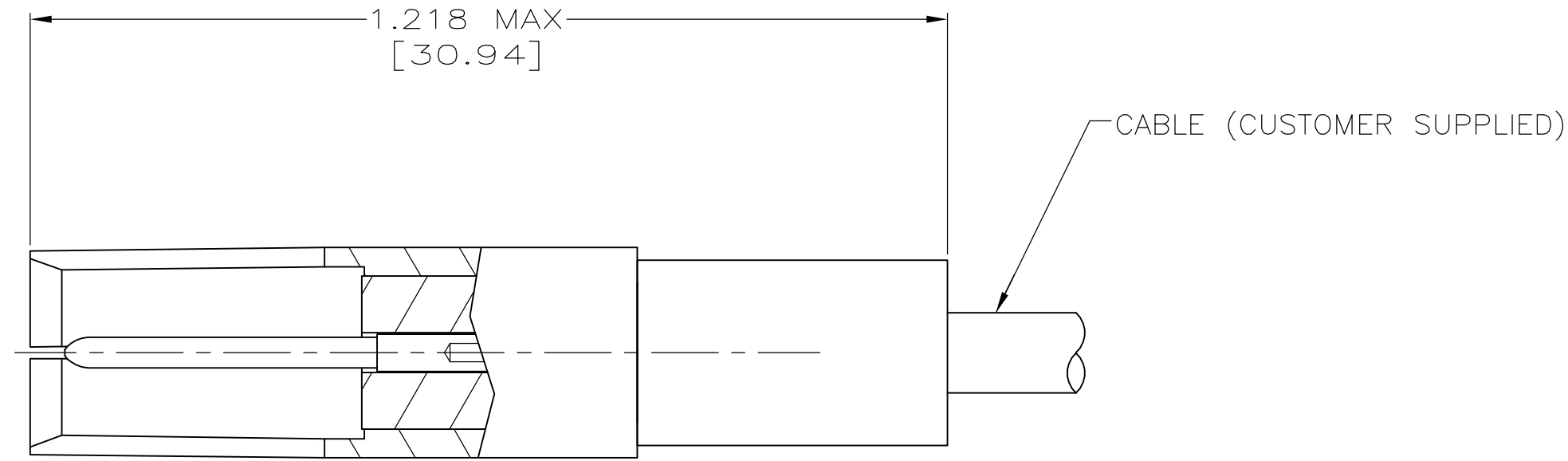
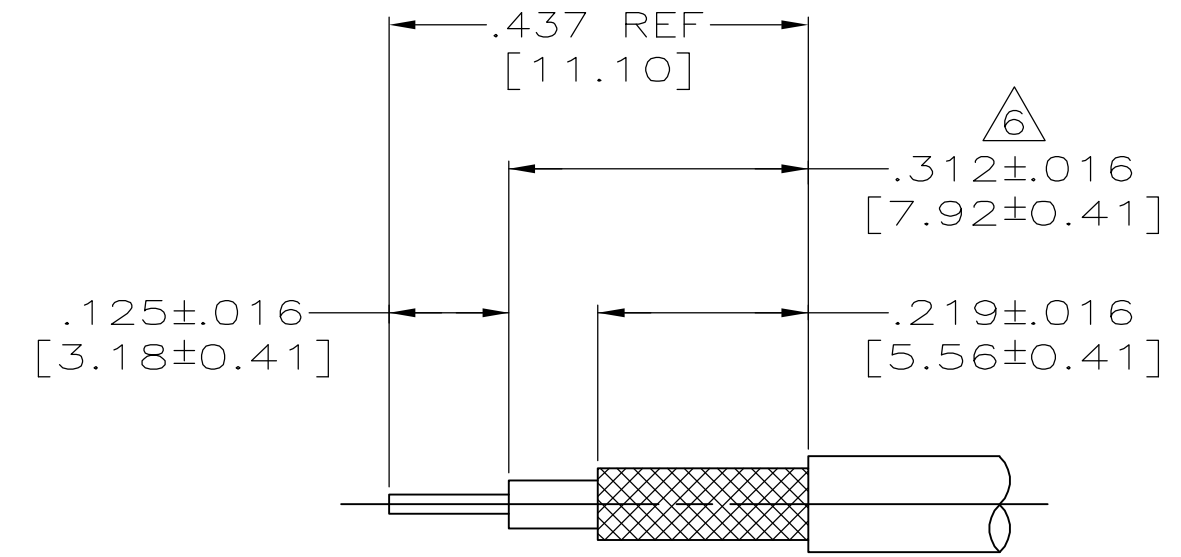


THIS DRAWING IS UNPUBLISHED. RELEASED FOR PUBLICATION  
 © COPYRIGHT BY TYCO ELECTRONICS CORPORATION. ALL RIGHTS RESERVED.

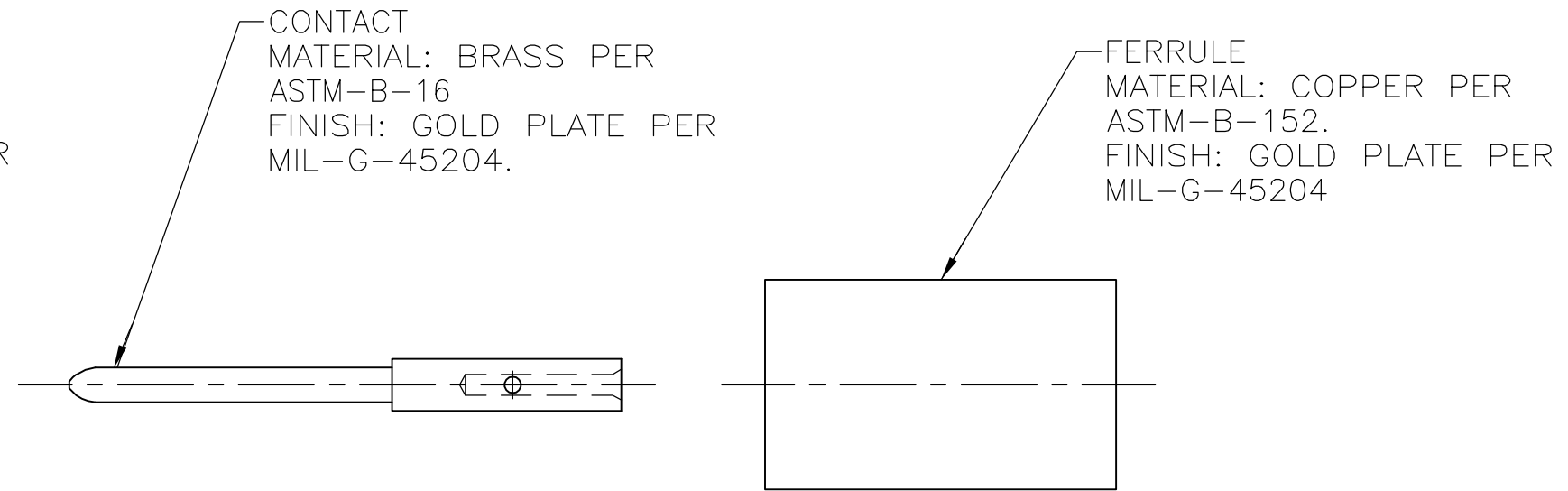
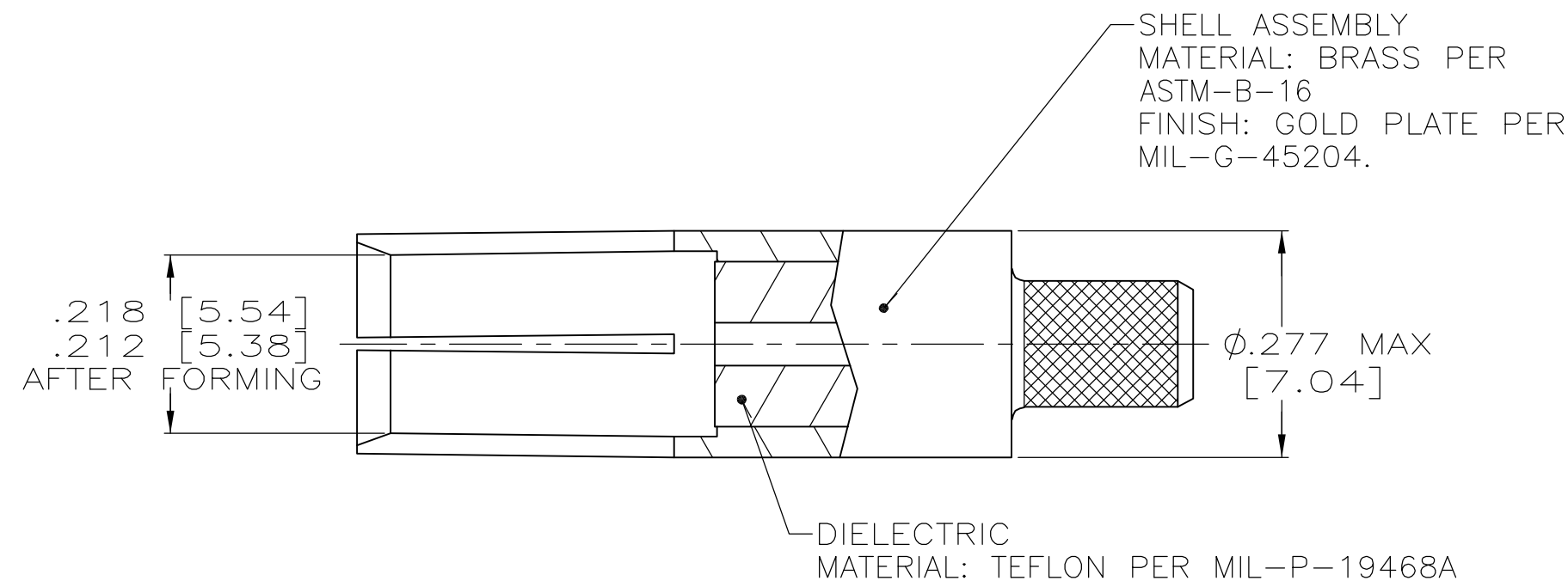
LOC	DIST	REVISIONS			
P	LTR	DESCRIPTION	DATE	DWN	APVD
DF	X5				
	A	REV PER ECO 05-04936	7-19-05	CT	RG



ASSEMBLED VIEW



RECOMMENDED STRIP LENGTH  
SCALE: N.T.S.



- FOR USE WITH BMS 13-65 OF CABLE.
- FERRULE CRIMPING TOOL: AMP TOOL #220066-1 CRIMP B OR #220066-2 CRIMP B.
- CONTACT CRIMPING TOOL: M22520/2-01 OR AMP TOOL NUMBER 1-601966-6, SETTING NUMBER 5. DANIELS POSITIONER PART NO. K345 OR AMP TOOL NO. 1-601966-6.

- SEE I.S. 2348.
- DANIELS MANUFACTURING CORP  
2266 FRANKLIN ROAD  
BLOOMFIELD HILLS, MI 48013

△ OUTER JACKET OF CABLE MUST BE TRIMMED TO ALLOW PROPER INTER-PIN CONTACT LOCATION AFTER FERRULE CRIMP OPERATION.

- PIN AND FERRULE SHIPPED UNASSEMBLED AND CABLE IS SUPPLIED BY CUSTOMER.

1757892-1

PART NO.

THIS DRAWING IS A CONTROLLED DOCUMENT.		DWN C.C.THOMAS 22JUN05	AMP Tyco Electronics Corporation Harrisburg, Pa 17105-3608	
DIMENSIONS: INCHES [mm]		CHK R.GROSS 6-23-05	NAME CONNECTOR, COAXIAL, RF, SOCKET SIZE 5, ARINC	
TOLERANCES UNLESS OTHERWISE SPECIFIED:		APVD R.GROSS 6-23-05	DRAWING NO A2 00779 C=1757892	
0 PLC ± -		PRODUCT SPEC	RESTRICTED TO	
1 PLC ± -		APPLICATION SPEC	-	
2 PLC ± -		WEIGHT	-	
3 PLC ± -		MATERIAL	SEE CALLOUTS	
4 PLC ± -		FINISH	SEE CALLOUTS	
ANGLES ± -		CUSTOMER DRAWING	SCALE 5:1	SHEET 1 OF 1