

8

7

6

5

4

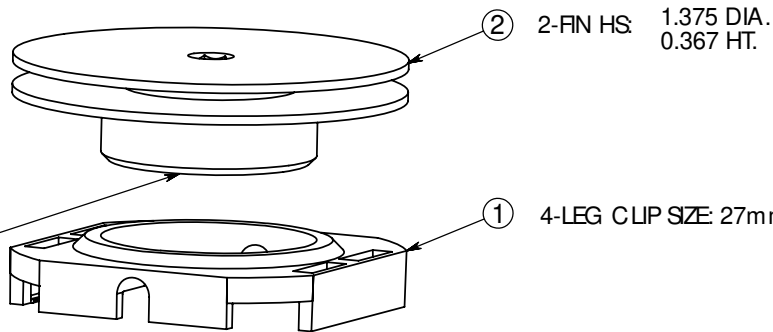
3

2

1

REVISION(S)

LTR	DESCRIPTION	INIT	APP'D
O	ECN: 0S60-0149-04	E.T 5/25/04	B.P 5/25/04
A	ECN: 0S60-0181-04	E.T 7/12/04	B.P 7/14/04
B	ECR-06-011657	E.T 6/2/06	V.K 6/2/06



NOTE:

1. MATERIAL:

HEAT SINK: ALUM. (BLACK ANODIZE)
CLIP: BLACK PEI (UL94-VO)

2. SPECIFICATION OF MAXIMUM LOAD ON THE BGA PACKAGE SHOULD BE IDENTIFIED BY THE USER BEFORE THE HEATSINK APPLICATION.

HEATSINK TORQUE SPECIFICATIONS CONVERTED TO FORCE.

BARE DIE PACKAGE:

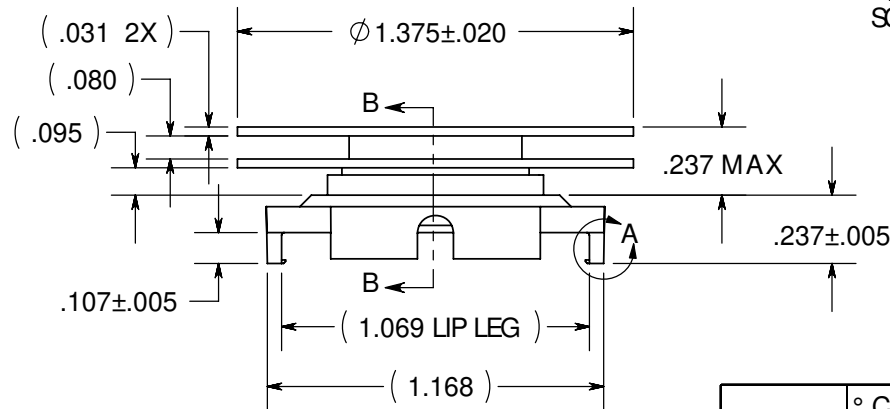
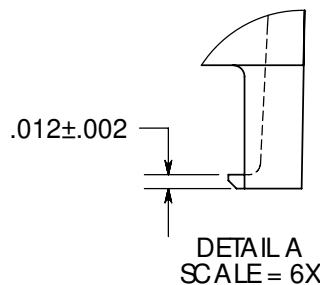
1.5 INCH - LB TORQUE = 7.5 LBS FORCE
2.0 INCH - LB TORQUE = 10 LBS FORCE

FULL SIZE LID PACKAGE:

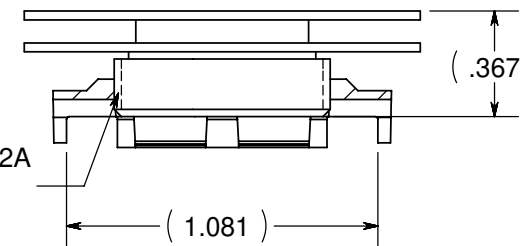
1.5 INCH - LB TORQUE = 6.9 LBS FORCE
2.0 INCH - LB TORQUE = 9.3 LBS FORCE

3. REMOVE CLIP WITH REMOVAL TOOL P/N: 1542616-1

4. RoHS COMPLIANT AND CERTIFIED.



Ø 3/4" - 27 UNS - 2A
THREAD



SECTION B-B

Power	° C/W @ Ambient	° C/W @ 200 LFM	° C/W @ 400 LFM	° C/W @ 600 LFM
5 Watts	13.40	7.80	4.88	4.28
10 Watts	11.96	7.30	4.70	4.04
15 Watts	10.97	7.23	4.58	4.04

CUSTOMER DRAWING

SPECIFICATIONS ARE SUBJECT TO CHANGE WITHOUT NOTICE

ITEM	DESCRIPTION	QTY	SCALE	tyco / Electronics Attleboro Falls Massachusetts 02763				CONFIDENTIAL PROPERTY OF TYCO ELECTRONICS NOT TO BE DISCLOSED TO OTHERS REPRODUCED OR USED FOR ANY PURPOSES EXCEPT AS AUTHORIZED IN WRITING BY AN AUTHORIZED OFFICIAL OF TYCO. MUST BE RETURNED TO TYCO ON DEMAND, ON COMPLETION OF ORDERS OR OTHER PURPOSES FOR WHICH LENT.		TITLE: 27mm HEATSINK ASSEMBLY (HTS608-U)	
1	MOUNTING CLIP	1	DO NOT SCALE	UNLESS OTHERWISE SPECIFIED TO LEGS ARE:	DRAWN BY: ETAO	DATE: 5/25/04	MATERIAL: SEE NOTE	DIMENSIONS ARE IN: INCHES	SCALE: 1.5:1	PART NO.: 5-1542003-9	SHEET: 1 OF 1
2	HEAT SINK	1		.XX ± .XXX ± .XXXX ± ANGLES ± °	ENGINEER: B.PETROCELLI	DATE: 5/25/04					
3	INTERFACE	1		FILENAME: PROJECT: SYSTEM:	SIZE: A		DWG. NO. C-5-1542003-9	REV: B			

8

7