

## Inline terminal - IB IL 24 DI 4-XC-PAC - 2701152

Please be informed that the data shown in this PDF Document is generated from our Online Catalog. Please find the complete data in the user's documentation. Our General Terms of Use for Downloads are valid (<http://phoenixcontact.com/download>)



Inline digital input terminal, version for extreme conditions, complete with accessories (connector plug and labeling field), 4 inputs, 24 V DC, 3-conductor connection technology

### Product description

The terminal is designed for use within an Inline station. It is used to acquire digital input signals.

### Product Features

- 4 digital inputs
- Connection of sensors in 2 and 3-wire technology
- Maximum permissible load current per sensor: 250 mA
- Maximum permissible load current from the terminal: 1 A
- Diagnostic and status indicators
- Can be used under extreme ambient conditions
- Coated PCBs
- Extended temperature range T2 (-40°C ... +55°C)



### Key commercial data

Packing unit	1 pc
Weight per Piece (excluding packing)	100.0 GRM
Custom tariff number	85389091
Country of origin	Germany

### Technical data

#### Note

Utilization restriction	EMC: class A product, see manufacturer's declaration in the download area
-------------------------	---

#### Dimensions

Width	12.2 mm
-------	---------

# Inline terminal - IB IL 24 DI 4-XC-PAC - 2701152

## Technical data

### Dimensions

Height	140.5 mm
Depth	71.5 mm
Note on dimensions	Housing dimensions

### Ambient conditions

Ambient temperature (operation)	-40 °C ... 55 °C (See also the "Tested successfully: Use under extreme ambient conditions" section of the data sheet.)
	-40 °C ... 60 °C (At $U_s < 24.5$ V; see also the "Tested successfully: Use under extreme ambient conditions" section of the data sheet.)
Ambient temperature (storage/transport)	-40 °C ... 85 °C
GRP_Temperature class	T2 (-40°C ... 55°C, EN 50155)
Permissible humidity (operation)	10 % ... 95 % (according to DIN EN 61131-2)
Permissible humidity (storage/transport)	10 % ... 95 % (according to DIN EN 61131-2)
Air pressure (operation)	70 kPa ... 106 kPa (up to 3000 m above sea level)
Air pressure (storage/transport)	70 kPa ... 106 kPa (up to 3000 m above sea level)
Degree of protection	IP20

### General

Weight	66 g
Note on weight specifications	with connector
Mounting type	DIN rail
Operating mode	Process data operation with 4 bits
Protection class	III, IEC 61140, EN 61140, VDE 0140-1
Test section	5 V supply, incoming remote bus/7.5 V supply (bus logics) 500 V AC 50 Hz 1 min
	5 V supply, outgoing remote bus/7.5 V supply (bus logics) 500 V AC 50 Hz 1 min
	7.5 V supply (bus logics)/24 V supply (I/O) 500 V AC 50 Hz 1 min
	24 V supply (I/O) / functional earth ground 500 V AC 50 Hz 1 min

### Interfaces

Fieldbus system	Lokalbus
Designation	Inline local bus
Connection method	Inline data jumper
Transmission speed	500 kBit/s

### Power supply for module electronics

Supply voltage	24 V DC (via voltage jumper)
Supply voltage range	19.2 V DC ... 30 V DC (including all tolerances, including ripple)
Supply current	40 mA
Communications power $U_L$	7.5 V (via voltage jumper)

## Inline terminal - IB IL 24 DI 4-XC-PAC - 2701152

### Technical data

#### Power supply for module electronics

Current consumption	max. 40 mA (from the local bus)
Power consumption	max. 0.3 W (at $U_L$ )

#### Inline potentials

Communications power $U_L$	7.5 V DC
Current consumption from $U_L$	max. 40 mA
Segment supply voltage $U_S$	24 V DC (nominal value)
Current consumption from $U_S$	max. 1 A
Power consumption	max. 0.3 W (at $U_L$ )

#### Digital inputs

Input name	Digital inputs
Connection method	Spring-cage connection
	2, 3-wire
Number of inputs	4 (EN 61131-2 type 1)
Typical response time	< 1 ms
Input voltage	24 V DC (via voltage jumper)
Input voltage range "0" signal	-3 V DC ... 5 V DC
Input voltage range "1" signal	15 V DC ... 30 V DC
Nominal input current at $U_{IN}$	min. 3 mA (at nominal voltage)

### Classifications

#### eCl@ss

eCl@ss 4.0	27240404
eCl@ss 4.1	27240404
eCl@ss 5.0	27242204
eCl@ss 5.1	27242604
eCl@ss 6.0	27242604
eCl@ss 7.0	27242604
eCl@ss 8.0	27242604

#### ETIM

ETIM 2.0	EC001433
ETIM 3.0	EC001599
ETIM 4.0	EC001599
ETIM 5.0	EC001599

# Inline terminal - IB IL 24 DI 4-XC-PAC - 2701152

## Classifications

### UNSPSC

UNSPSC 6.01	43172015
UNSPSC 7.0901	43201404
UNSPSC 11	39121311
UNSPSC 12.01	39121311
UNSPSC 13.2	39121311

## Approvals

### Approvals

---

#### Approvals

UL Recognized / cUL Recognized / cULus Recognized

---

#### Ex Approvals


---


#### Approvals submitted

---

## Approval details

UL Recognized 

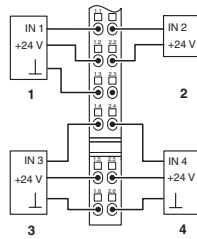
cUL Recognized 

cULus Recognized 

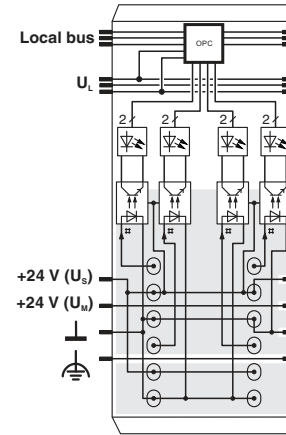
## Drawings

# Inline terminal - IB IL 24 DI 4-XC-PAC - 2701152

Connection diagram



Block diagram



Dimensioned drawing

